



US00D694115S

(12) **United States Design Patent**
Gieske

(10) **Patent No.:** **US D694,115 S**

(45) **Date of Patent:** **** Nov. 26, 2013**

(54) **BOTTLE**

D580,771 S * 11/2008 Rica D9/560
D586,659 S * 2/2009 Delbon D9/544
D626,002 S 10/2010 Charyszyn et al.

(75) Inventor: **Thomas Koll Porter Gieske,**
Lutherville, MD (US)

OTHER PUBLICATIONS

(73) Assignee: **McCormick & Company,**
Incorporated, Sparks, MD (US)

U.S. Appl. No. 29/432,322, filed Sep. 14, 2012, Gieske.
Examination Report issued Oct. 1, 2012 in Canadian Patent Appli-
cation No. 145851.

(**) Term: **14 Years**

U.S. Appl. No. 29/400,662, filed Aug. 31, 2011, Gieski.
U.S. Appl. No. 29/417,205, filed Mar. 30, 2012, Gieski.

(21) Appl. No.: **29/420,372**

* cited by examiner

(22) Filed: **May 8, 2012**

Primary Examiner — Sandra Morris

(51) **LOC (9) Cl.** **09-01**

(74) *Attorney, Agent, or Firm* — Oblon, Spivak,
McClelland, Maier & Neustadt, L.L.P.

(52) **U.S. Cl.**

USPC **D9/600; D9/574**

(58) **Field of Classification Search**

USPC D9/600, 655–664, 516, 544, 547,
D9/559–561, 569–575; 206/457, 527;
215/400; 220/890

(57) **CLAIM**

The ornamental design for a bottle, as shown and described.

See application file for complete search history.

DESCRIPTION

FIG. 1 is a front, top, and right side perspective view of a
bottle;

(56) **References Cited**

U.S. PATENT DOCUMENTS

D257,667 S * 12/1980 Ito D9/560
4,391,381 A * 7/1983 Ota et al. 215/12.2
D392,897 S * 3/1998 Biesecker et al. D9/571
D458,146 S * 6/2002 Sadeghi et al. D9/560
D523,756 S * 6/2006 Considine et al. D9/573
D545,205 S * 6/2007 Rica D9/560
D555,483 S * 11/2007 Bezuglov D9/560
D574,252 S * 8/2008 Ryan et al. D9/600

FIG. 2 is a rear elevational view thereof;

FIG. 3 is a front elevational view thereof;

FIG. 4 is a right side elevational view thereof;

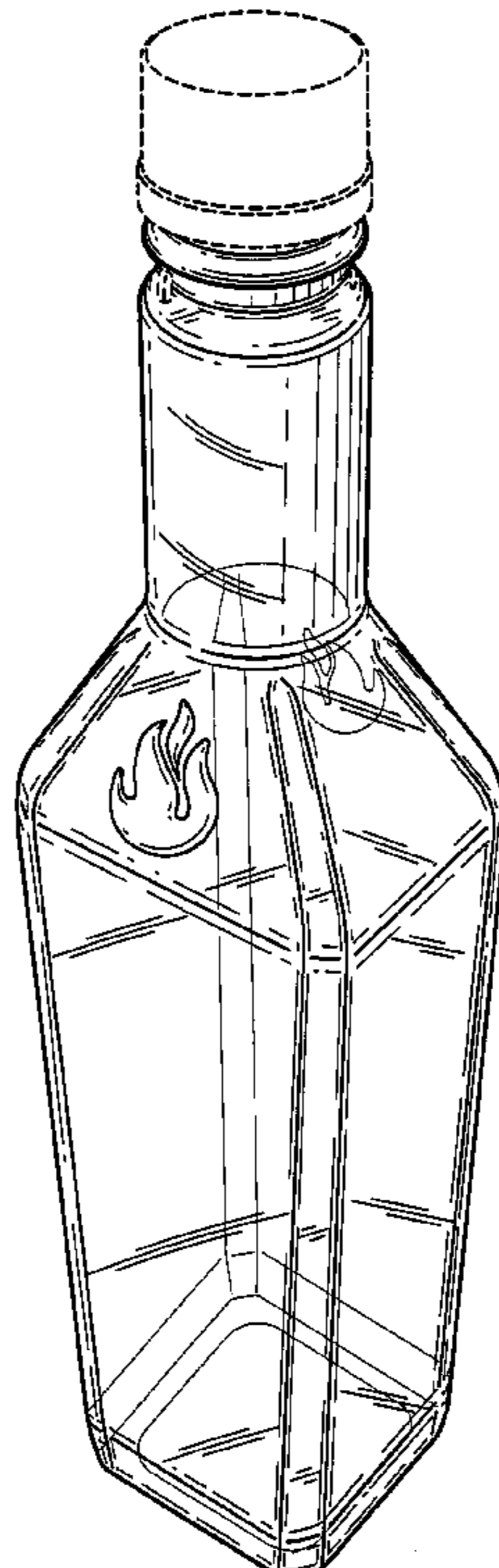
FIG. 5 is a left side elevational view thereof;

FIG. 6 is a bottom plan view thereof; and,

FIG. 7 is a top plan view thereof.

The broken lines in the drawings depict environmental sub-
ject matter only and form no part of the claimed design.

1 Claim, 7 Drawing Sheets






Fig. 1

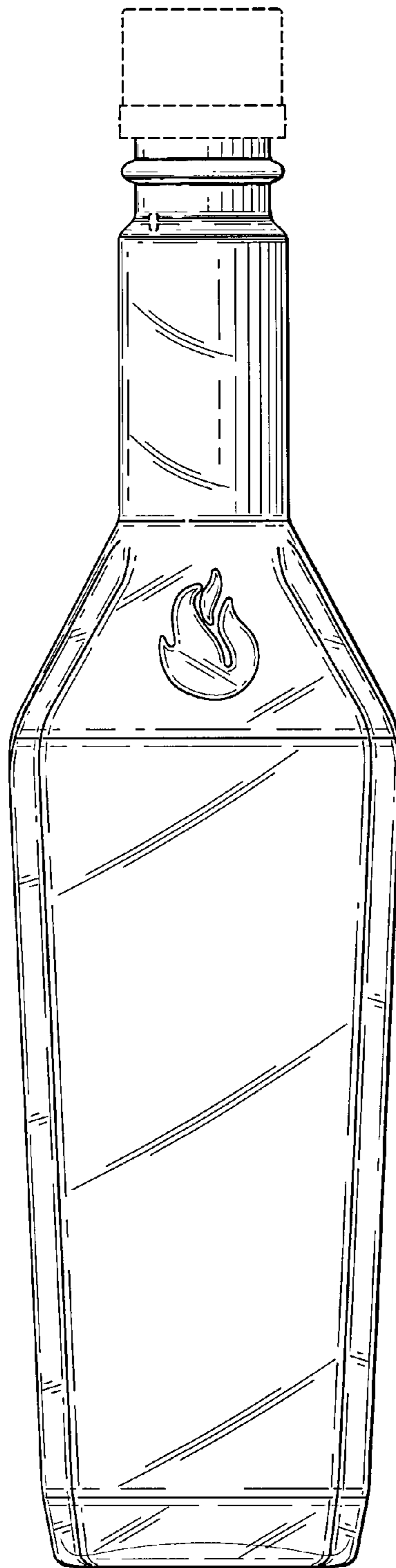


Fig. 2

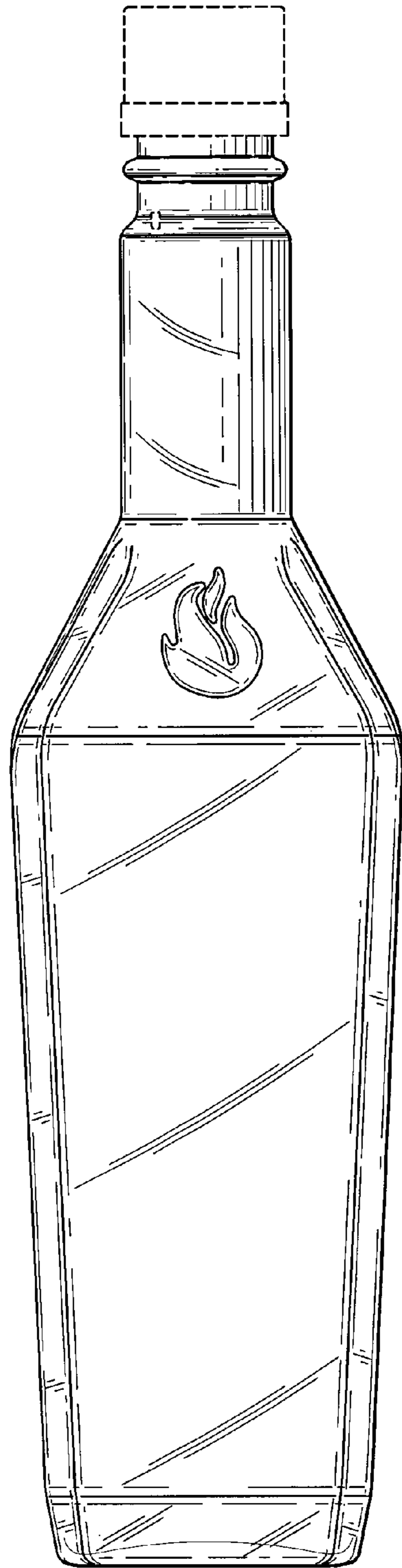


Fig. 3

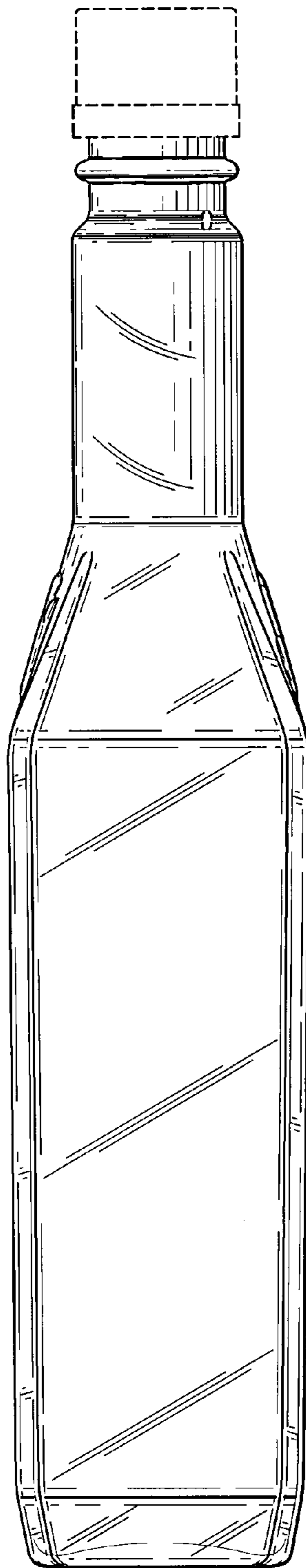


Fig. 4

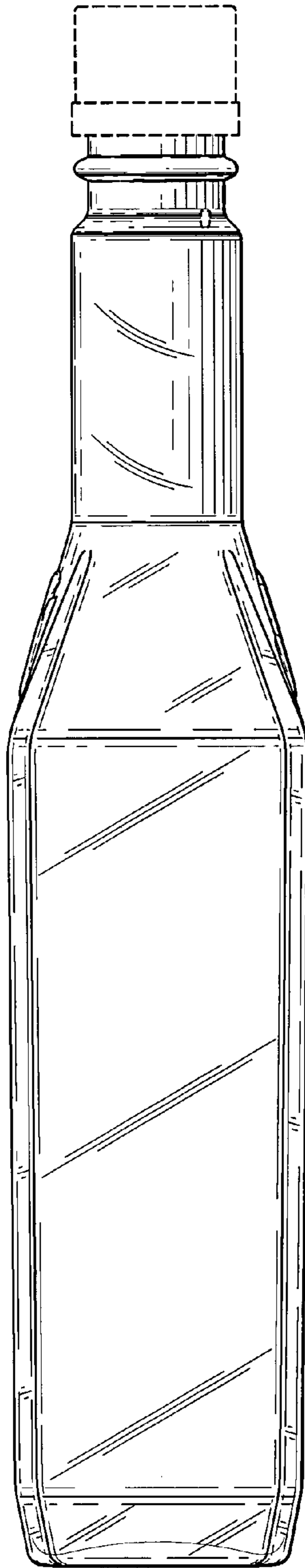


Fig. 5

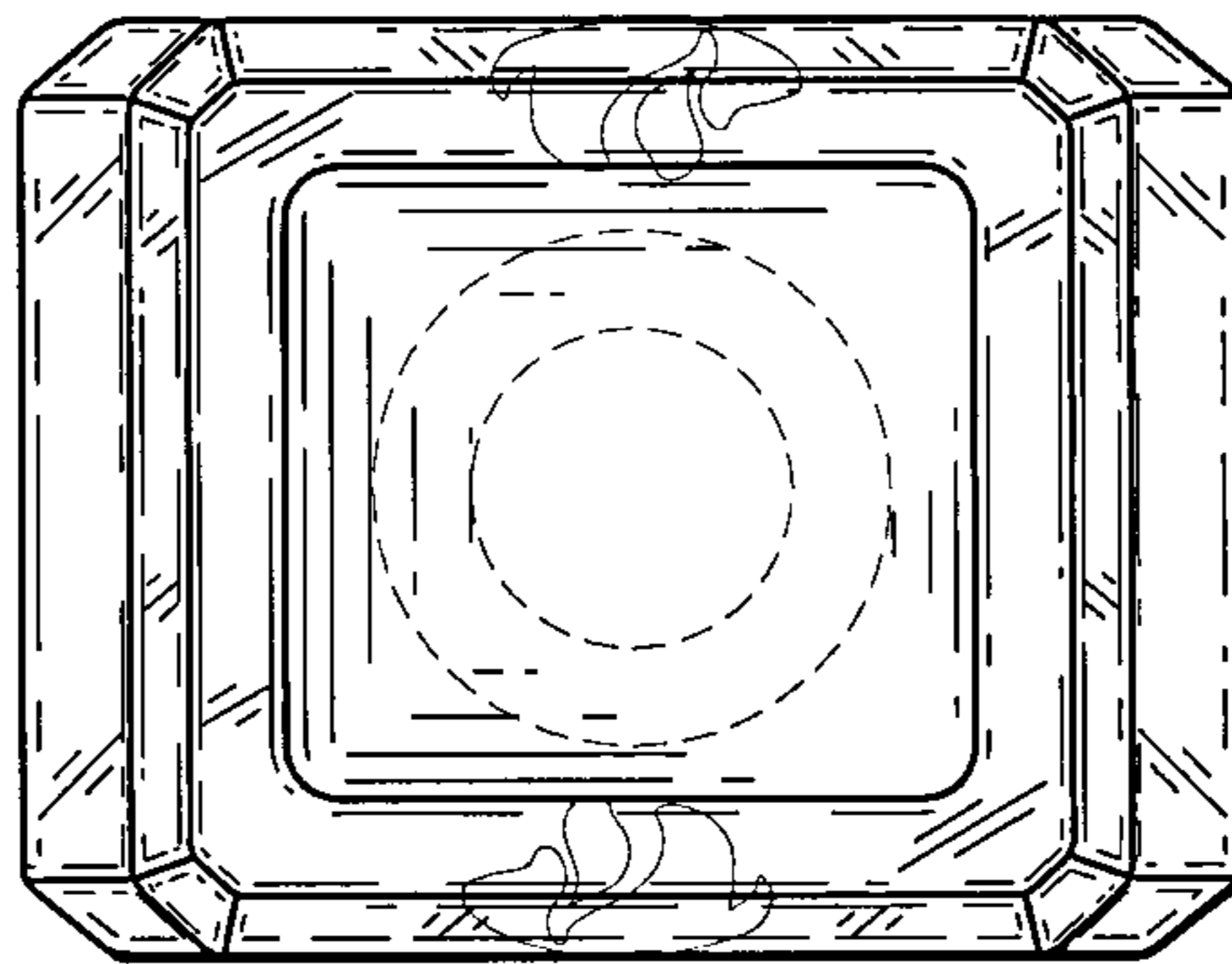


Fig. 6




Fig. 7