

US00D694071S

(12) **United States Design Patent**  
**Williams**

(10) **Patent No.:** **US D694,071 S**  
(45) **Date of Patent:** **\*\* Nov. 26, 2013**

(54) **KNIFE**

(75) Inventor: **Ruth Natasha Williams**, Fife (GB)

(73) Assignee: **Robert Welch Designs, Ltd.**, Chipping  
Campden, Gloucestershire (GB)

(\*\*) Term: **14 Years**

(21) Appl. No.: **29/423,449**

(22) Filed: **May 31, 2012**

(30) **Foreign Application Priority Data**

Dec. 5, 2011 (EM) ..... 001304919-0019

(51) **LOC (9) Cl.** ..... **07-03**

(52) **U.S. Cl.**  
USPC ..... **D7/649**; D7/401.2; D7/645

(58) **Field of Classification Search**  
USPC ..... D7/368, 393-395, 401.2, 642-646,  
D7/649-654, 660-664, 669, 675-676, 683,  
D7/688-692, 695-696; D8/25, 83, 98-99,  
D8/107, 303; 30/115, 137, 141-143,  
30/147-150, 322-327, 329, 335, 340,  
30/342-348, 355; 416/70 R

See application file for complete search history.

(56) **References Cited**

U.S. PATENT DOCUMENTS

D440,831 S *	4/2001	Welch et al. ....	D7/645
D455,936 S *	4/2002	Welch .....	D7/645
D491,025 S *	6/2004	Welch .....	D7/649
D492,549 S *	7/2004	Welch .....	D7/645
D575,116 S *	8/2008	Williams .....	D7/642
D592,465 S *	5/2009	Coppo .....	D7/649
D597,384 S *	8/2009	Williams .....	D7/645
D619,857 S *	7/2010	Williams .....	D7/645
D629,659 S *	12/2010	Williams .....	D7/645
D659,485 S *	5/2012	Williams .....	D7/645
D659,486 S *	5/2012	Williams .....	D7/645
D672,619 S *	12/2012	deBretton Gordon .....	D7/645
D675,885 S *	2/2013	Williams .....	D7/645

\* cited by examiner

*Primary Examiner* — Ricky Pham

(74) *Attorney, Agent, or Firm* — MacMillan, Sobanski & Todd, LLC

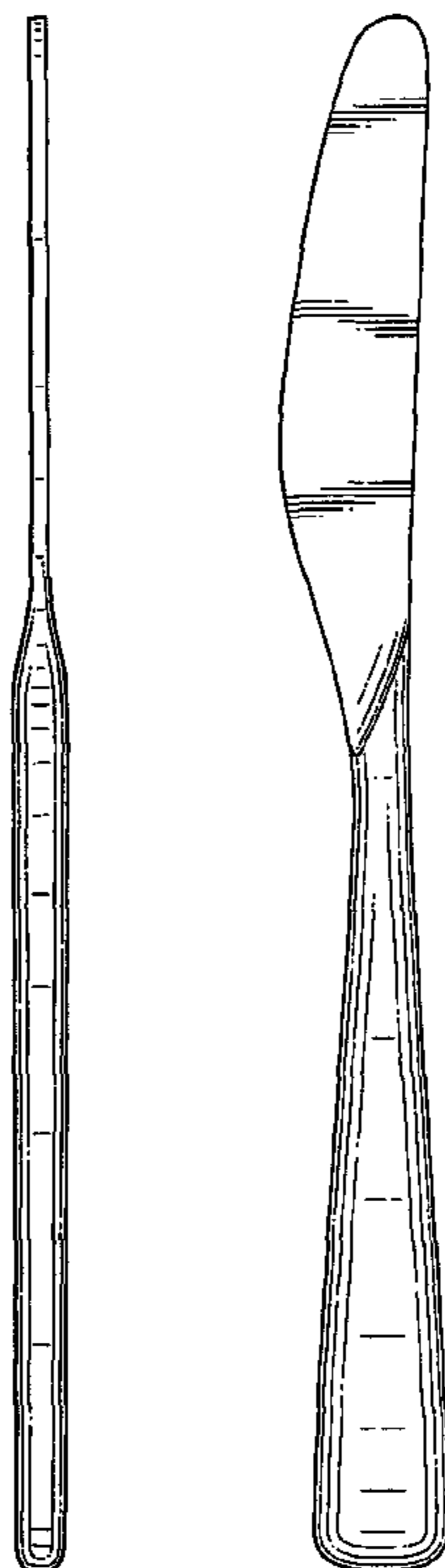
(57) **CLAIM**

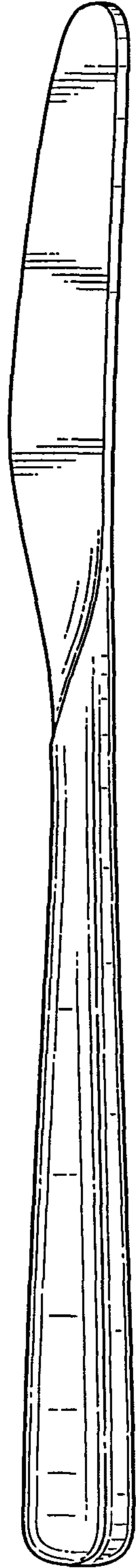
The ornamental design for a knife, as shown and described.

**DESCRIPTION**

FIG. 1 is a perspective view as seen from the upper left of a knife showing my new design;  
FIG. 2 is a bottom view thereof;  
FIG. 3 is a top view thereof;  
FIG. 4 is a left side view thereof, the right side view being a mirror image thereof;  
FIG. 5 is an end view thereof as seen from the blade end; and,  
FIG. 6 is an end view thereof as seen from the handle end.

**1 Claim, 3 Drawing Sheets**





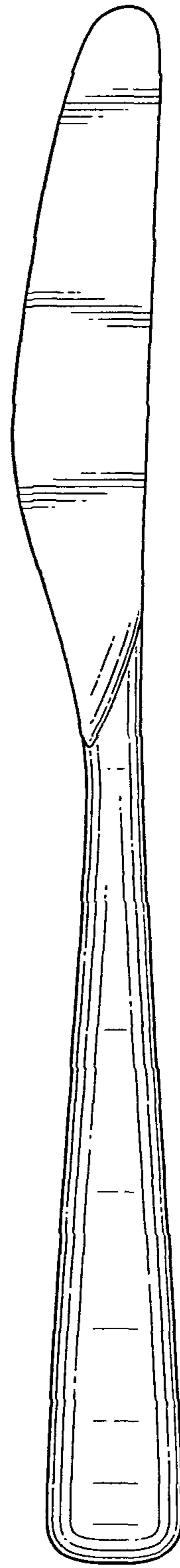
**FIG. 1**



**FIG. 2**



**FIG. 3**



**FIG. 4**

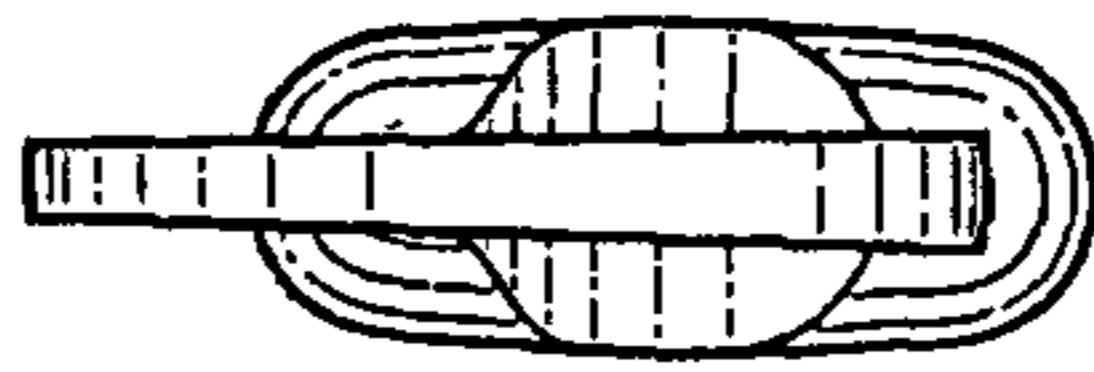


FIG. 5

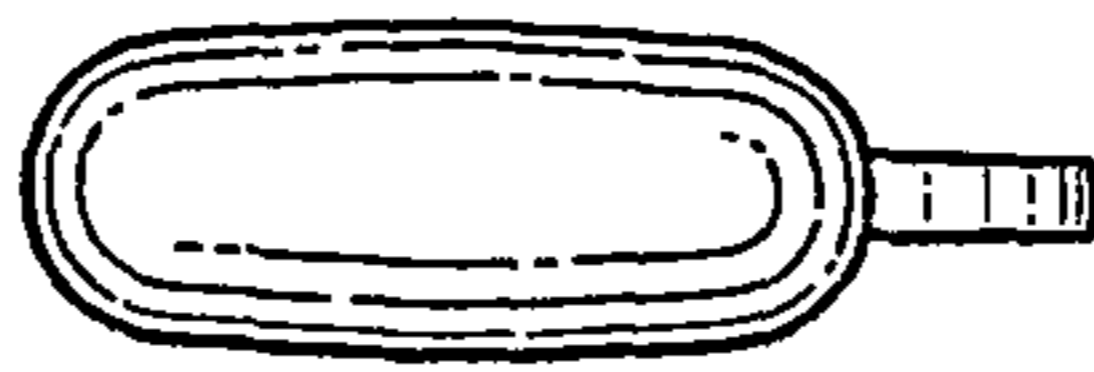


FIG. 6