

US00D694053S

(12) **United States Design Patent**
Copeland

(10) **Patent No.:** **US D694,053 S**

(45) **Date of Patent:** **** Nov. 26, 2013**

(54) **FURNITURE BASE**

(75) **Inventor:** **Stephan Copeland**, Merion Station, PA (US)

(73) **Assignee:** **Steelcase Inc.**, Grand Rapids, MI (US)

(**) **Term:** **14 Years**

(21) **Appl. No.:** **29/419,464**

(22) **Filed:** **Apr. 27, 2012**

(51) **LOC (9) Cl.** **06-06**

(52) **U.S. Cl.**
USPC **D6/708**

(58) **Field of Classification Search**
USPC D6/406.1, 656, 656.13, 656.15, 691, D6/691.3, 691.4, 692.3, 696.1; 108/150, 108/50.01, 50.02, 153.1, 156, 161, 144.11, 108/146, 147.15, 147.19; 248/188, 188.1, 248/188.7

See application file for complete search history.

(56) **References Cited**

U.S. PATENT DOCUMENTS

1,394,526 A	10/1921	Amsden	
2,150,397 A	3/1939	Owen	
D122,925 S	10/1940	Holden et al.	
2,299,909 A	10/1942	Linderme	
2,604,884 A	7/1952	Brooks	
3,026,079 A *	3/1962	Stack	248/122.1
3,142,514 A *	7/1964	Ginat	297/451.3
3,217,672 A	11/1965	Haughey	
3,358,620 A	12/1967	Paolo	
3,853,297 A	12/1974	Drolet	
D236,045 S	7/1975	Petric	
D236,775 S	9/1975	Cowley	
3,903,812 A	9/1975	Cowley	
3,908,561 A	9/1975	Cowley	
D246,880 S	1/1978	Miola	
4,248,161 A	2/1981	Adair et al.	
D289,588 S	5/1987	Winzeler, III	

D296,851 S	7/1988	Kelley
D314,878 S	2/1991	Hart
RE33,645 E	7/1991	Coote
D341,507 S	11/1993	Harvey et al.
D353,287 S	12/1994	Hemberger
5,460,392 A	10/1995	Hansen
5,465,671 A	11/1995	Genest
D417,980 S	12/1999	Fraquelli et al.
D441,224 S	5/2001	Scheper et al.
6,327,982 B1	12/2001	Jackson
6,578,500 B2	6/2003	Malizia
6,688,634 B2	2/2004	Noffsinger
6,694,891 B1	2/2004	Lai
6,817,303 B2	11/2004	Gosselin
D515,850 S	2/2006	Duke
D531,839 S	11/2006	Lade

(Continued)

FOREIGN PATENT DOCUMENTS

GB 746455 3/1956

Primary Examiner — Janice Seeger

(74) *Attorney, Agent, or Firm* — Price Heneveld LLP

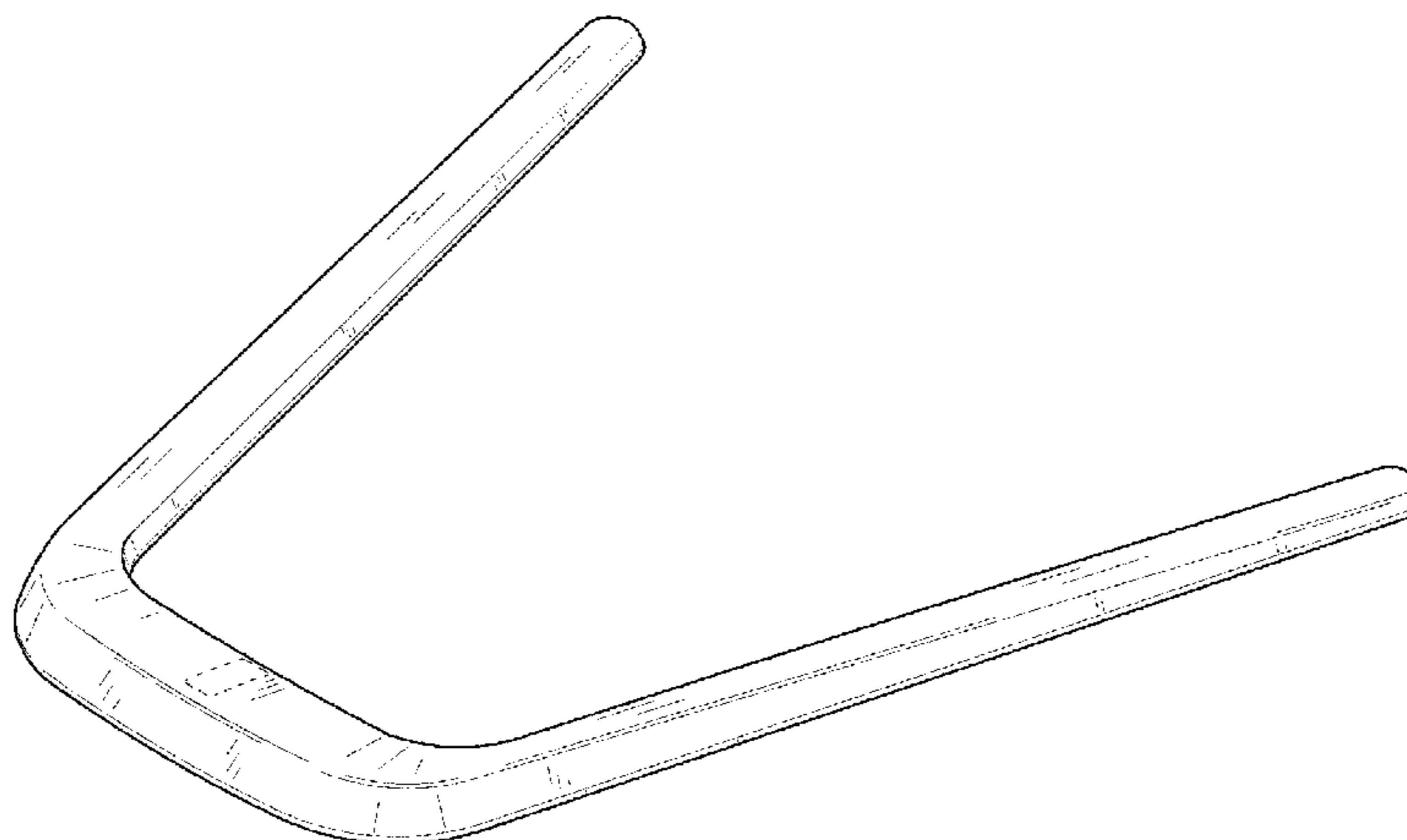
(57) **CLAIM**

I claim the ornamental design for a furniture base, as shown and described.

DESCRIPTION

FIG. 1 is a perspective view of a furniture base embodying the present invention;
FIG. 2 is a front view of the furniture base;
FIG. 3 is a rear view of the furniture base;
FIG. 4 is a first side view of the furniture base with the opposite side view being a mirror image thereof;
FIG. 5 is a top view of the furniture base; and,
FIG. 6 is a bottom view of the furniture base.
The dashed lines and broken lines are for the purpose of illustrating environmental structure and form no part of the claimed design.

1 Claim, 3 Drawing Sheets



(56)

References Cited

U.S. PATENT DOCUMENTS

D548,496 S 8/2007 Samtani
7,341,006 B2 3/2008 Hernandez
D595,070 S 6/2009 Wacker
7,546,810 B2 6/2009 Hernandez
7,631,604 B2 12/2009 Huang
D611,737 S 3/2010 Miller et al.
D612,169 S 3/2010 Chang
D614,892 S 5/2010 Miller et al.

D615,324 S 5/2010 Yamamoto
D620,276 S 7/2010 Miller
7,823,518 B2 11/2010 Phillips
D640,486 S 6/2011 Saelid
8,100,061 B2 * 1/2012 Hookway et al. 108/50.01
D655,111 S 3/2012 Kincaid et al.
D671,771 S * 12/2012 Heyvaerts D6/691.4
2007/0234934 A1 10/2007 Branch et al.
2007/0289506 A1 12/2007 Branch et al.
2009/0241805 A1 10/2009 Hernandez
2009/0307843 A1 * 12/2009 Hookway et al. 5/425

* cited by examiner

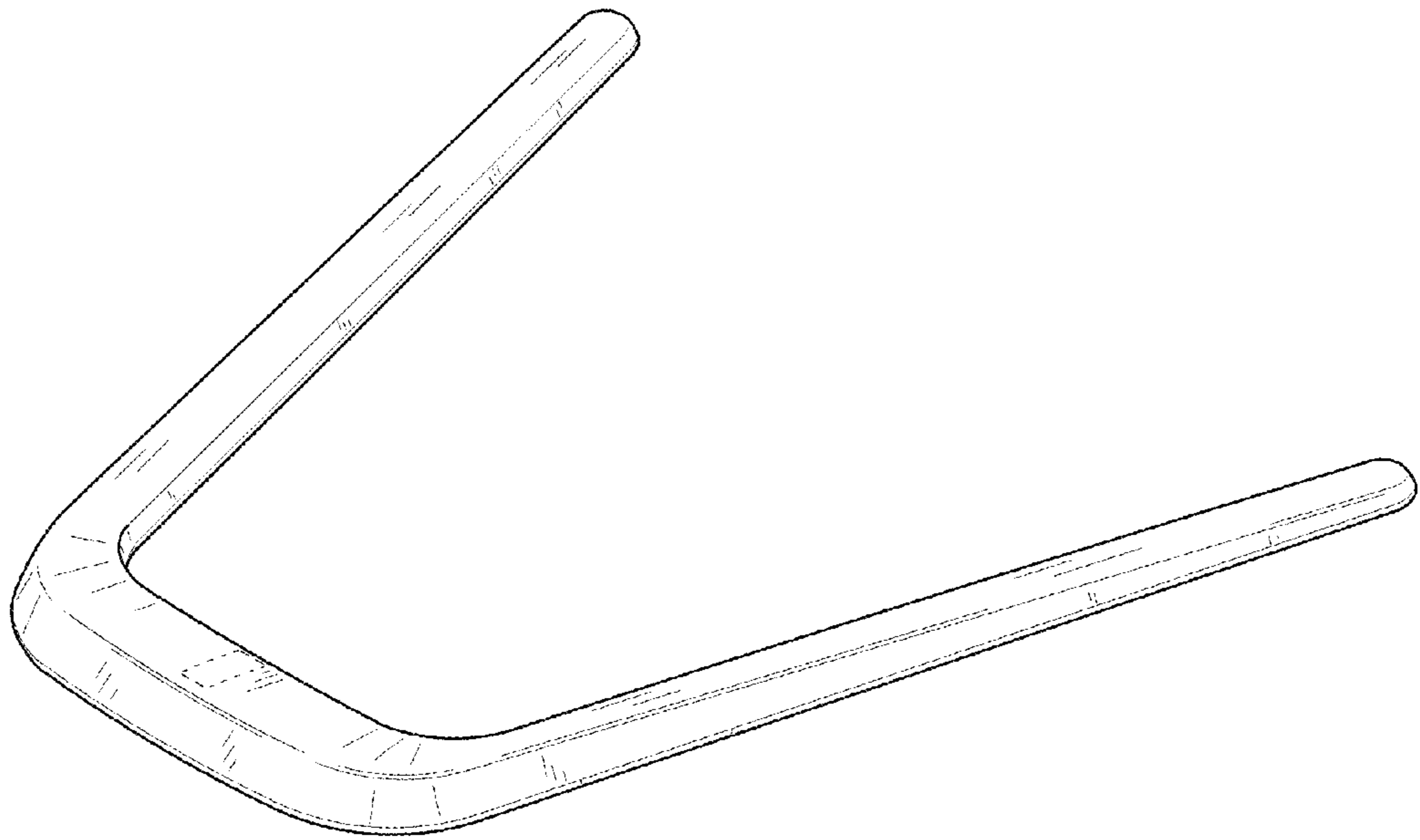


FIG. 1



FIG. 2

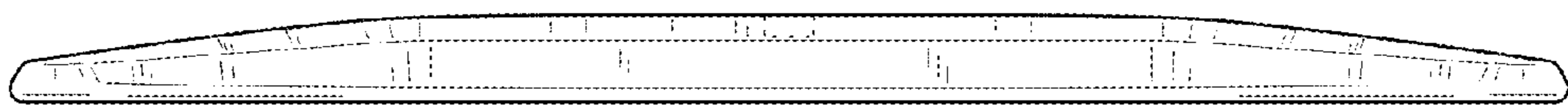


FIG. 3




FIG. 4

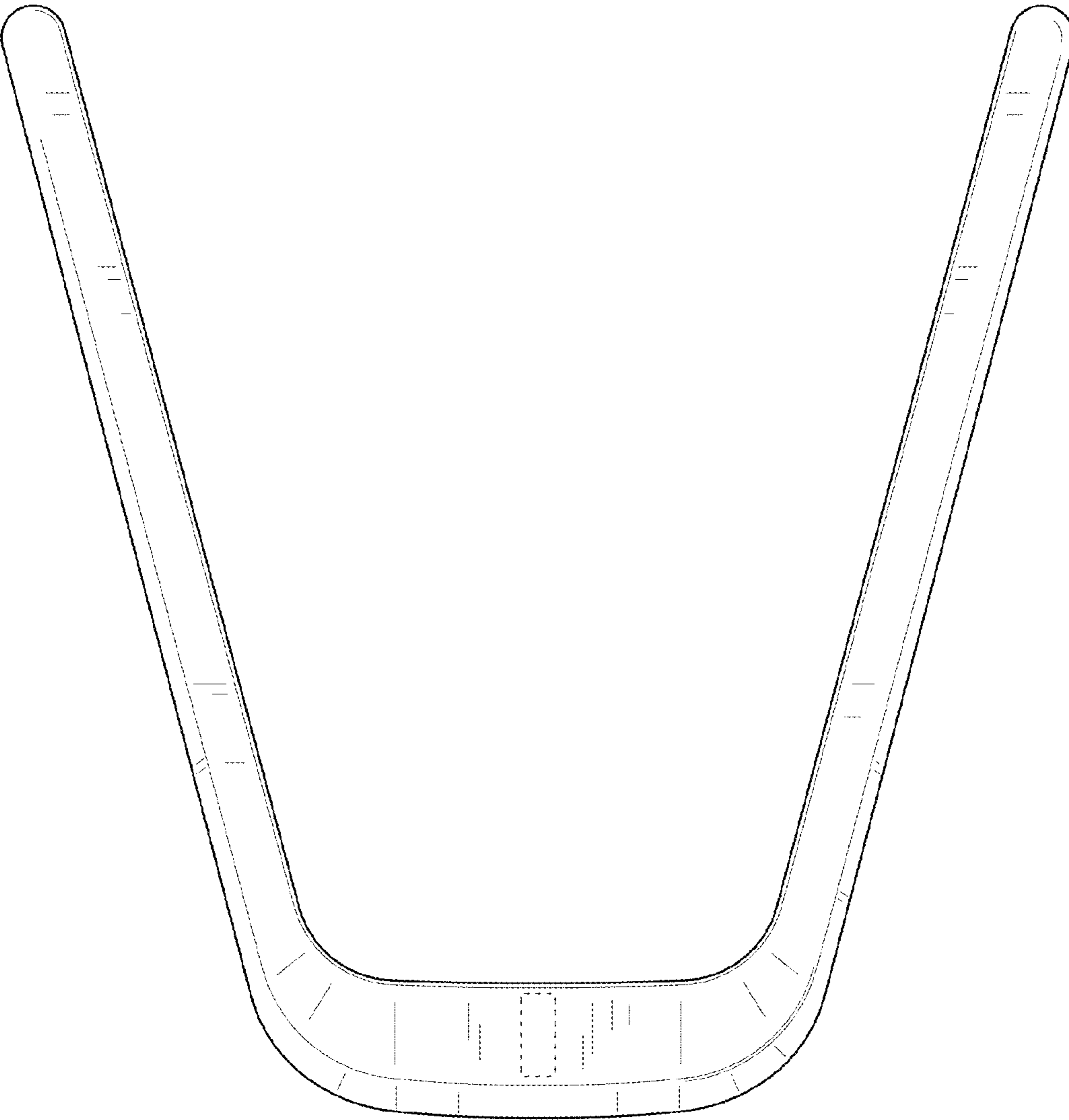


FIG. 5

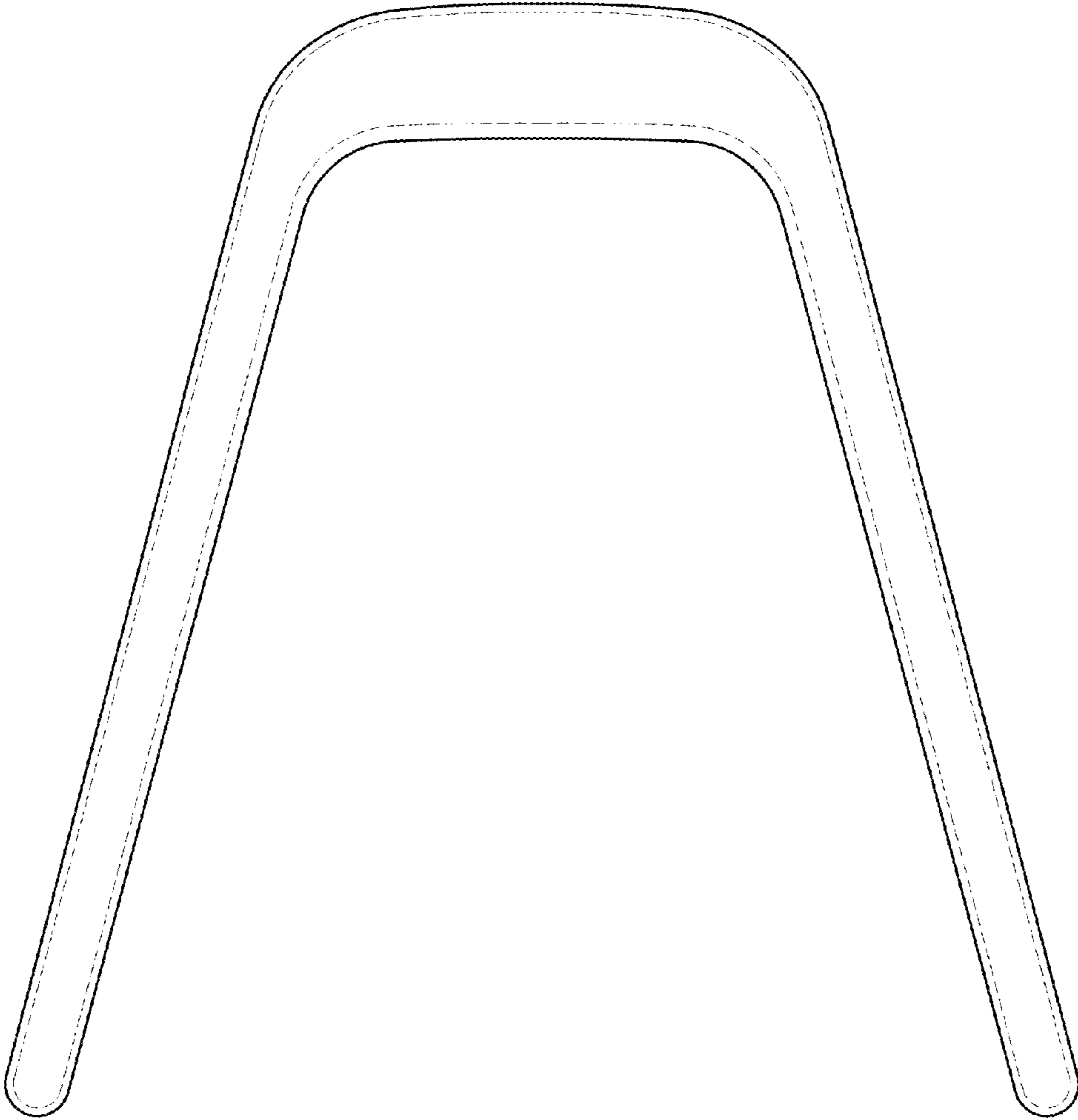


FIG. 6