



US00D694038S

(12) **United States Design Patent**  
**Besen et al.**

(10) **Patent No.:** **US D694,038 S**

(45) **Date of Patent:** **\*\* Nov. 26, 2013**

(54) **RAZOR HOLDER**

(71) Applicants: **Richard Besen**, New York, NY (US);  
**Michael Delevante**, Verona, NJ (US)

(72) Inventors: **Richard Besen**, New York, NY (US);  
**Michael Delevante**, Verona, NJ (US)

(73) Assignee: **Helen of Troy Limited**, St. Michael  
(BB)

(\*\*) Term: **14 Years**

(21) Appl. No.: **29/450,745**

(22) Filed: **Mar. 21, 2013**

(51) **LOC (9) Cl.** ..... **23-02**

(52) **U.S. Cl.**  
USPC ..... **D6/534**

(58) **Field of Classification Search**  
USPC ..... D6/526, 524, 540, 534, 528; 211/13.1,  
211/70.6, 87.01, 89.01, 66, 86.01; 248/200,  
248/205.5, 309.1, 314, 127, 176.1; D9/749;  
206/208, 209, 228, 361, 362, 362.1,  
206/362.2, 362.3

See application file for complete search history.

(56) **References Cited**

U.S. PATENT DOCUMENTS

D206,156 S *	11/1966	Schinker .....	D6/526
D366,171 S *	1/1996	Green .....	D6/534
D433,263 S *	11/2000	Viner .....	D6/534
D623,455 S *	9/2010	Buss et al. ....	D6/526

\* cited by examiner

*Primary Examiner* — Brian N Vinson

(57) **CLAIM**

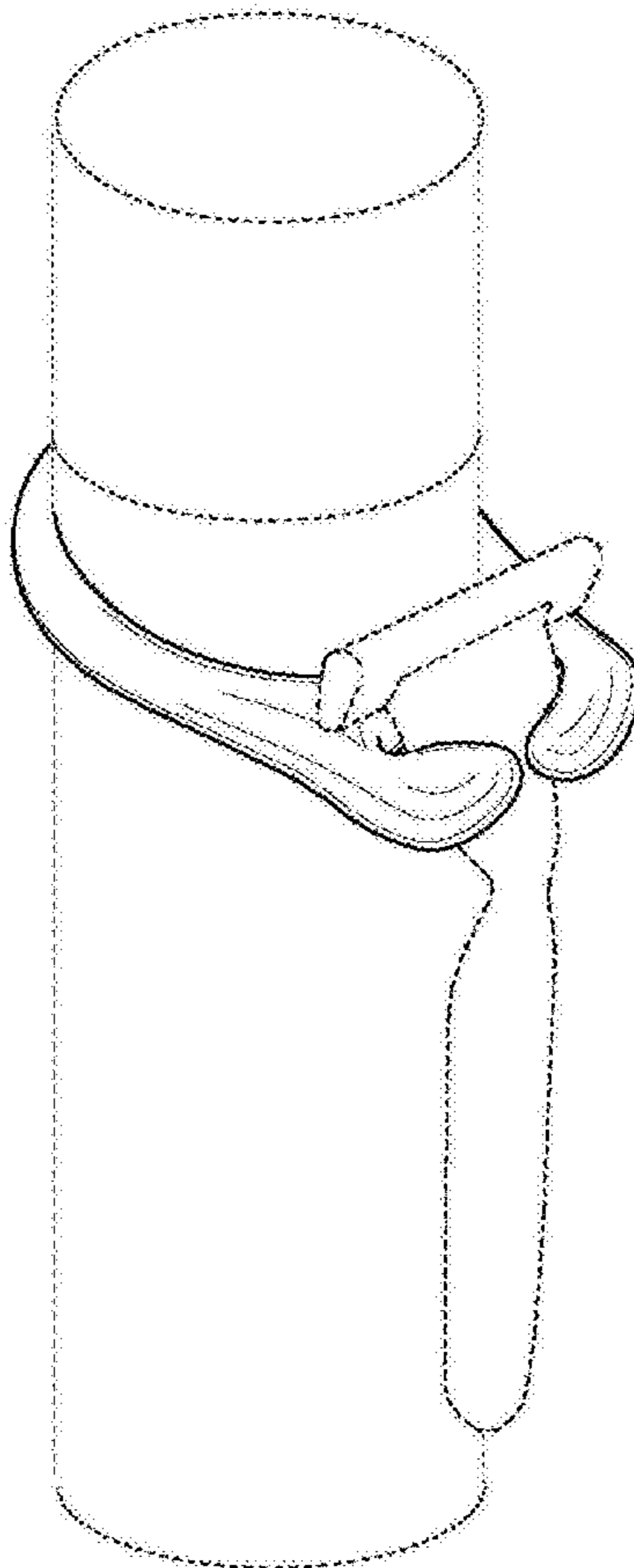
The ornamental design for a razor holder, as shown and described.

**DESCRIPTION**

FIG. 1 is a top view of the razor holder;  
FIG. 2 is a side view of the razor holder;  
FIG. 3 is a rear view of the razor holder;  
FIG. 4 is a front view of the razor holder;  
FIG. 5 is a perspective view of the razor holder; and,  
FIG. 6 is a perspective view of the razor holder in a use environment.

The broken lines are for illustrative purposes only and form no part of the claimed design.

**1 Claim, 6 Drawing Sheets**



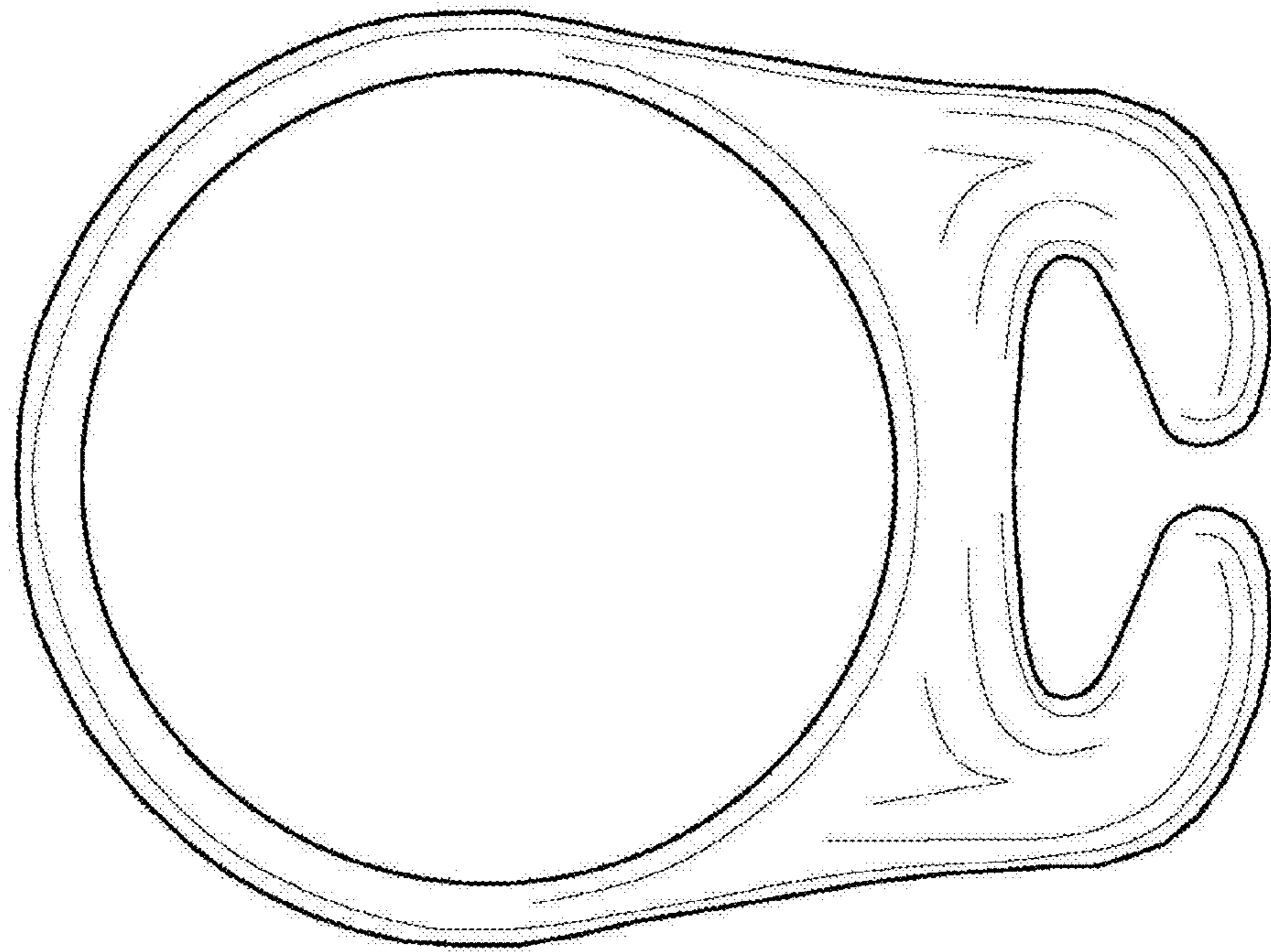


Figure 1

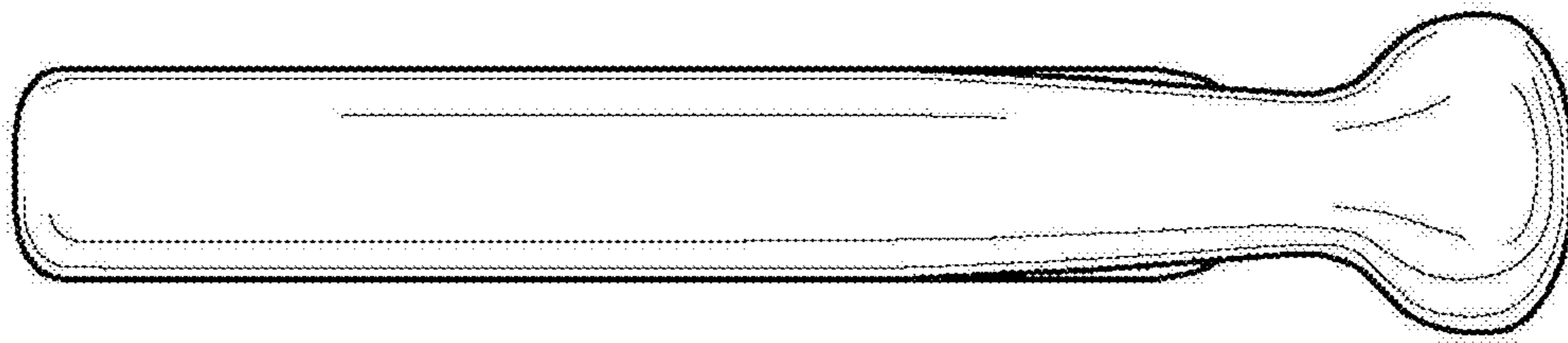


Figure 2




Figure 3

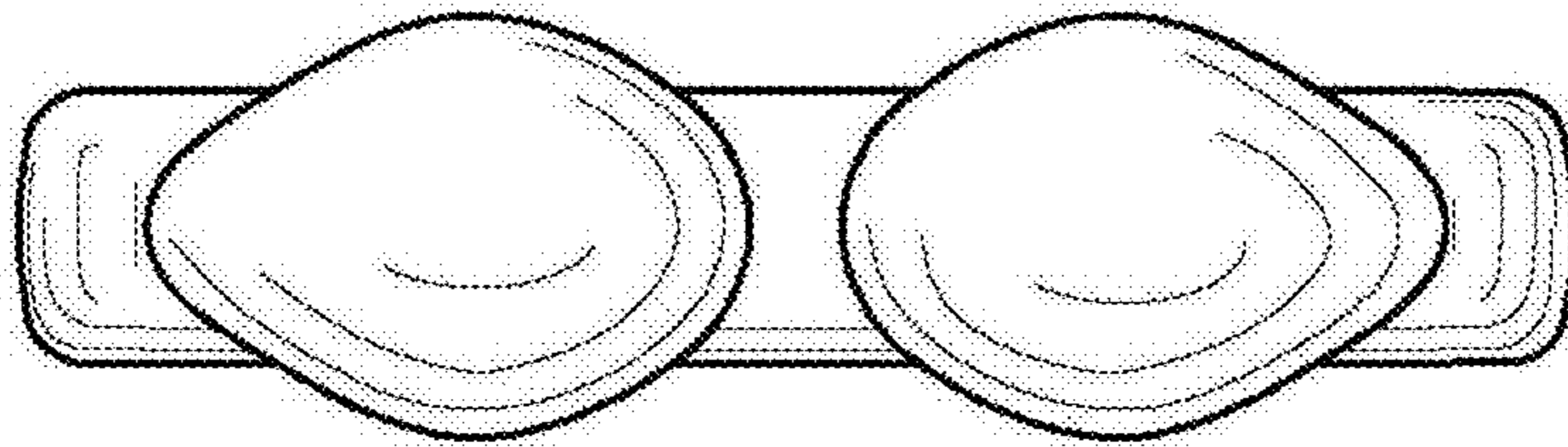


Figure 4

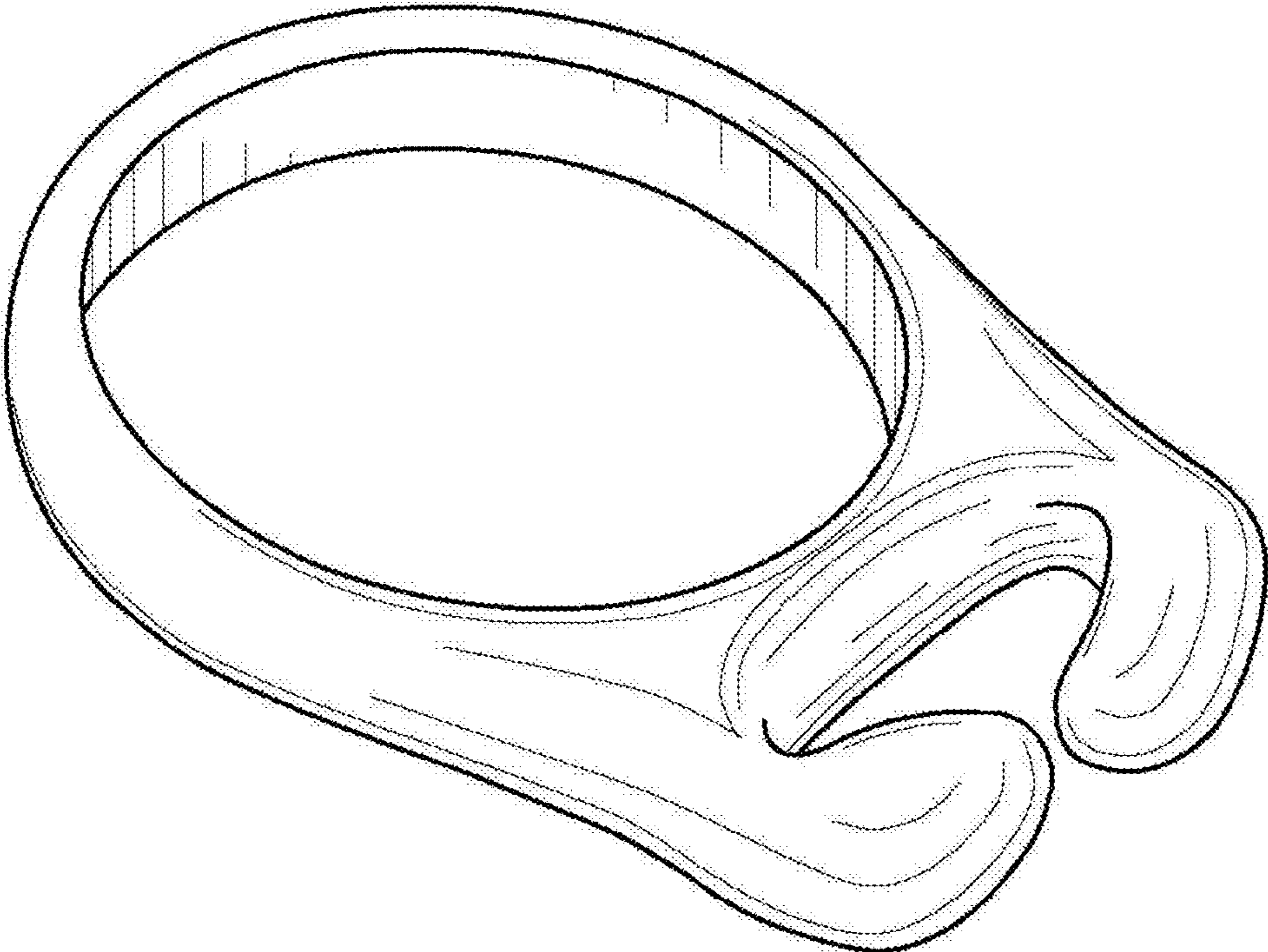


Figure 5

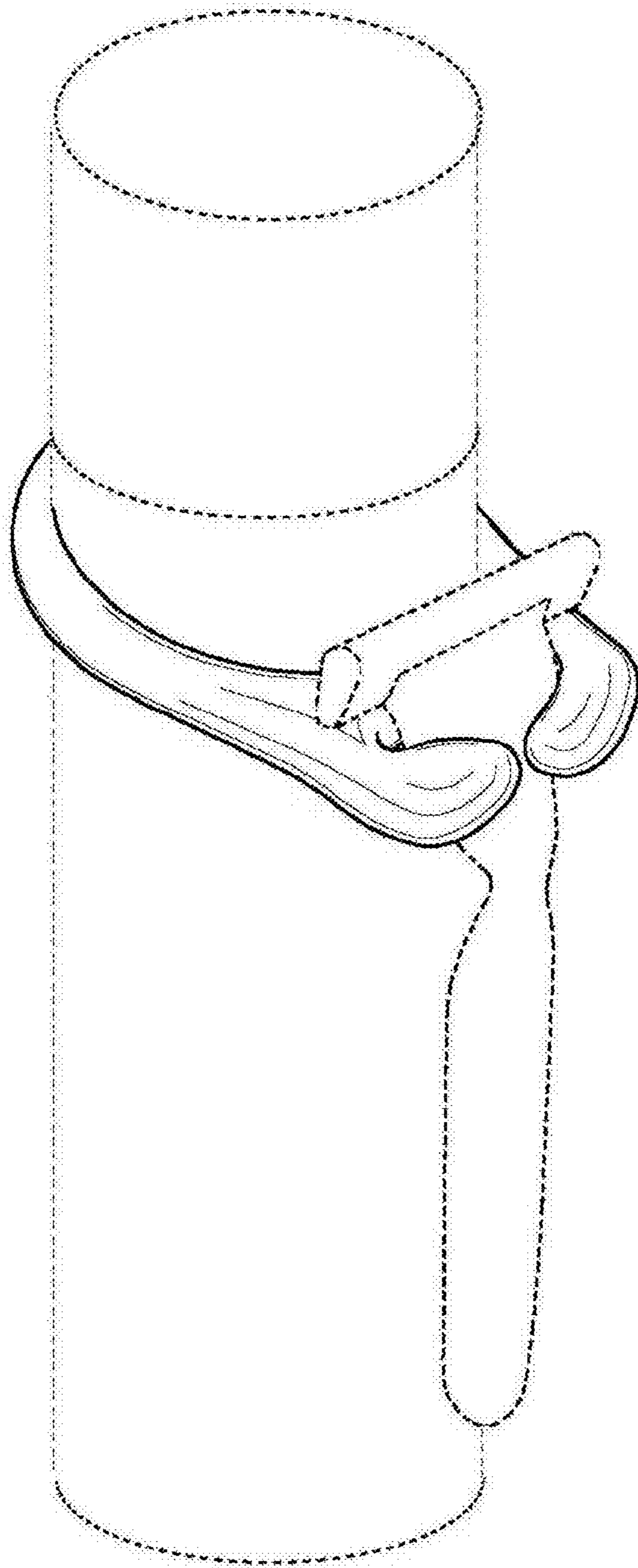


Figure 6