



US00D694036S

(12) **United States Design Patent**
Woodard

(10) **Patent No.:** **US D694,036 S**

(45) **Date of Patent:** **** Nov. 26, 2013**

(54) **LAP DESK WITH STUFFED DOG ATTACHED**

(71) Applicant: **Rudy Woodard**, Boston, MA (US)

(72) Inventor: **Rudy Woodard**, Boston, MA (US)

(73) Assignee: **Ontrend Products, LLC**, Burlington, MA (US)

(**) Term: **14 Years**

(21) Appl. No.: **29/454,825**

(22) Filed: **May 14, 2013**

(51) **LOC (9) Cl.** **06-06**

(52) **U.S. Cl.**
USPC **D6/406.3**

(58) **Field of Classification Search**
USPC D6/406.1-406.6, 419-420, 429-430;
D12/426.1; D14/240-242;
D7/554.3-554.4, 552.2-552.5; 108/25,
108/42-43, 150; 220/575, 679, 632, 670,
220/574, 17.1; 211/11, 126

See application file for complete search history.

(56) **References Cited**

U.S. PATENT DOCUMENTS

4,537,646	A	*	8/1985	Hoyle	156/212
D313,118	S	*	12/1990	Maddocks	D3/235
D433,580	S	*	11/2000	Jarke et al.	D6/406.5
D455,024	S	*	4/2002	Mimick et al.	D6/406.3
D499,575	S	*	12/2004	Chan	D6/406.3
D517,833	S	*	3/2006	Jennings	D6/406.5

D619,823	S	*	7/2010	Jennings	D6/406.3
D633,728	S	*	3/2011	Fabricatore	D6/406.5
D660,059	S	*	5/2012	Nilsson	D6/511
D666,432	S	*	9/2012	Roizin	D6/406.3
D667,650	S	*	9/2012	Roizin	D6/406.3
D671,763	S	*	12/2012	Woodard	D6/406.3

* cited by examiner

Primary Examiner — Kelley Donnelly

(74) *Attorney, Agent, or Firm* — Lando & Anastasi, LLP

(57) **CLAIM**


The ornamental design for a lap desk with a stuffed dog attached, as shown and described.

DESCRIPTION

FIG. 1 is a top view of the lap desk with a stuffed dog attached, which embodies my design;
FIG. 2 is a bottom view of the lap desk with a stuffed dog attached;
FIG. 3 is a front side view of the lap desk with a stuffed dog attached;
FIG. 4 is a back side view of the lap desk with a stuffed dog attached; and,
FIG. 5 is a side view of the lap desk with a stuffed dog attached.

All broken lines shown in the drawings are for illustrative purposes only and form no part of the claimed design.

1 Claim, 2 Drawing Sheets






FIG. 1

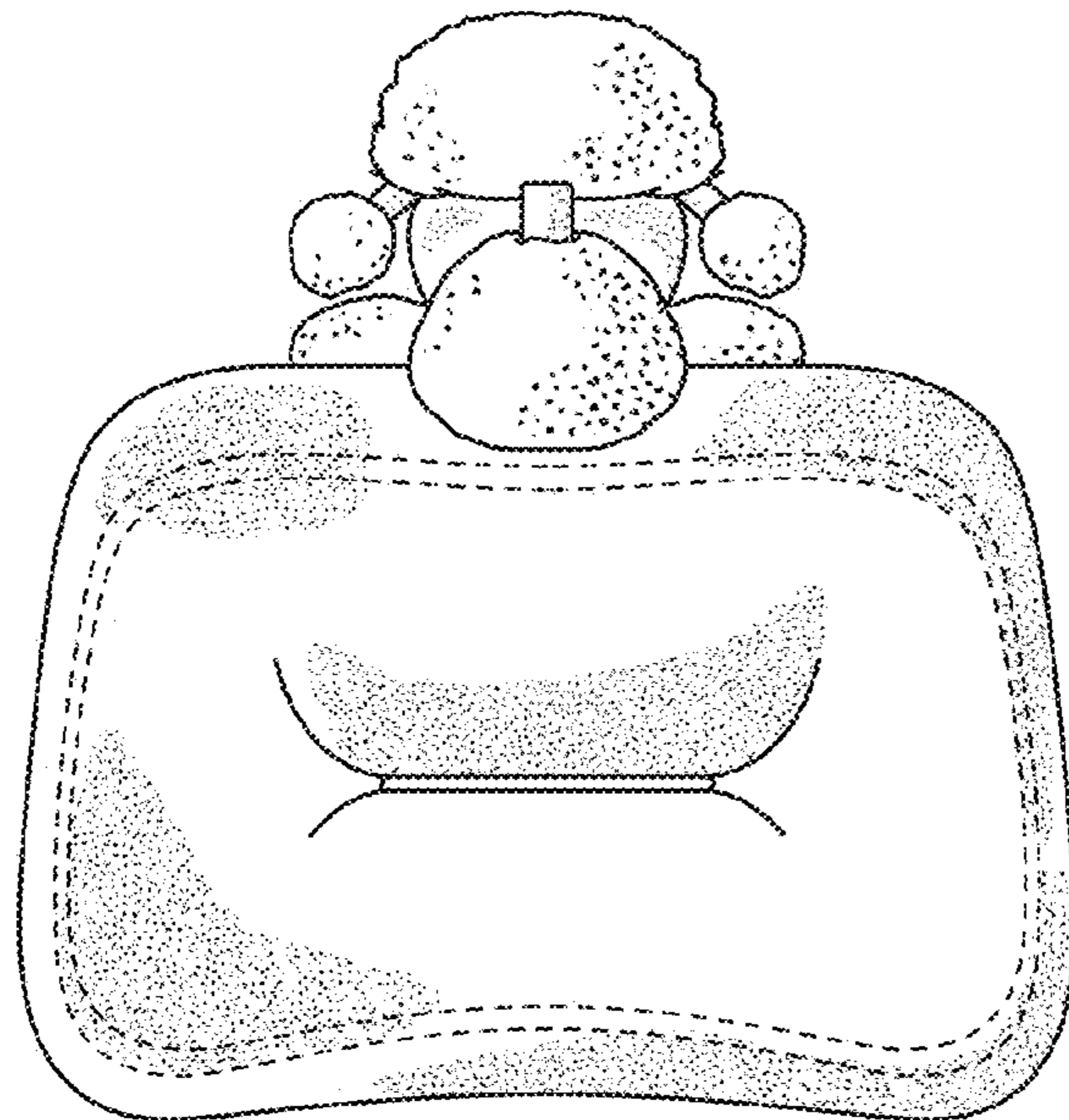


FIG. 2

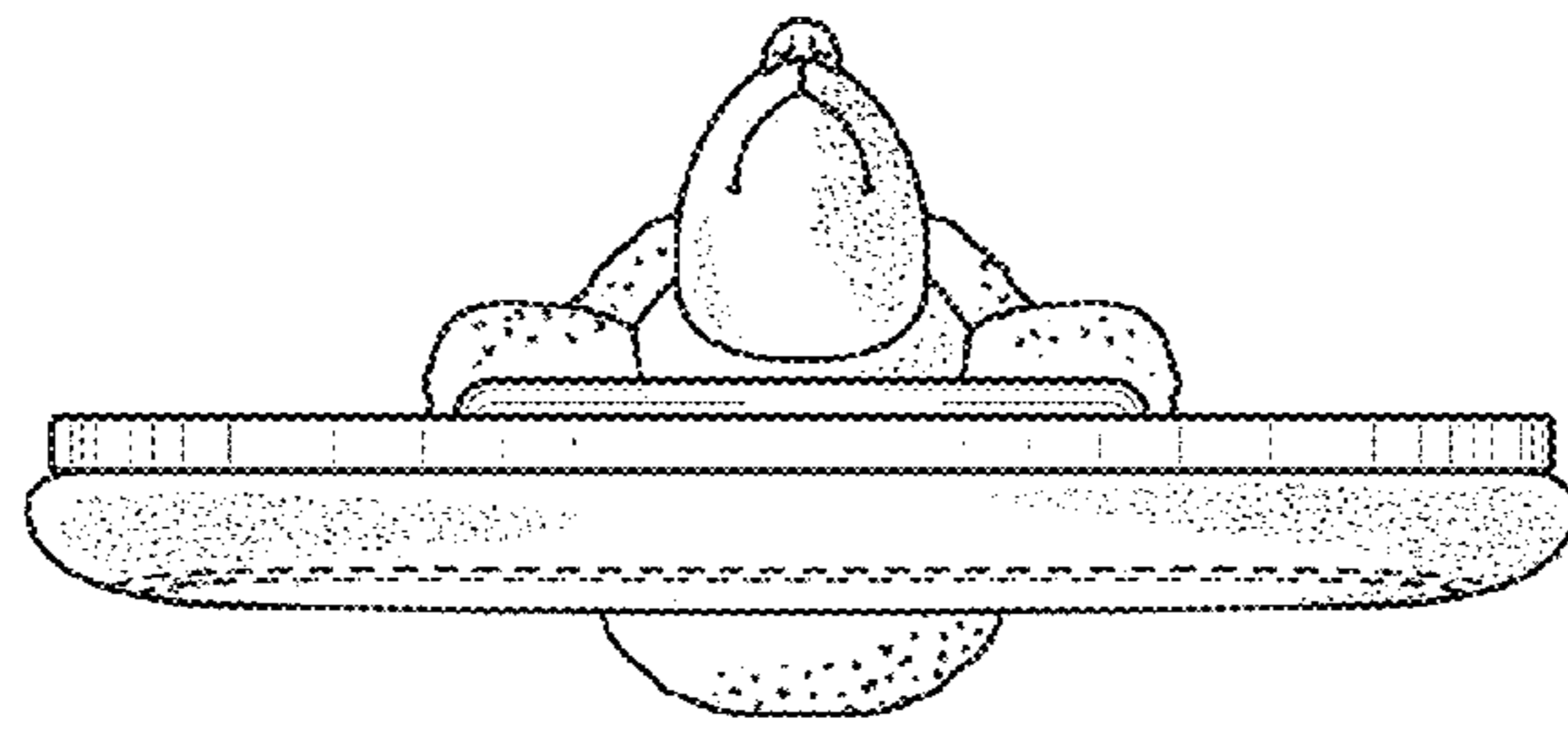


FIG. 3

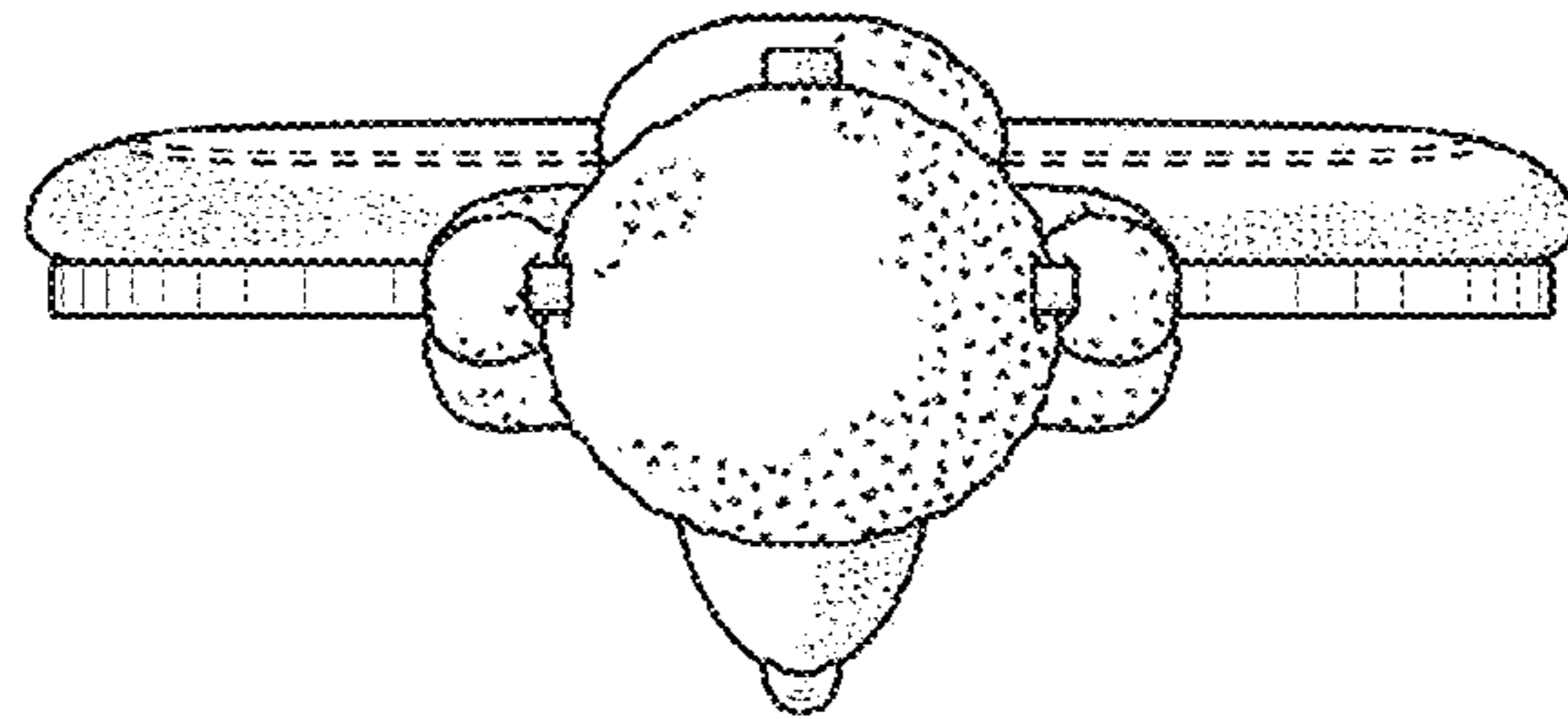


FIG. 4

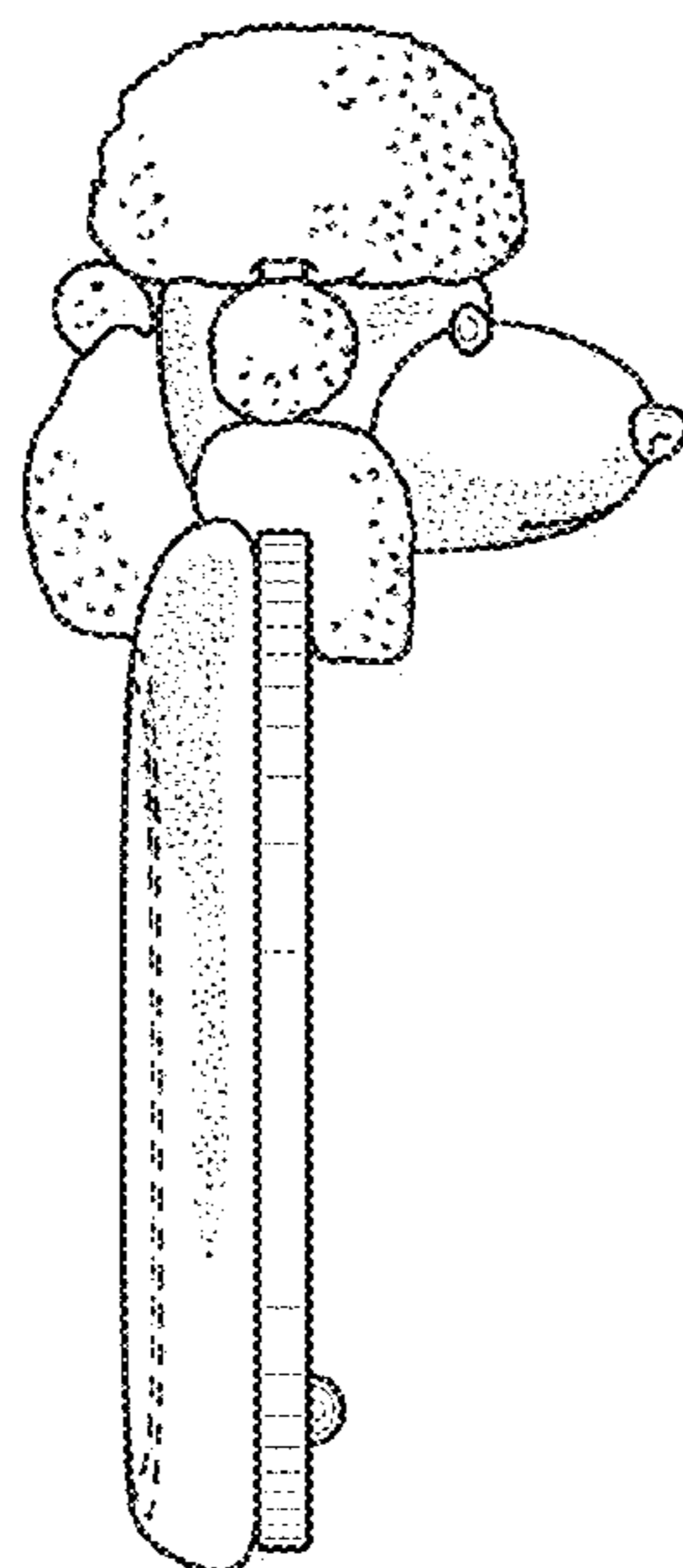


FIG. 5