



US00D694032S

(12) **United States Design Patent**
Starck

(10) **Patent No.:** **US D694,032 S**

(45) **Date of Patent:** **** Nov. 26, 2013**

(54) **BENCH**

(71) Applicant: **Philippe Starck**, Paris (FR)

(72) Inventor: **Philippe Starck**, Paris (FR)

(**) Term: **14 Years**

(21) Appl. No.: **29/441,880**

(22) Filed: **Jan. 10, 2013**

(30) **Foreign Application Priority Data**

Jul. 11, 2012 (WO) DM/079 250

(51) **LOC (9) Cl.** **06-01**

(52) **U.S. Cl.**

USPC **D6/359**

(58) **Field of Classification Search**

USPC D6/334-336, 358, 359, 361, 375, 376,

D6/380, 716, 716.1, 716.2, 716.3, 716.4;

297/181, 423.1, 452.12, 452.14,

297/452.17, 452.19; 5/630

See application file for complete search history.

(56) **References Cited**

U.S. PATENT DOCUMENTS

D227,427	S	*	6/1973	Hutchinson	D6/359
4,027,888	A	*	6/1977	Wilcox	297/452.17
D280,577	S	*	9/1985	Oscar	D6/359
D304,394	S	*	11/1989	Harmer	D6/361
D309,988	S	*	8/1990	Oscar	D6/359
D363,828	S	*	11/1995	Lockwood	D6/375
6,823,545	B1	*	11/2004	Davis	5/630
D530,933	S	*	10/2006	Vitaro	D6/361
D550,974	S	*	9/2007	Thornbury	D6/361

* cited by examiner

Primary Examiner — Mimosa De

(74) *Attorney, Agent, or Firm* — Blue Filament Law PLLC;
Avery N. Goldstein


(57) **CLAIM**

The ornamental design for a bench, as shown and described.

DESCRIPTION

FIG. 1 is an elevated front perspective view of a bench;
FIG. 2 is a bottom view of the bench depicted in FIG. 1;
FIG. 3 is a first side view of the bench depicted in FIG. 1;
FIG. 4 is an opposing side view of the bench depicted in FIG. 1;
FIG. 5 is a back view of the bench depicted in FIG. 1;
FIG. 6 is a front view of the bench depicted in FIG. 1; and,
FIG. 7 is a top view of the bench depicted in FIG. 1.

1 Claim, 4 Drawing Sheets



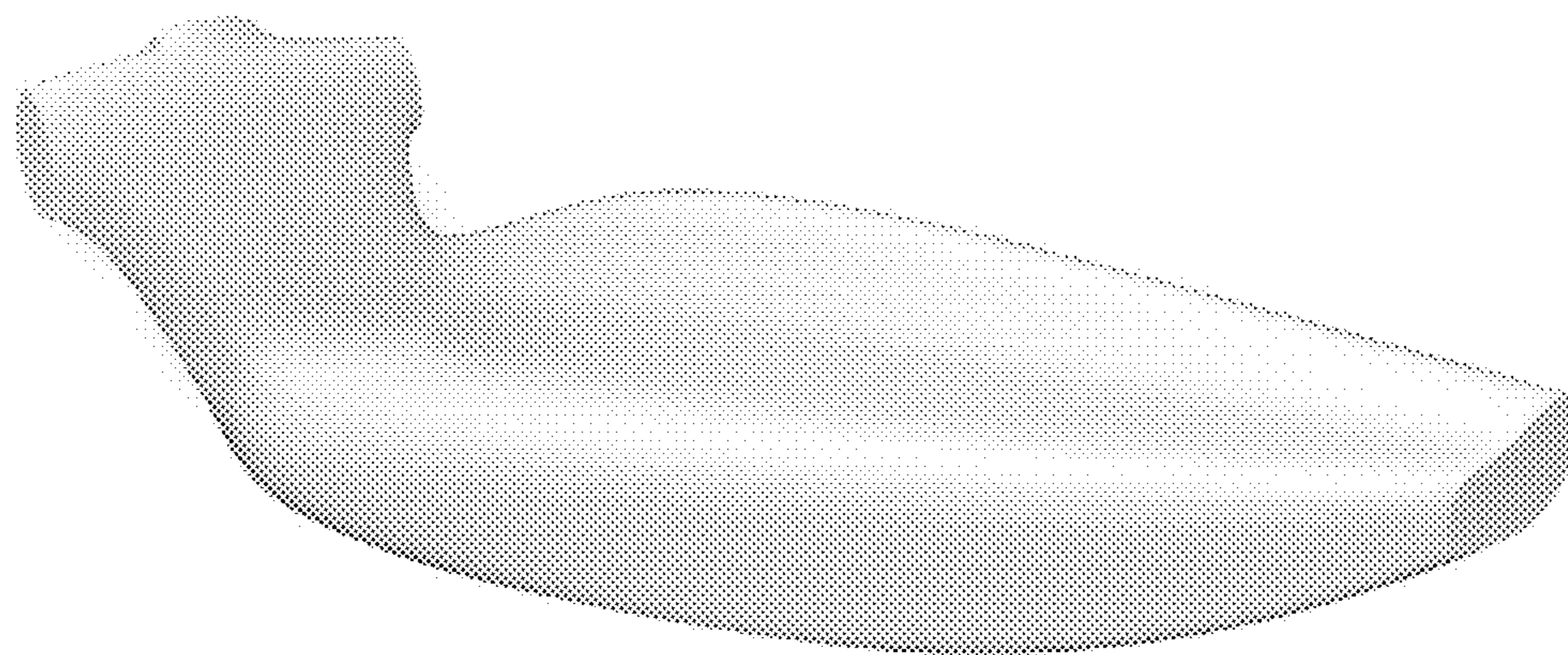


FIG. 1




FIG. 2

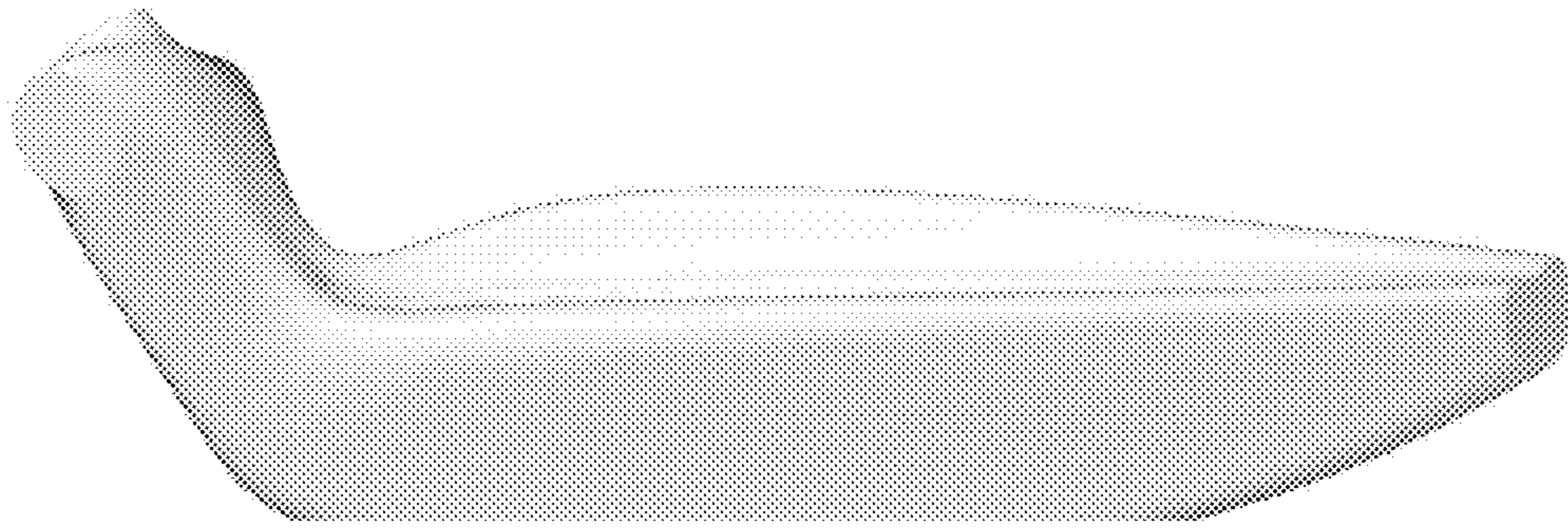


FIG. 3

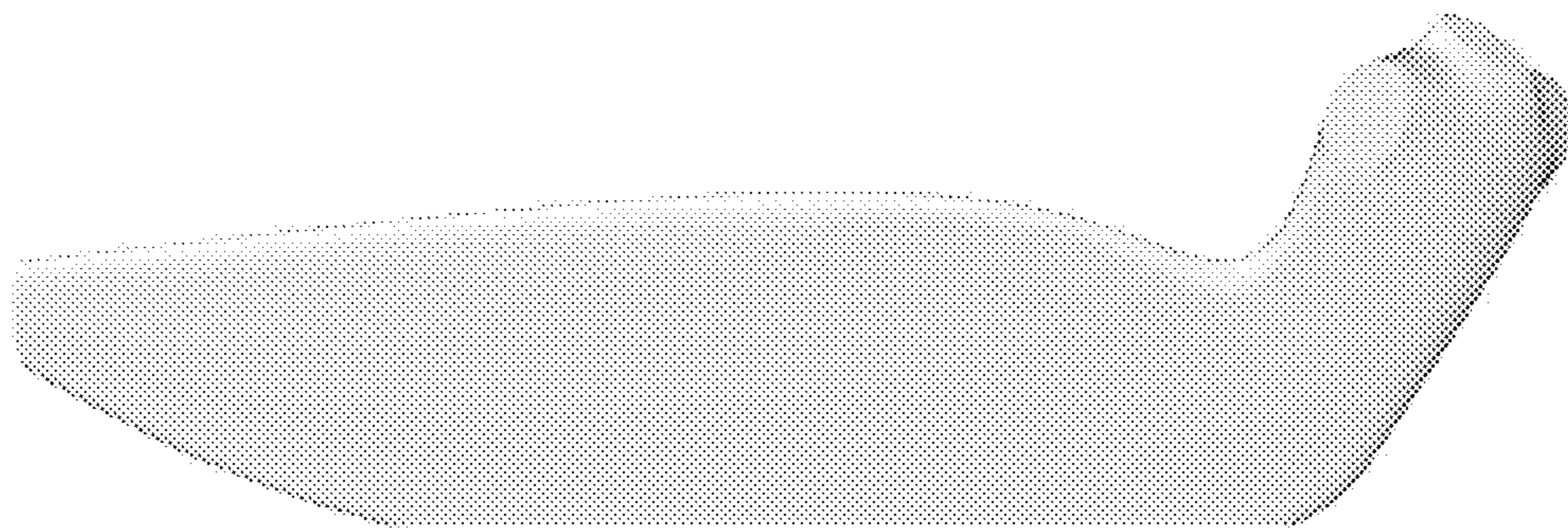


FIG. 4

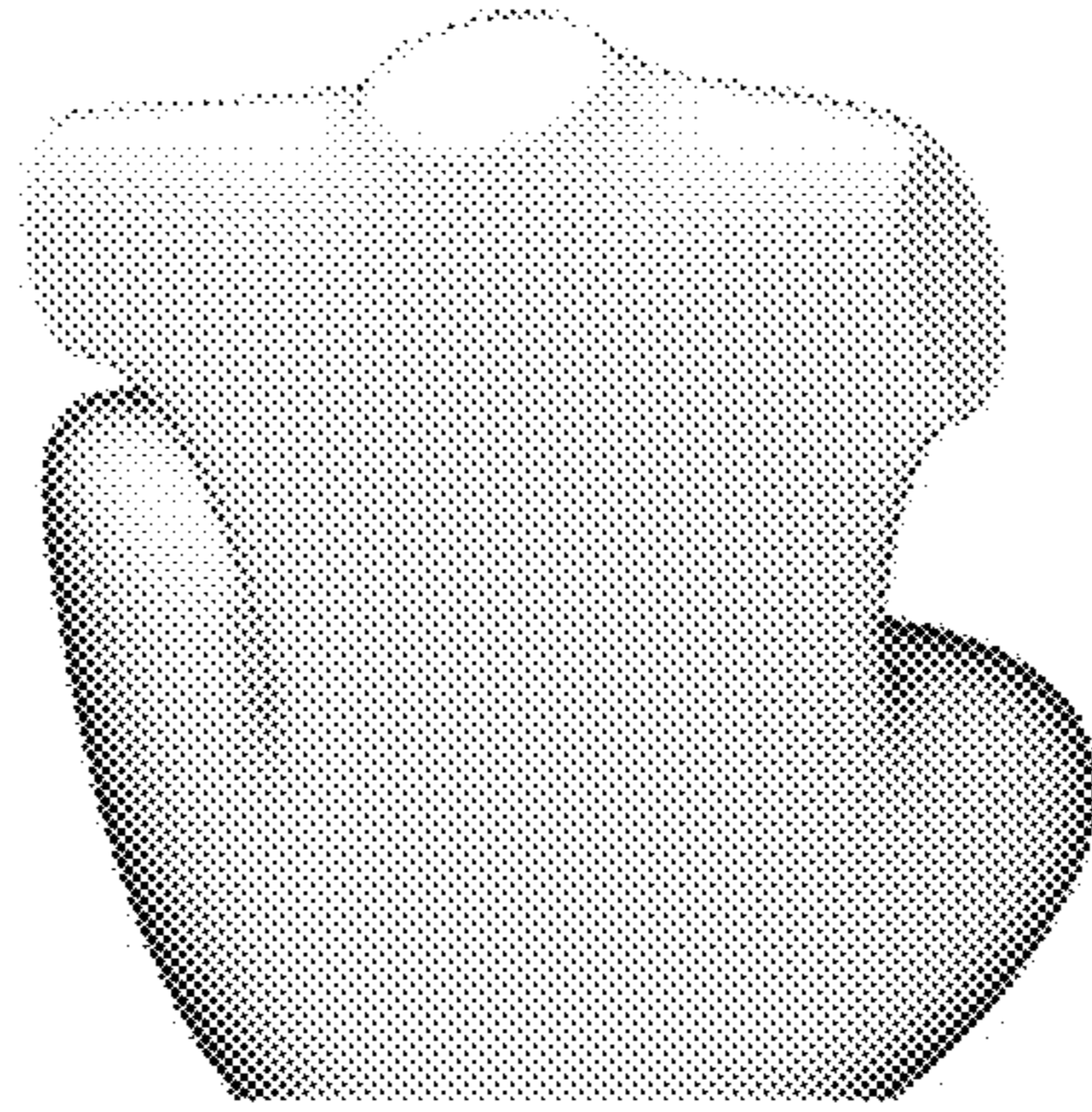


FIG. 5

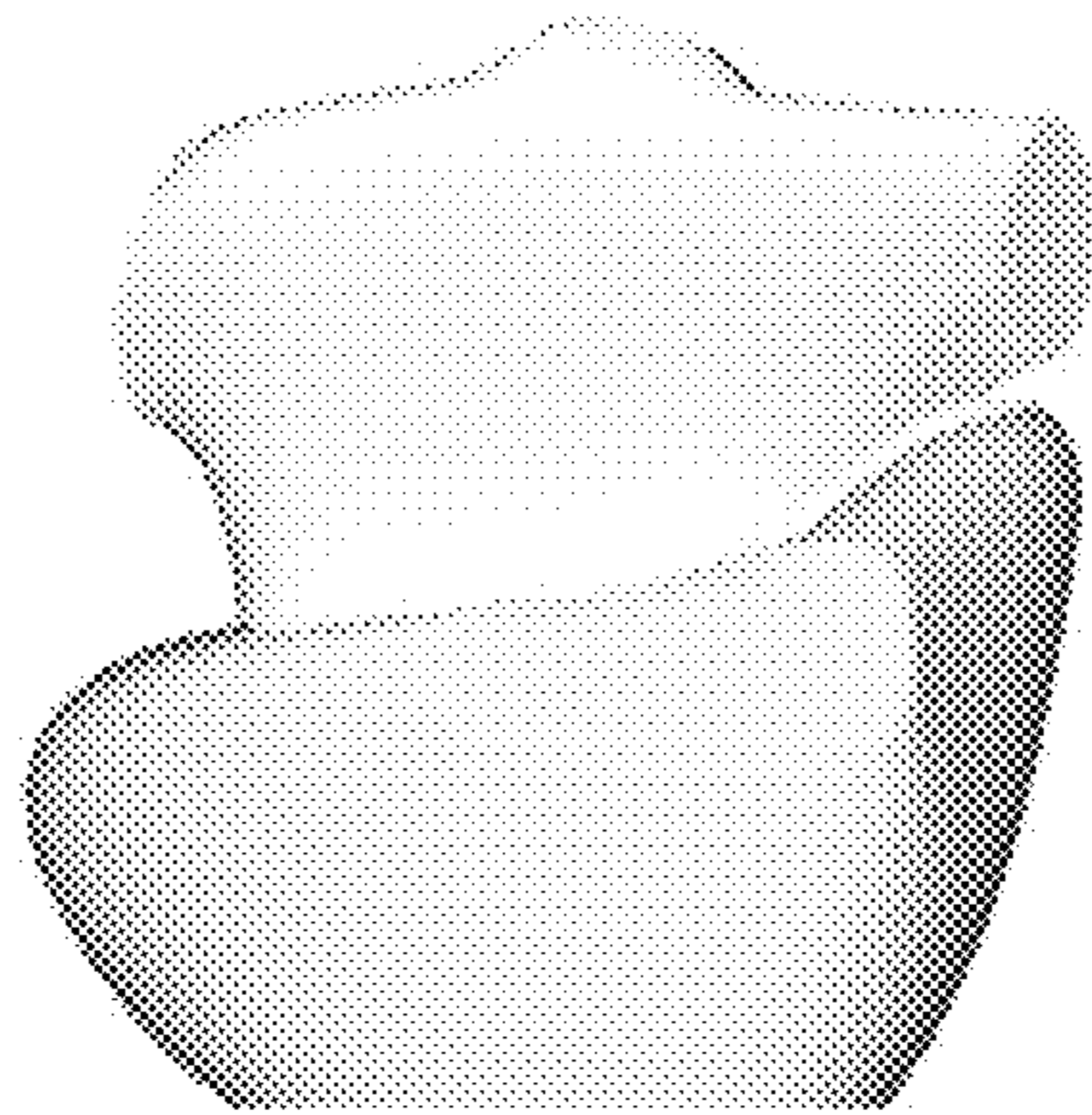


FIG. 6

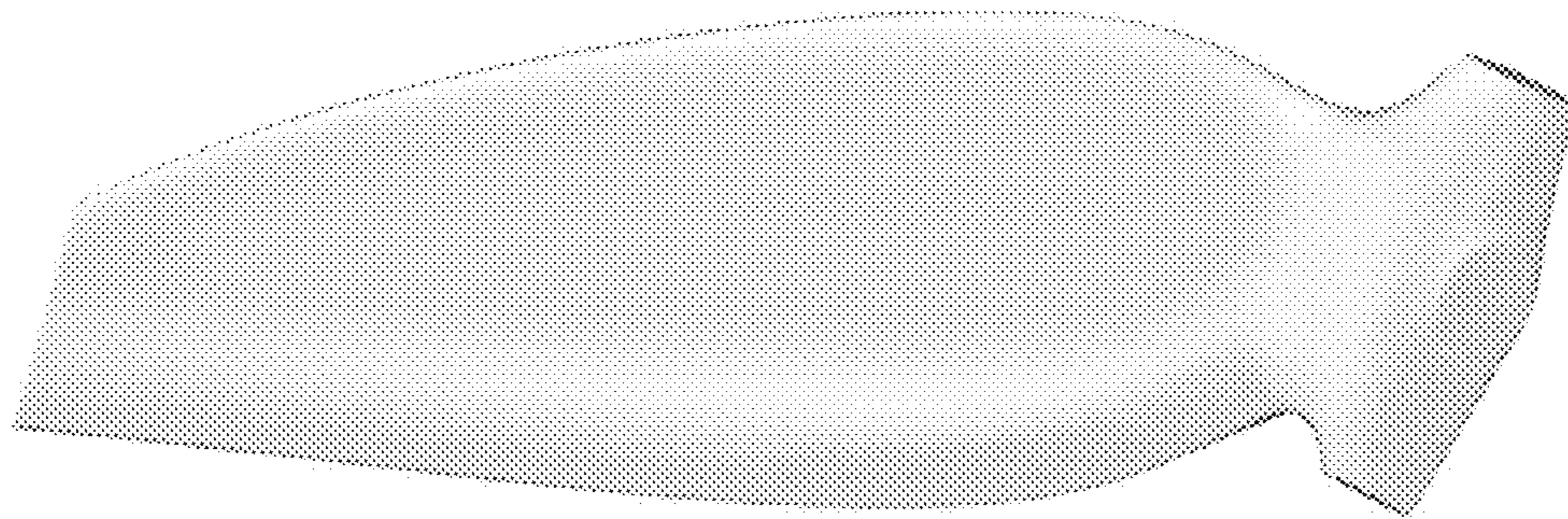


FIG. 7