

US00D694027S

(12) **United States Design Patent**
Starck

(10) **Patent No.:** **US D694,027 S**

(45) **Date of Patent:** **** Nov. 26, 2013**

(54) **CHAIR**

(71) Applicant: **Philippe Starck**, Paris (FR)

(72) Inventor: **Philippe Starck**, Paris (FR)

(**) Term: **14 Years**

(21) Appl. No.: **29/441,965**

(22) Filed: **Jan. 11, 2013**

(30) **Foreign Application Priority Data**

Jul. 11, 2012 (WO) DM 079 250

(51) **LOC (9) Cl.** **06-01**

(52) **U.S. Cl.**
USPC **D6/334**

(58) **Field of Classification Search**
USPC D6/334, 336, 338, 349, 352, 363, 374,
D6/375, 380, 381, 716, 716.1; 297/175,
297/411.2, 445.1, 446.1, 446.2, 447.1,
297/447.2, 448.1, 451.2, 452.11, 452.29,
297/461, 462; 5/12.1, 12.2

See application file for complete search history.

(56) **References Cited**

U.S. PATENT DOCUMENTS

D172,988 S * 9/1954 Reed D6/374
D192,029 S * 1/1962 Avedon D6/375
D205,939 S * 10/1966 Laverne D6/375
D220,950 S * 6/1971 Sideri D6/372
D224,856 S * 10/1972 Charity D6/372
D226,363 S * 2/1973 Magistretti D6/375

D386,910 S * 12/1997 Saiger D6/334
D426,972 S * 6/2000 Bellini D6/375
D436,749 S * 1/2001 Arad D6/374
D440,064 S * 4/2001 Deacon D6/375
D475,212 S * 6/2003 Savini D6/374
D555,379 S * 11/2007 Ziliani D6/375
D555,926 S * 11/2007 Williams et al. D6/373
D559,002 S * 1/2008 Williams et al. D6/380
D569,647 S * 5/2008 Mezger D6/380
D574,622 S * 8/2008 Neil D6/374
D596,864 S * 7/2009 Bergmann et al. D6/369
D600,458 S * 9/2009 Starck D6/334
D602,267 S * 10/2009 Bellini D6/334
D607,225 S * 1/2010 Bauchet D6/375
D656,755 S * 4/2012 Wanders D6/375

* cited by examiner

Primary Examiner — Sandra Snapp

(74) *Attorney, Agent, or Firm* — Blue Filament Law PLLC;
Avery N. Goldstein


(57) **CLAIM**

The ornamental design for a chair, as shown and described.

DESCRIPTION

FIG. 1 is an elevated front perspective view of a chair;
FIG. 2 is a front view of the chair depicted in FIG. 1;
FIG. 3 is a side view of the chair depicted in FIG. 1, where an
opposing side view is a mirror image of that depicted in FIG.
3;
FIG. 4 is a back view of the chair depicted in FIG. 1;
FIG. 5 is a top view of the chair depicted in FIG. 1; and,
FIG. 6 is a bottom view of the chair depicted in FIG. 1.

1 Claim, 3 Drawing Sheets






FIG. 1



FIG. 2




FIG. 3




FIG. 4




FIG. 5

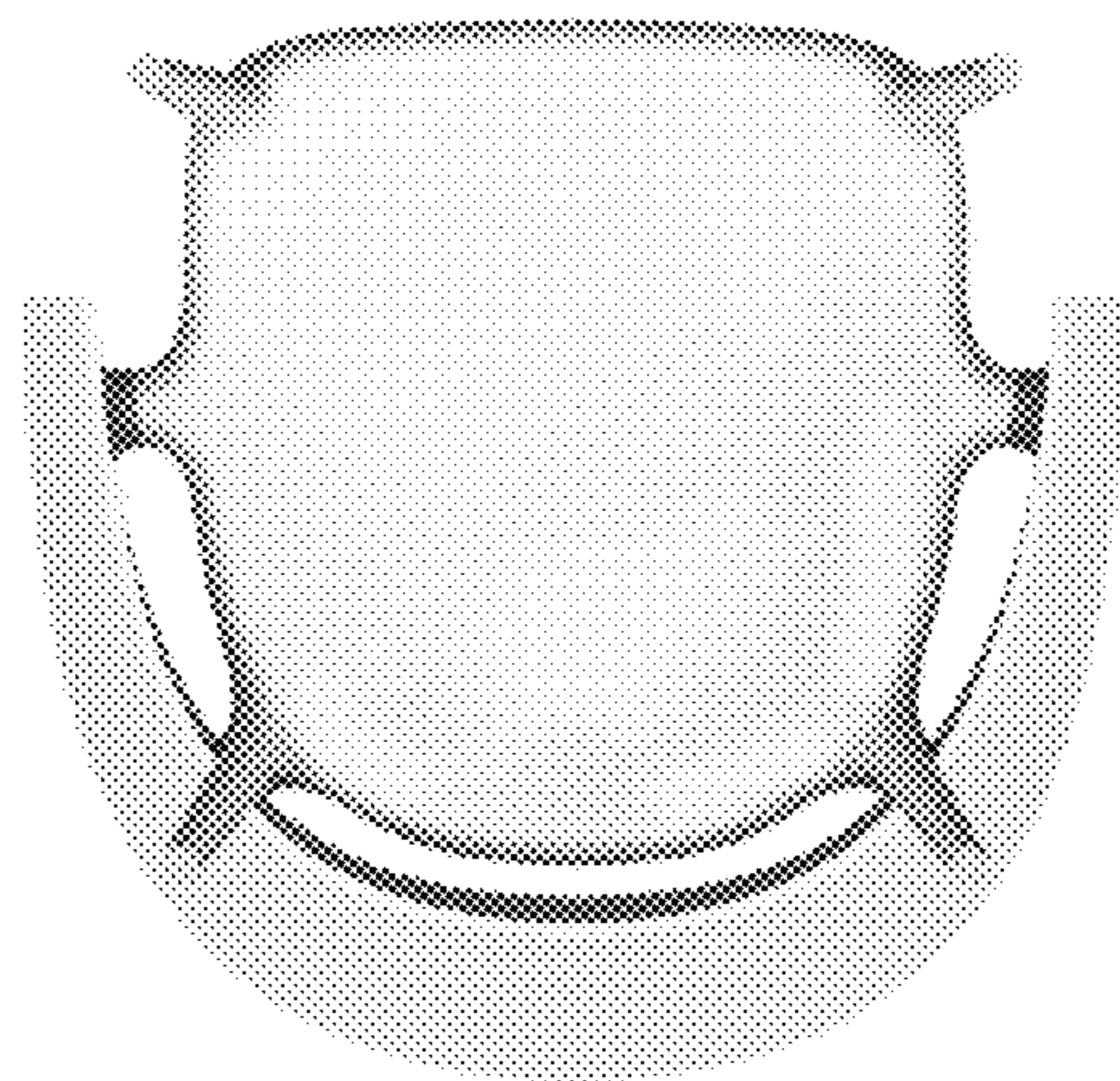


FIG. 6