

US00D694018S

(12) **United States Design Patent**  
**Williams et al.**

(10) **Patent No.:** **US D694,018 S**  
(45) **Date of Patent:** **\*\* Nov. 26, 2013**

(54) **BOTTLE BRUSH**

(75) Inventors: **Evan Williams**, Hoboken, NJ (US);  
**Charles Renz**, Briarcliff Manor, NY  
(US)

(73) Assignee: **Eveready Battery Company, Inc.**, St.  
Louis, MO (US)

(\*\*) Term: **14 Years**

(21) Appl. No.: **29/427,527**

(22) Filed: **Jul. 19, 2012**

(51) **LOC (9) Cl.** ..... **04-02**

(52) **U.S. Cl.**  
USPC ..... **D4/128**

(58) **Field of Classification Search**  
USPC ..... D4/128, 129, 131, 136, 138, 108, 109,  
D4/119; D32/35, 51; 15/104.5, 104.16,  
15/104.2, 104.31, 104.32, 164, 165, 206;  
D28/65; D7/682; 452/298, 458  
See application file for complete search history.

(56) **References Cited**

**U.S. PATENT DOCUMENTS**

2,633,592	A *	4/1953	Meyer	15/206
2,762,074	A	9/1956	Fries, Jr.	
3,130,433	A	4/1964	Eve	
3,358,311	A	12/1967	Cunningham et al.	
3,358,314	A	12/1967	Matibag	
4,023,677	A	5/1977	Wittner et al.	
4,575,892	A	3/1986	Ross	
4,809,389	A	3/1989	Breitschmid	
5,339,480	A	8/1994	Murg et al.	
5,491,863	A	2/1996	Dunn	
5,608,938	A	3/1997	Baschenis	
5,636,400	A	6/1997	Young	
D436,736	S *	1/2001	Bigio	D4/128

6,202,247	B1	3/2001	Lorenz, Jr.	
D452,080	S *	12/2001	Petner	D4/114
6,349,443	B1	2/2002	Randolph et al.	
D466,309	S *	12/2002	Fong	D4/128
D489,536	S	5/2004	Dunn	
D489,903	S	5/2004	Dunn	
6,739,016	B2 *	5/2004	Bigio	15/160
7,017,222	B2	3/2006	Dunn	
D524,548	S	7/2006	Hay	
D524,549	S	7/2006	Ajluni et al.	
D537,254	S	2/2007	Miles et al.	
D539,040	S *	3/2007	Hay	D4/128
D550,460	S *	9/2007	Dunn et al.	D4/128
D581,676	S	12/2008	Libman et al.	
D624,755	S *	10/2010	Luis et al.	D4/111
D625,924	S *	10/2010	Juergens	D4/128
D632,485	S *	2/2011	Bigio	D4/128
D639,565	S *	6/2011	Kulik	D4/128
D647,703	S	11/2011	Li	
2007/0274762	A1	11/2007	Edwards et al.	

\* cited by examiner

*Primary Examiner* — Austin Murphy

(74) *Attorney, Agent, or Firm* — Playtex Products Inc.

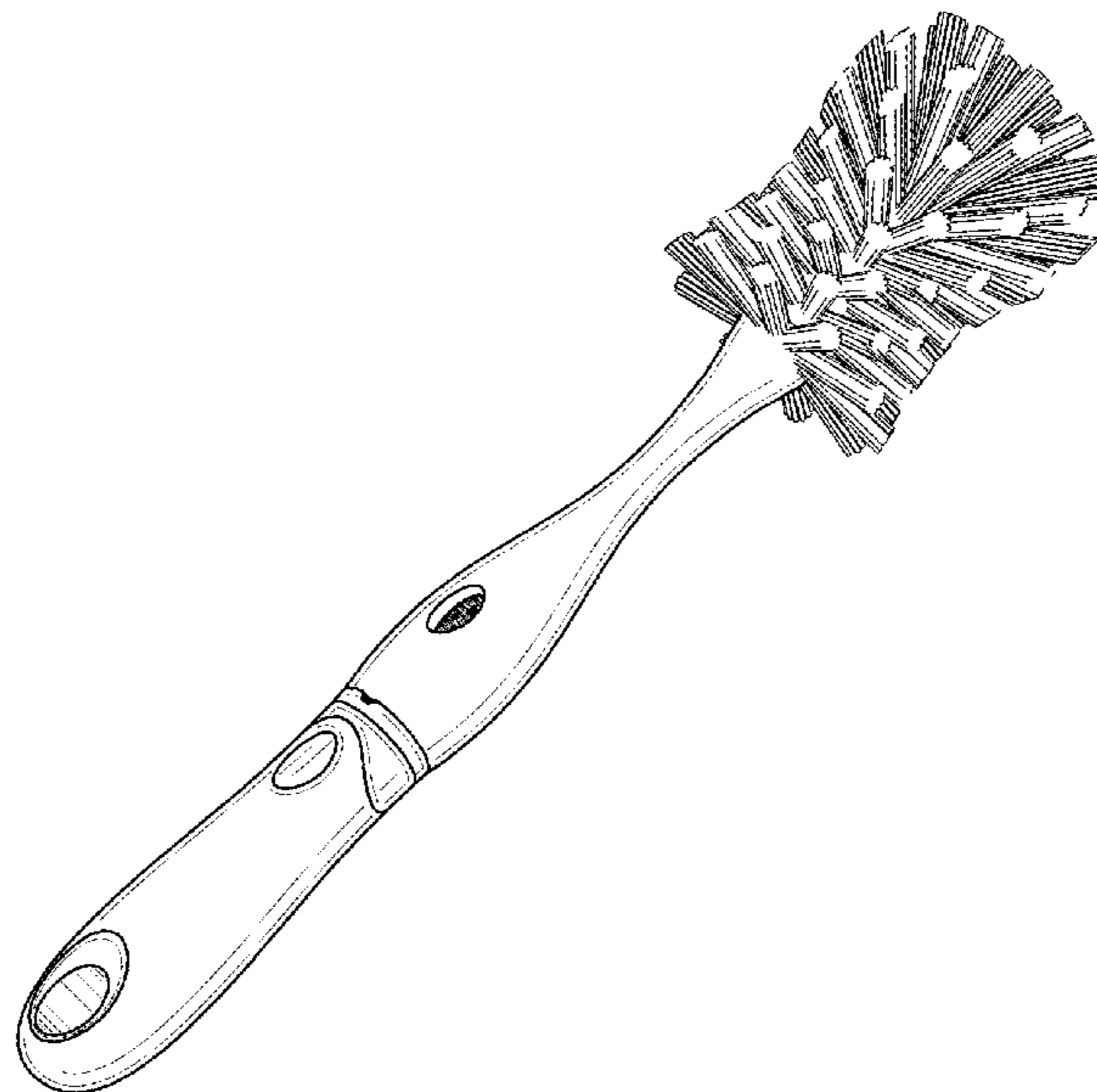
(57) **CLAIM**

We claim the ornamental design for the bottle brush, as shown and described.

**DESCRIPTION**

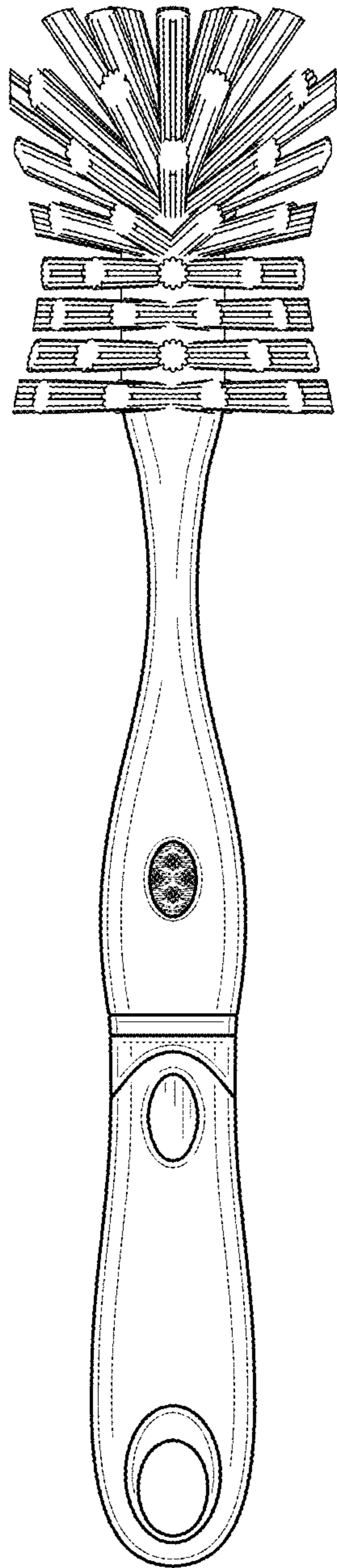
FIG. 1 is an upper perspective view of a bottle brush.  
FIG. 2 is a front view thereof.  
FIG. 3 is a left side view of FIG. 3.  
FIG. 4 is a rear view of FIG. 3.  
FIG. 5 is a right side view of FIG. 3.  
FIG. 6 is a top end view thereof; and,  
FIG. 7 is a bottom end view thereof.  
The broken lines in the figures depict environmental subject matter only and form no part of the claimed design.

**1 Claim, 4 Drawing Sheets**

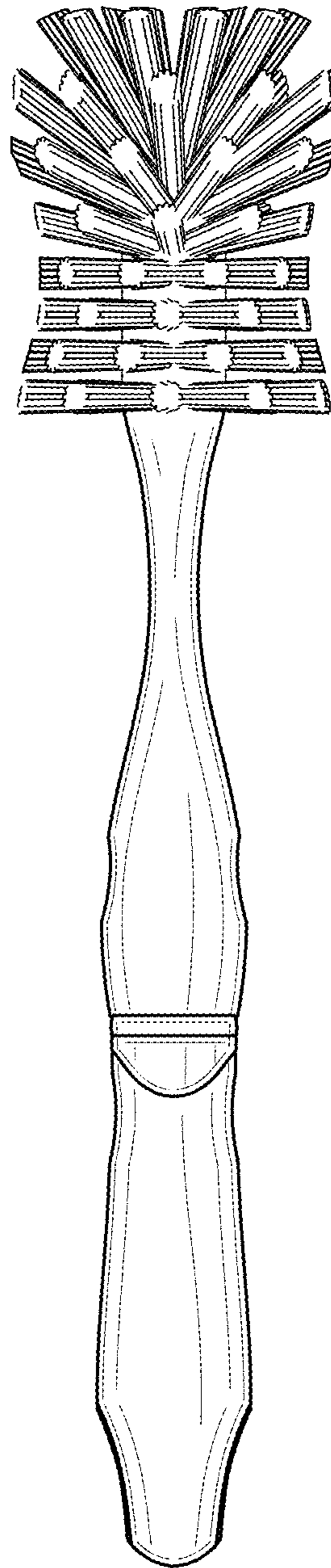




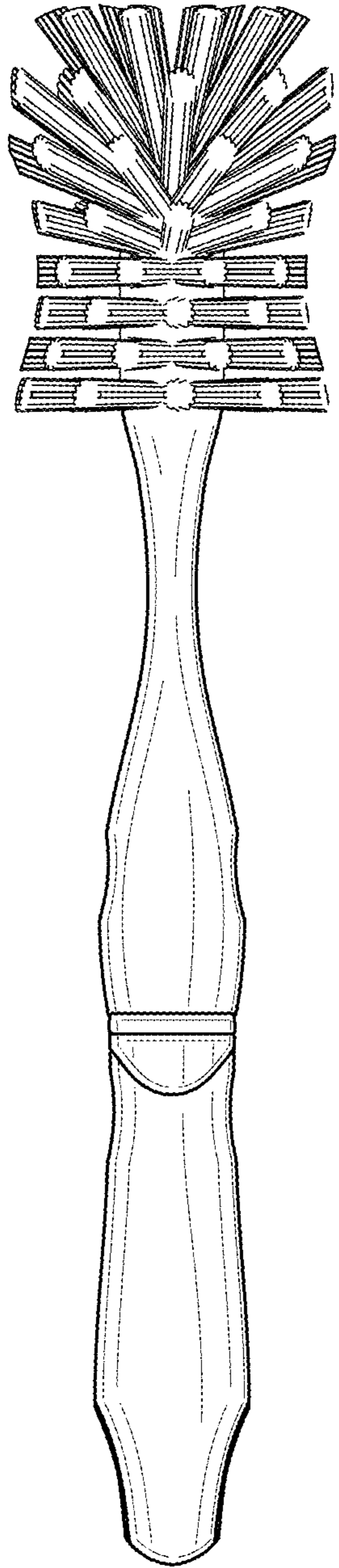
**FIG. 1**



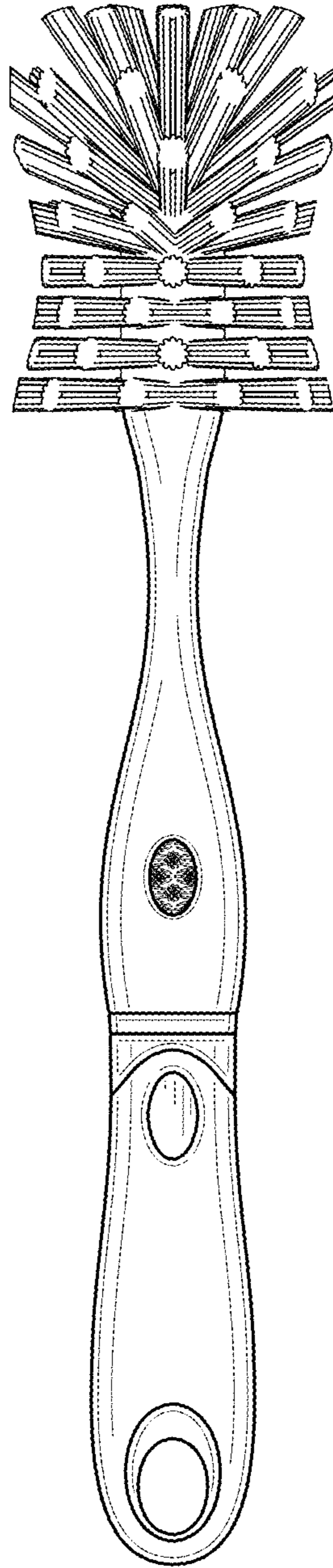
**FIG. 2**



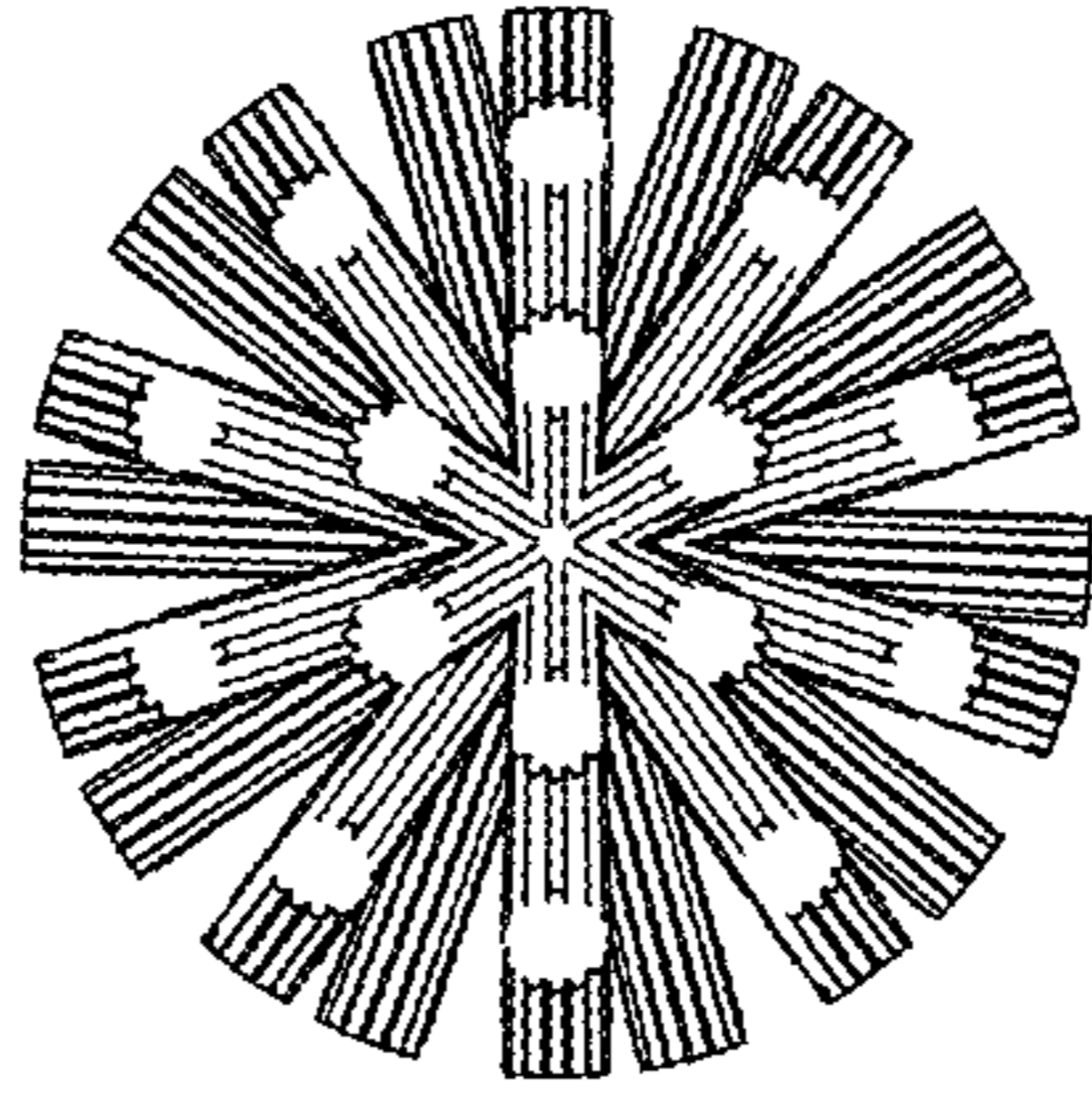
**FIG. 3**



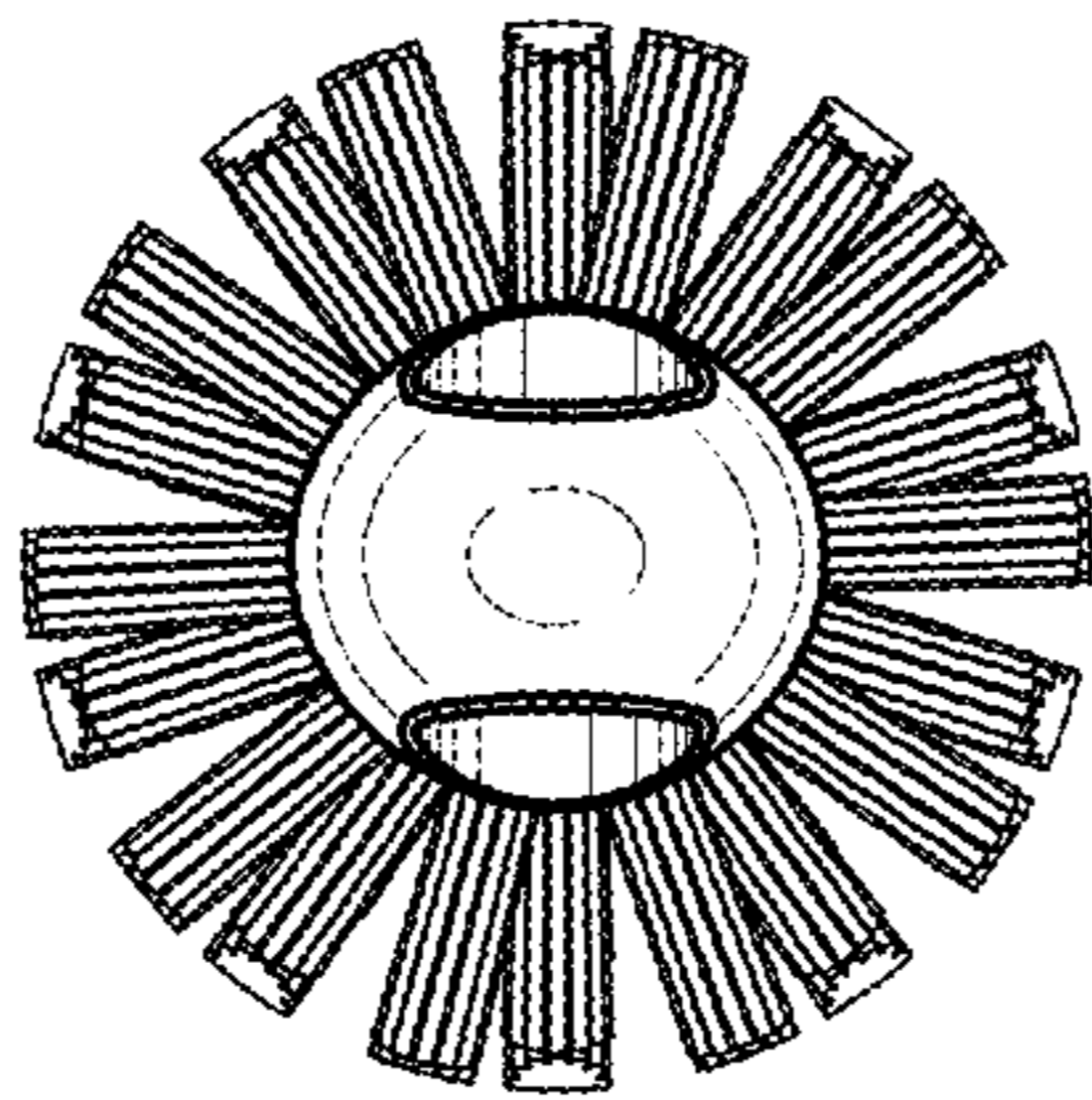
**FIG. 4**



**FIG. 5**



**FIG. 6**



**FIG. 7**