



US00D694011S

(12) **United States Design Patent**
Mecchella

(10) **Patent No.:** **US D694,011 S**

(45) **Date of Patent:** **** Nov. 26, 2013**

(54) **TRANSFORMABLE CARRYING CASE**

(75) Inventor: **Monica Liane Mecchella**, San Francisco, CA (US)

(73) Assignee: **Amazon Technologies, Inc.**, Reno, NV (US)

(**) Term: **14 Years**

(21) Appl. No.: **29/400,510**

(22) Filed: **Aug. 29, 2011**

(51) **LOC (9) Cl.** **03-01**

(52) **U.S. Cl.**
USPC **D3/301**

(58) **Field of Classification Search**
USPC D3/301, 303, 279, 226, 218, 900, 300;
D19/26; 206/5, 320; 150/154; 224/660
See application file for complete search history.

(56) **References Cited**

U.S. PATENT DOCUMENTS

D383,492 S *	9/1997	Siemon et al.	D19/26
D407,432 S *	3/1999	Tell	D19/26
D433,064 S *	10/2000	Eskandry	D19/78
D433,444 S *	11/2000	Eskandry	D19/27
D497,051 S *	10/2004	Nieves	D3/301
D500,204 S *	12/2004	Hillman	D3/301
D603,166 S *	11/2009	Becker	D3/301
D665,170 S *	8/2012	Lipfert et al.	D3/301
D669,268 S *	10/2012	Phillips et al.	D3/301

D669,270 S *	10/2012	Phillips et al.	D3/301
D670,911 S *	11/2012	Bollinger et al.	D3/301
D671,745 S *	12/2012	Wyner	D3/301

* cited by examiner

Primary Examiner — Sheryl Lane

(74) *Attorney, Agent, or Firm* — Lee & Hayes, PLLC

(57) **CLAIM**

The ornamental design for a transformable carrying case, as shown and described.

DESCRIPTION

FIG. 1 is a perspective view of a transformable carrying case viewed from above;

FIG. 2 is a perspective view of the transformable carrying case of FIG. 1 viewed from below;

FIG. 3 is a top plan view of the transformable carrying case of FIG. 1;

FIG. 4 is a left-side elevation view of the transformable carrying case of FIG. 1;

FIG. 5 is a back elevation view of the transformable carrying case of FIG. 1;

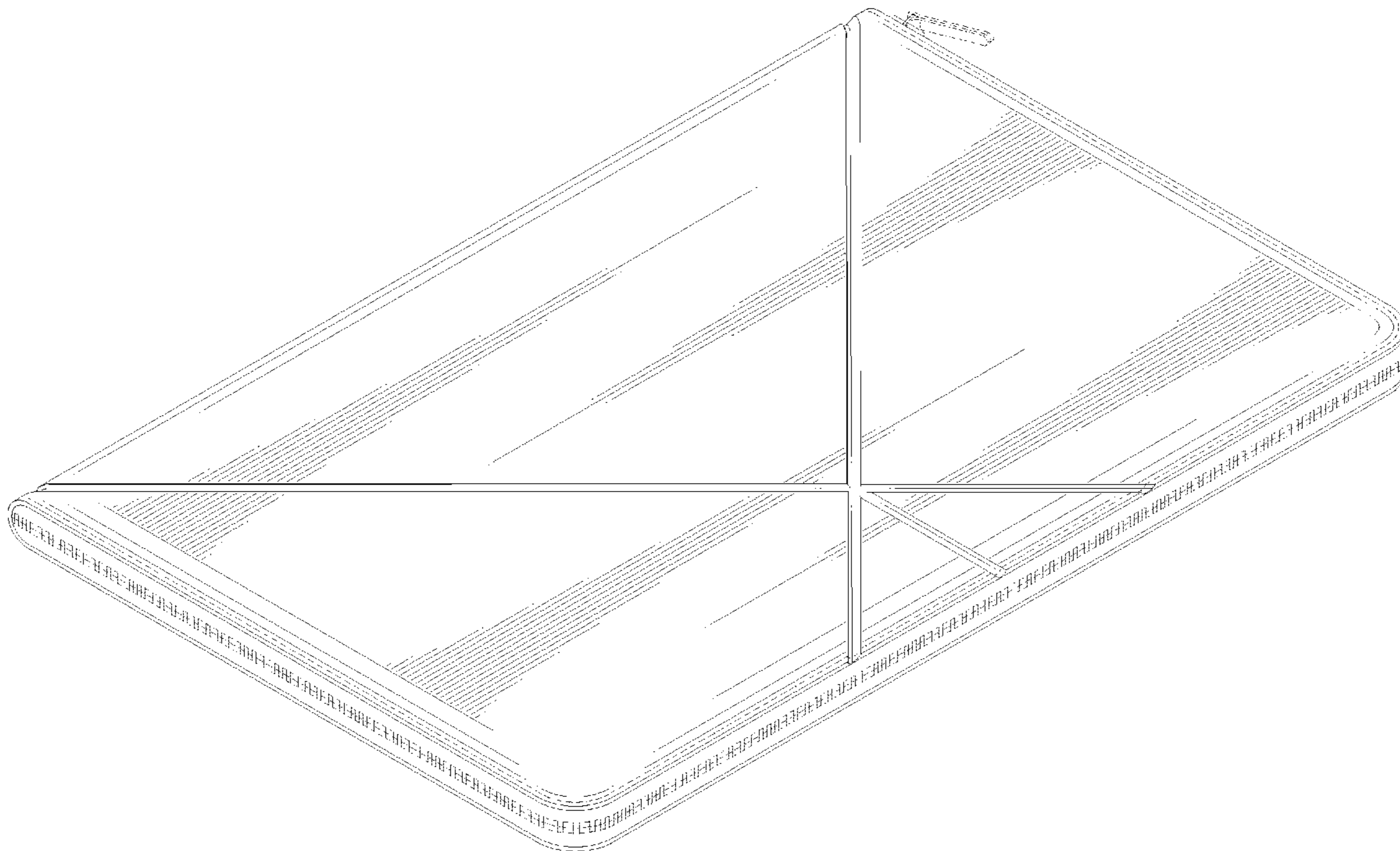
FIG. 6 is a bottom plan view of the transformable carrying case of FIG. 1;

FIG. 7 is a right-side elevation view of the transformable carrying case of FIG. 1; and,

FIG. 8 is a front elevation view of the transformable carrying case of FIG. 1.

The broken lines are directed to unclaimed portions and form no part of the claimed design.

1 Claim, 4 Drawing Sheets






FIG. 1

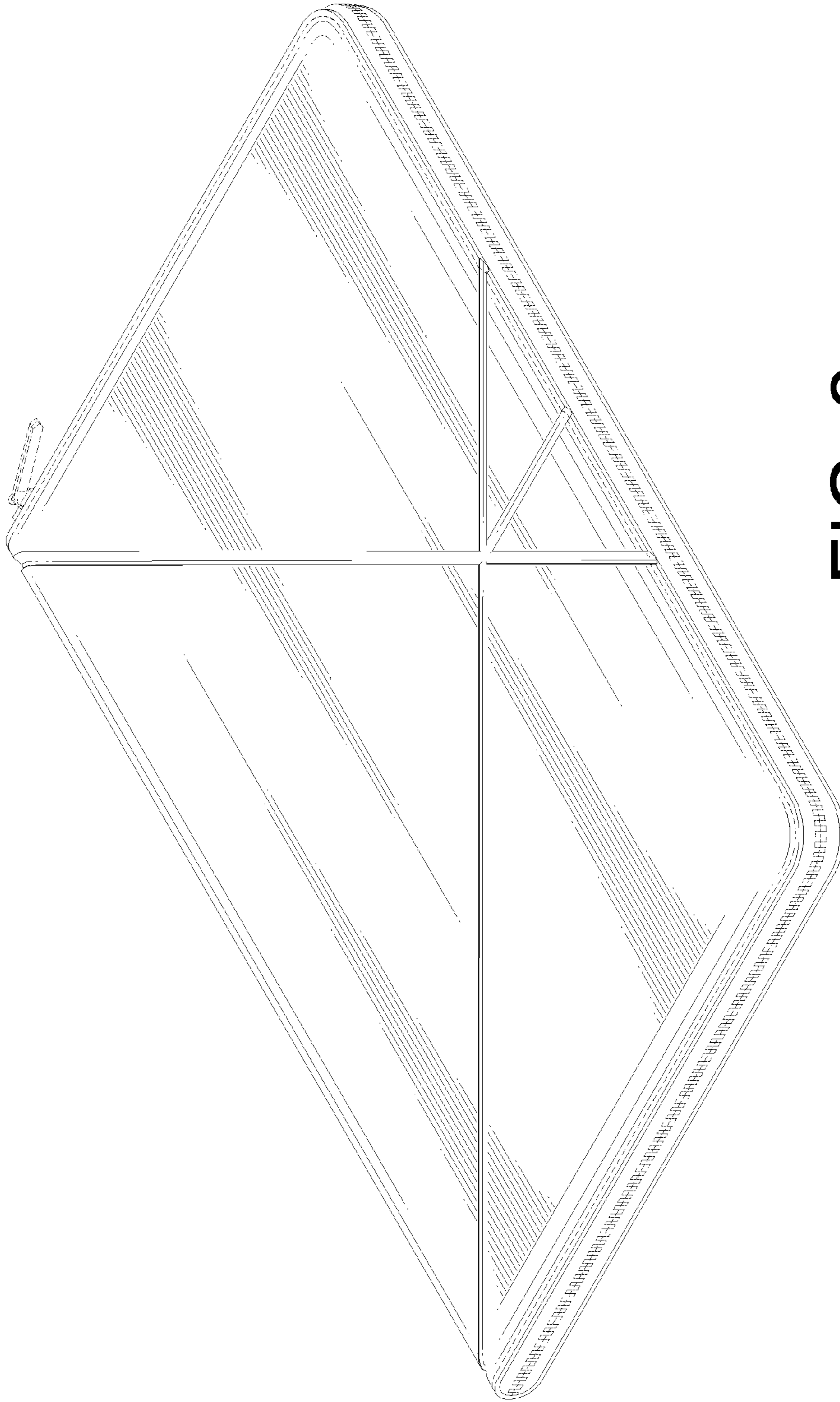


FIG. 2

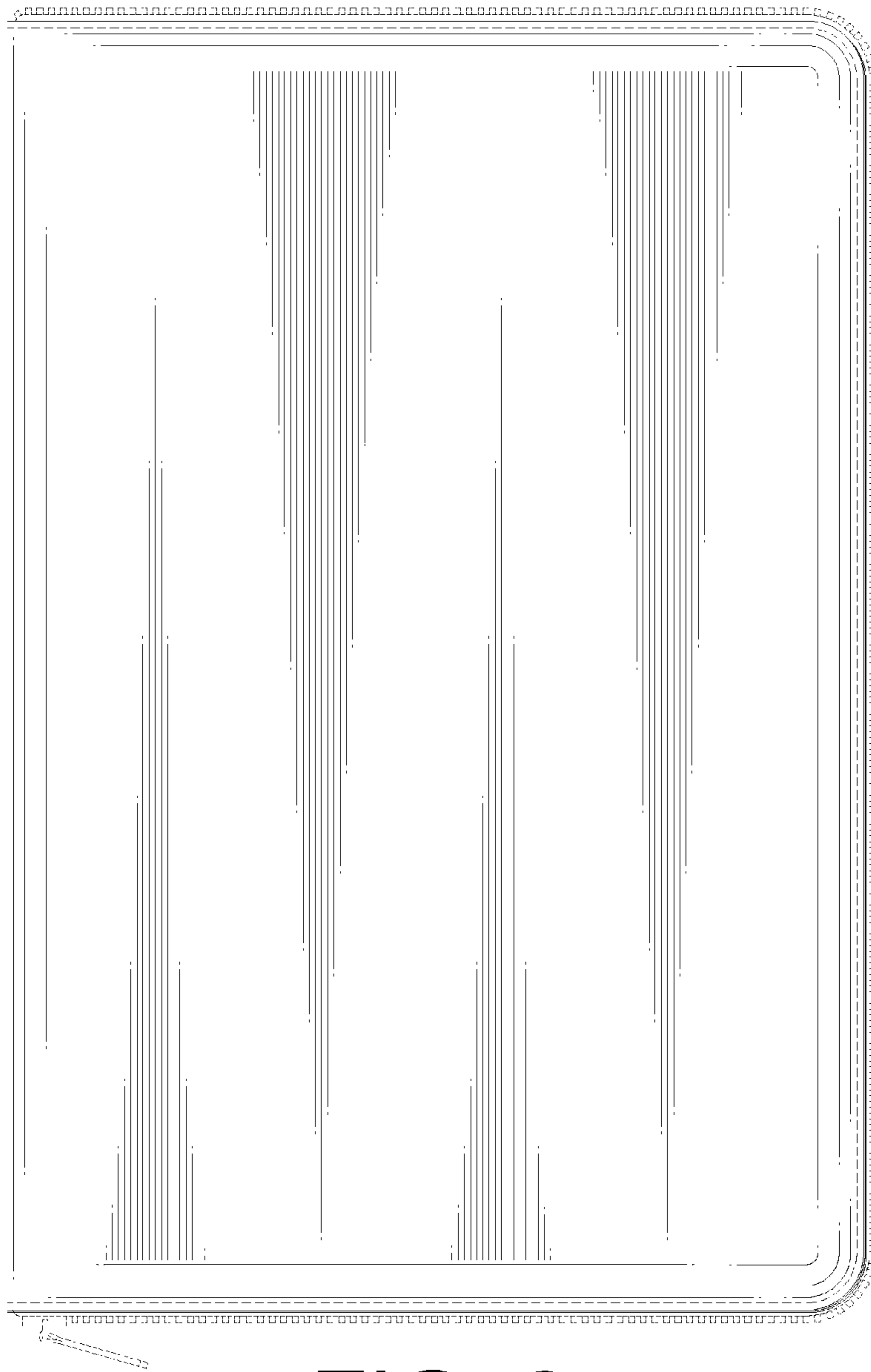


FIG. 3

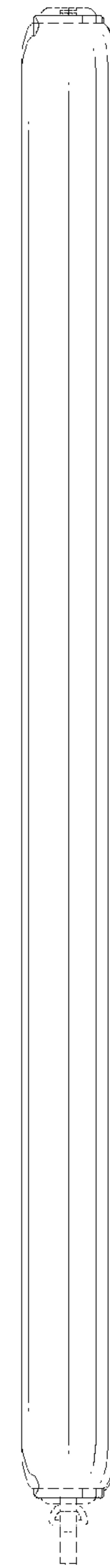


FIG. 4

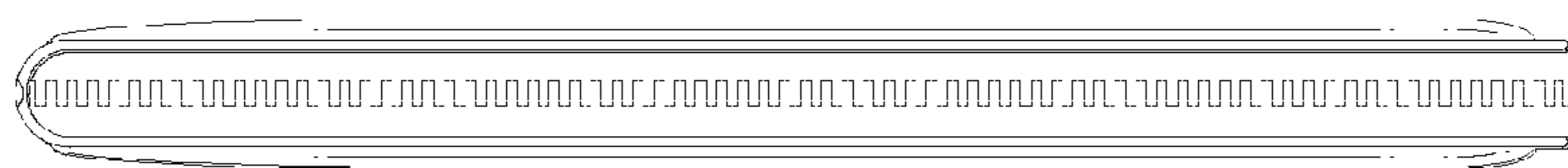


FIG. 5

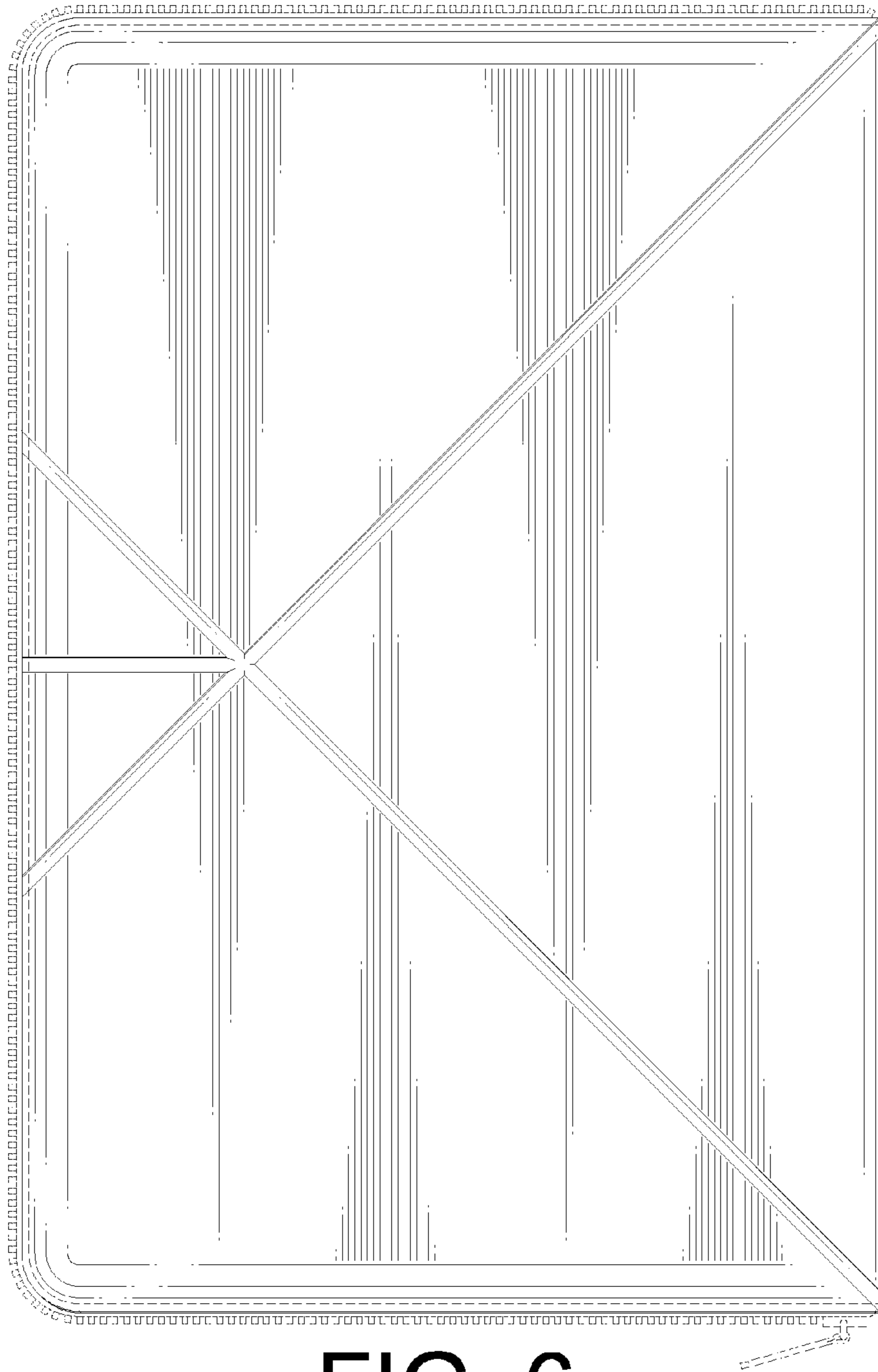


FIG. 6

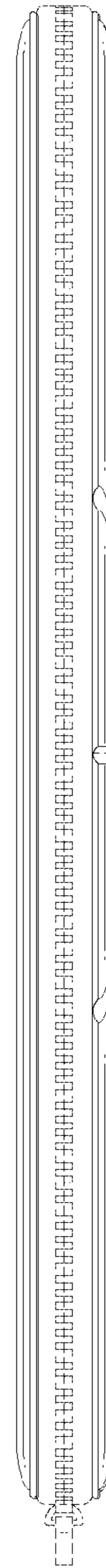


FIG. 7

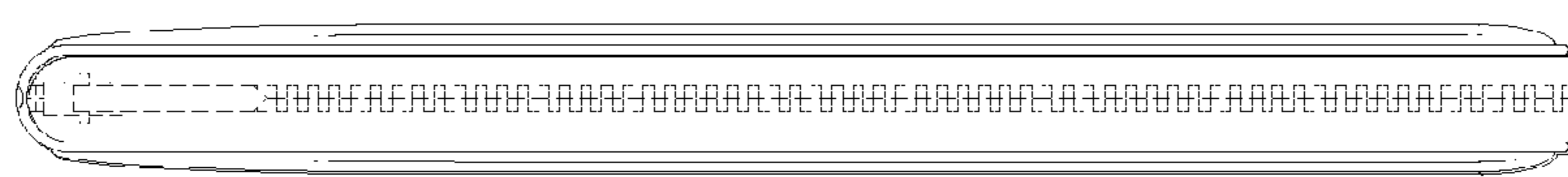


FIG. 8