



US00D694007S

(12) **United States Design Patent**
D'Amore et al.

(10) **Patent No.:** **US D694,007 S**

(45) **Date of Patent:** **** Nov. 26, 2013**

(54) **AFFIXABLE WALLET**

(75) Inventors: **Damon Patrick D'Amore**, Los Angeles, CA (US); **Frank A. Pizzuta**, Royersford, PA (US)

(73) Assignee: **G Prime Media, LLC**, Royersford, PA (US)

(**) Term: **14 Years**

(21) Appl. No.: **29/429,310**

(22) Filed: **Aug. 9, 2012**

(51) **LOC (9) Cl.** **03-01**

(52) **U.S. Cl.**
USPC **D3/247**

(58) **Field of Classification Search**
USPC D3/247, 249–253, 300, 303;
206/449–450, 479
See application file for complete search history.

(56) **References Cited**

U.S. PATENT DOCUMENTS

3,764,167	A	10/1973	Longarzo	
3,992,795	A	11/1976	Rettig	
D410,769	S *	6/1999	Dorizas	D3/201
D411,765	S *	7/1999	Holihan	D3/247
D411,766	S *	7/1999	Elkington	D3/250
5,933,772	A	8/1999	Wolff	
6,129,387	A	10/2000	Chess	
D453,515	S	2/2002	Brewer et al.	
6,446,374	B1	9/2002	Ardiff	
D601,799	S *	10/2009	Andre et al.	D3/303
D631,658	S *	2/2011	Jacovides et al.	D3/247

D654,687	S *	2/2012	Miller et al.	D3/247
8,181,789	B1 *	5/2012	Casella et al.	206/768
2005/0253373	A1	11/2005	Boatwright	
2006/0272190	A1	12/2006	Khaleque	
2007/0057004	A1	3/2007	Butler et al.	
2008/0121322	A1	5/2008	Thomson	
2009/0026277	A1	1/2009	Phillips	
2009/0134223	A1	5/2009	Matthews et al.	
2010/0072283	A1	3/2010	Phillips et al.	
2010/0182764	A1	7/2010	Phillips	

FOREIGN PATENT DOCUMENTS

GB	1512283	6/1978
JP	2001142401 A	5/2001
JP	2003319046 A	11/2003
JP	2007011681 A	1/2007

* cited by examiner

Primary Examiner — Holly Baynham

(74) *Attorney, Agent, or Firm* — Vista IP Law Group LLP


(57) **CLAIM**

The ornamental design for an affixable wallet, as shown and described.

DESCRIPTION

FIG. 1 is a front elevational view of the affixable wallet embodying the new design;
FIG. 2 is a back elevational view thereof;
FIG. 3 is a left side elevational view thereof, in which the right side elevational view is a mirror image of the left side elevational view;
FIG. 4 is a bottom plan view there; and,
FIG. 5 is a front perspective view thereof.

1 Claim, 2 Drawing Sheets






Fig. 1




Fig. 2

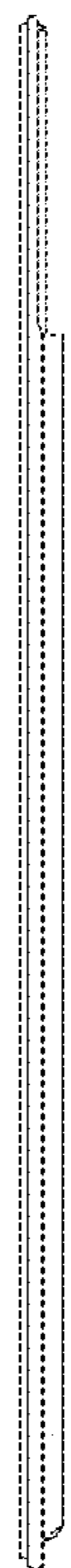


Fig. 3

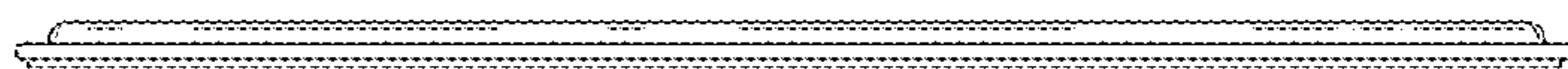


Fig. 4

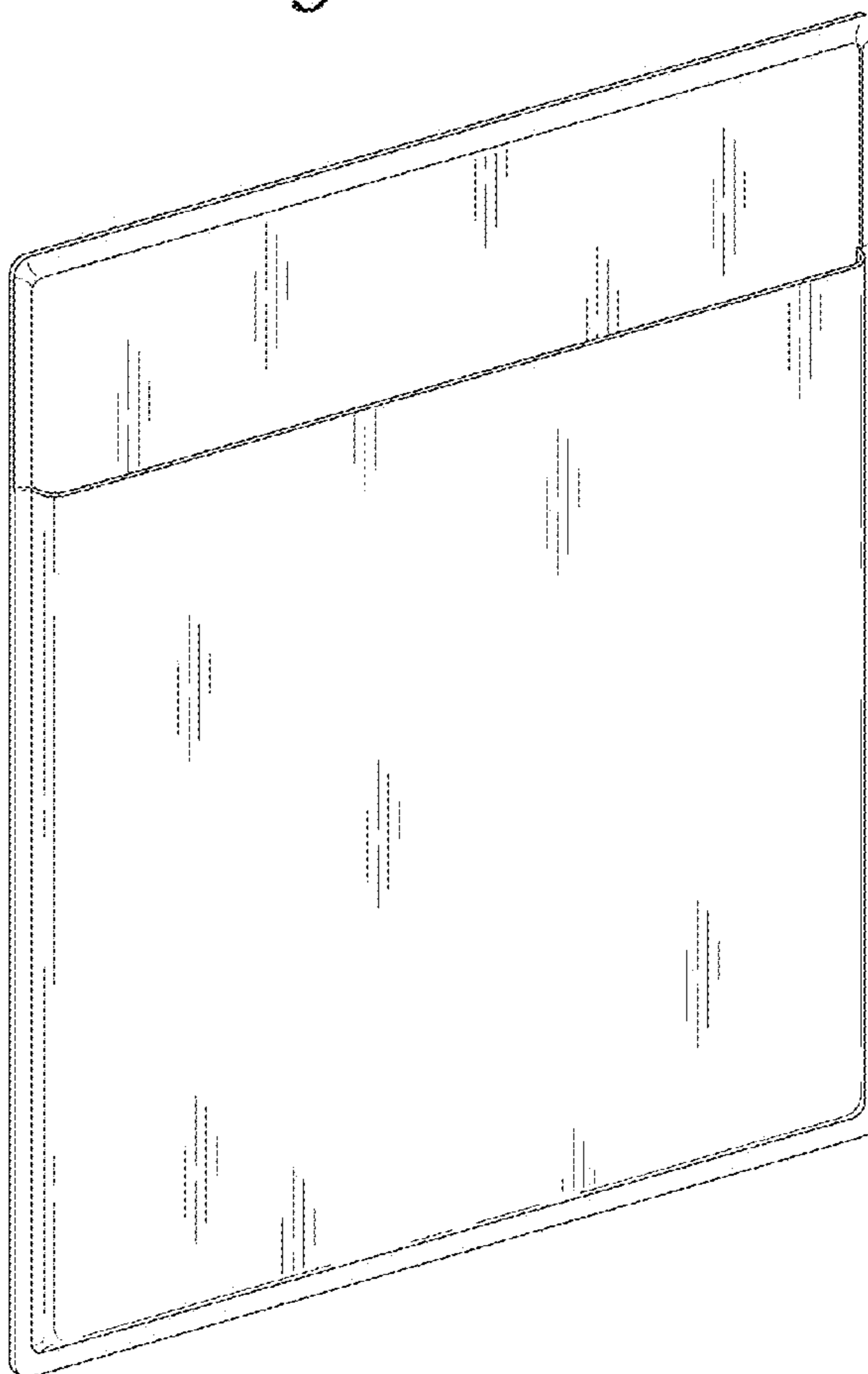


Fig. 5