



US00D693995S

(12) **United States Design Patent**
Lazaris

(10) **Patent No.:** **US D693,995 S**

(45) **Date of Patent:** **** Nov. 26, 2013**

(54) **FOOTWEAR**

(76) Inventor: **Vasilios Lazaris**, Ellicott City, MD (US)

(**) Term: **14 Years**

(21) Appl. No.: **29/416,896**

(22) Filed: **Mar. 28, 2012**

(51) **LOC (9) Cl.** **02-04**

(52) **U.S. Cl.**
USPC **D2/902**

(58) **Field of Classification Search**
USPC D2/896, 902, 903, 907, 908, 916, 919,
D2/947, 951, 953, 960, 969, 972; 36/83,
36/113, 114, 129, 131, 7.5, 8.1, 11.5, 4,
36/25, 32 R, 45

See application file for complete search history.

(56) **References Cited**

U.S. PATENT DOCUMENTS

1,090,731 A	10/1913	Lindberg
1,772,179 A	6/1928	Finkelstein
2,424,056 A	11/1945	Ruth
2,740,207 A	4/1956	Starensier
3,967,390 A	7/1976	Anfruns
4,017,987 A	4/1977	Perez, Jr. et al.
D278,608 S	4/1985	Thompson
4,651,354 A	3/1987	Petrey
D321,971 S	12/1991	Bajork
5,623,734 A	4/1997	Pugliatti
5,774,898 A	7/1998	Malpee
5,867,838 A	2/1999	Corry
5,906,007 A	5/1999	Roberts
6,334,222 B1	1/2002	Sun
7,051,457 B1	5/2006	Huggins et al.

7,107,626 B1	9/2006	Andrews	
D579,181 S	10/2008	Swanson	
D581,654 S	12/2008	Miliotis	
1,582,134 A1	12/2008	Von Conta et al.	
D586,982 S	2/2009	Fliri	
7,739,810 B2	6/2010	Luedecke et al.	
7,784,115 B1	8/2010	Nemcik	
7,805,860 B2	10/2010	Fliri	
D626,311 S *	11/2010	Zhang	D2/898
D630,005 S	1/2011	Fliri	
D639,535 S	6/2011	Eggert et al.	
D640,043 S	6/2011	Buck	
D658,868 S *	5/2012	Chenciner	D2/972
D664,745 S *	8/2012	Liang	D2/898
D674,170 S *	1/2013	Bramani et al.	D2/902
D674,171 S *	1/2013	Bramani et al.	D2/902
2002/0157169 A1	10/2002	Holloway	
2008/0189984 A1	8/2008	Januszewski et al.	
2010/0299962 A1	12/2010	Fliri	
2012/0000094 A1	1/2012	Fliri	

* cited by examiner

Primary Examiner — Elizabeth J Oswecki

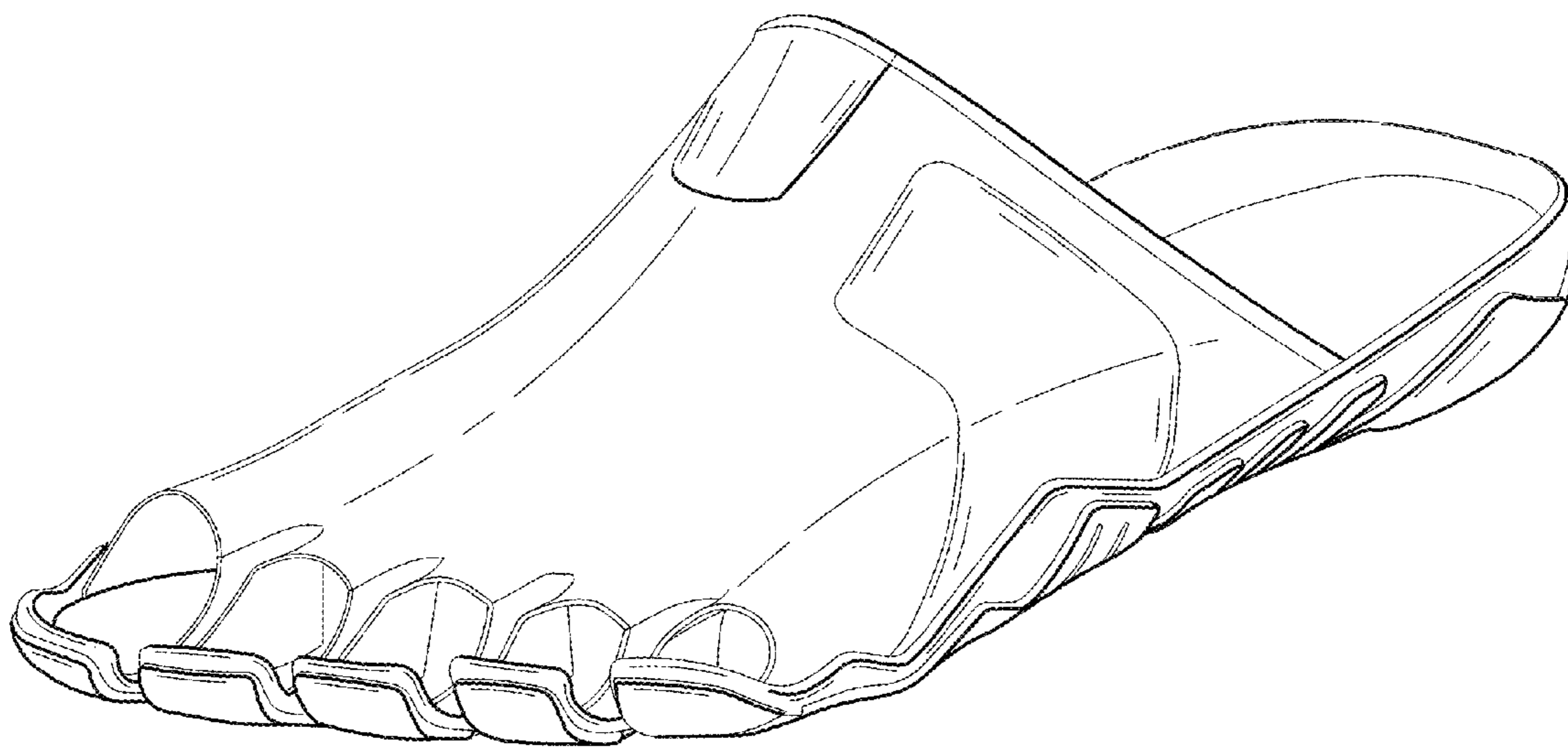
(57) **CLAIM**

The ornamental design for footwear, as shown and described.

DESCRIPTION

FIG. 1 is a perspective view of footwear, showing my new design;
FIG. 2 is a top plan view thereof;
FIG. 3 is a bottom plan view thereof;
FIG. 4 is a side elevation view thereof;
FIG. 5 is an opposite side elevation view thereof;
FIG. 6 is a front elevation view thereof; and,
FIG. 7 is a rear elevation view thereof.

1 Claim, 7 Drawing Sheets






FIG. 1

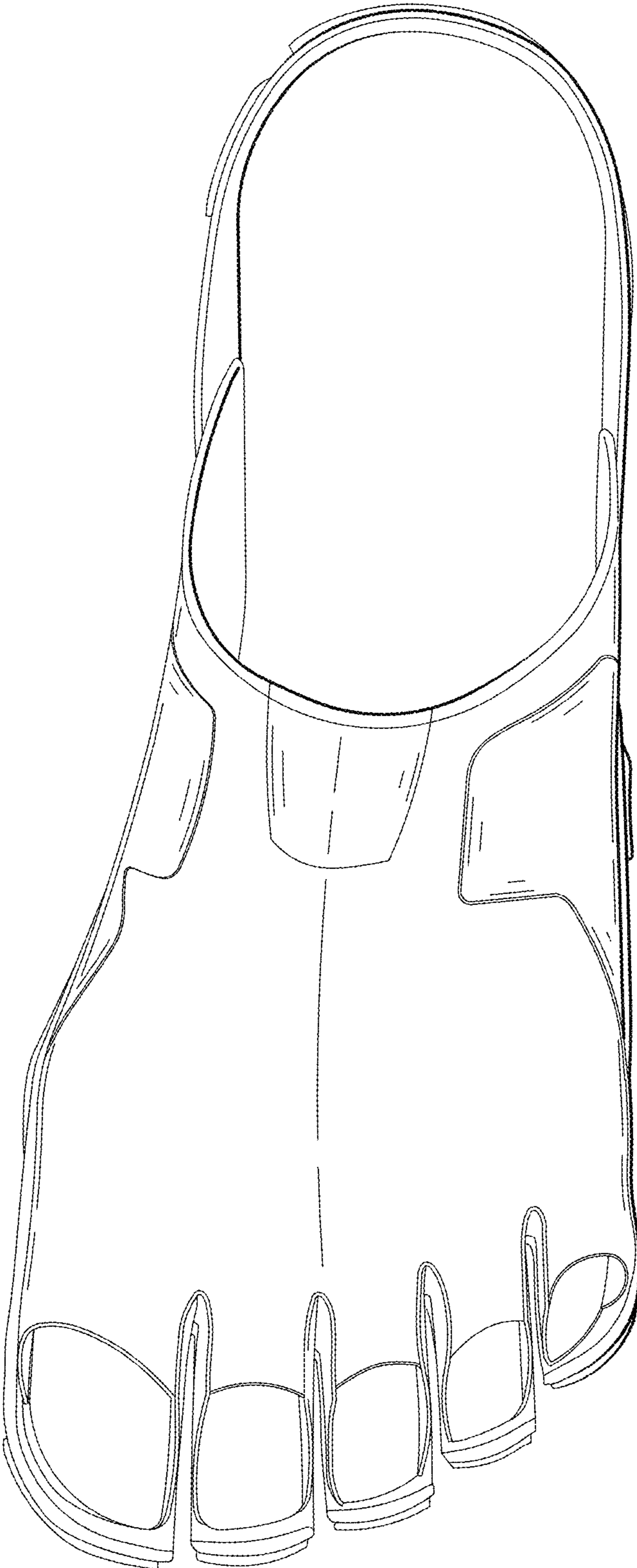


FIG. 2

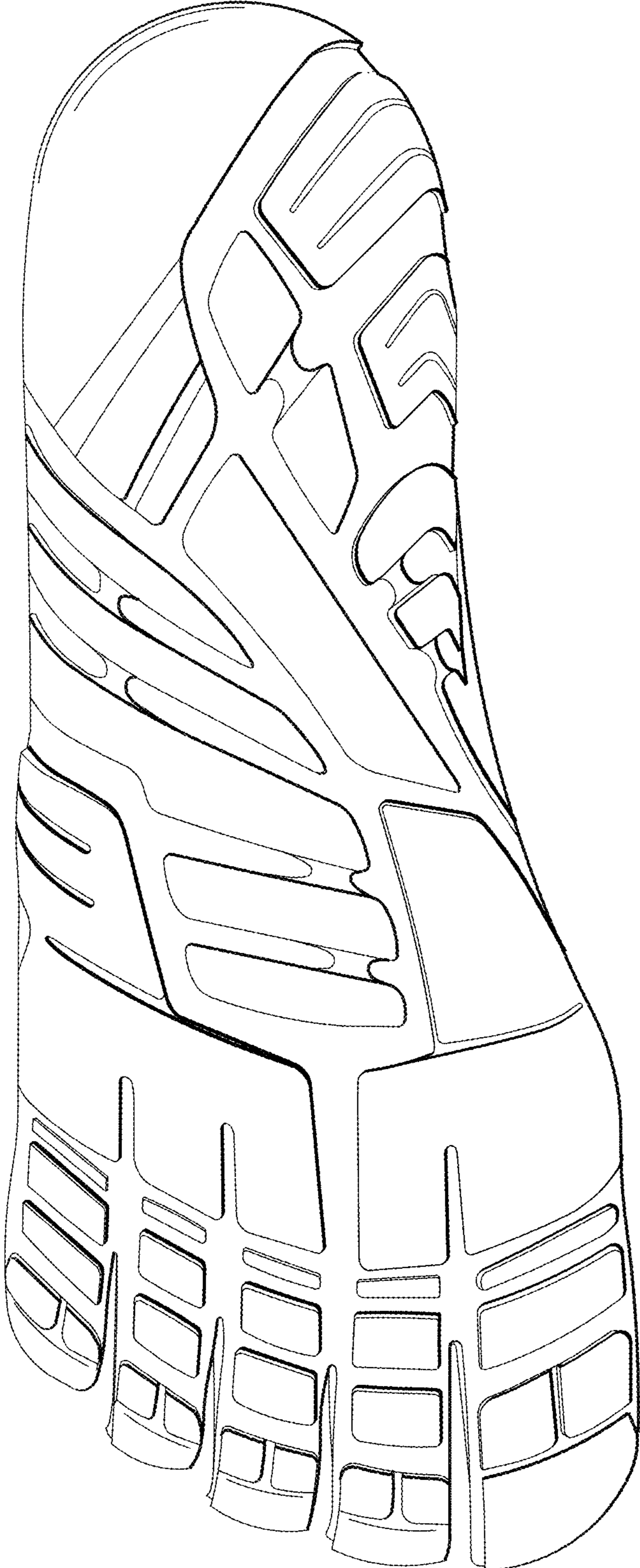


FIG. 3

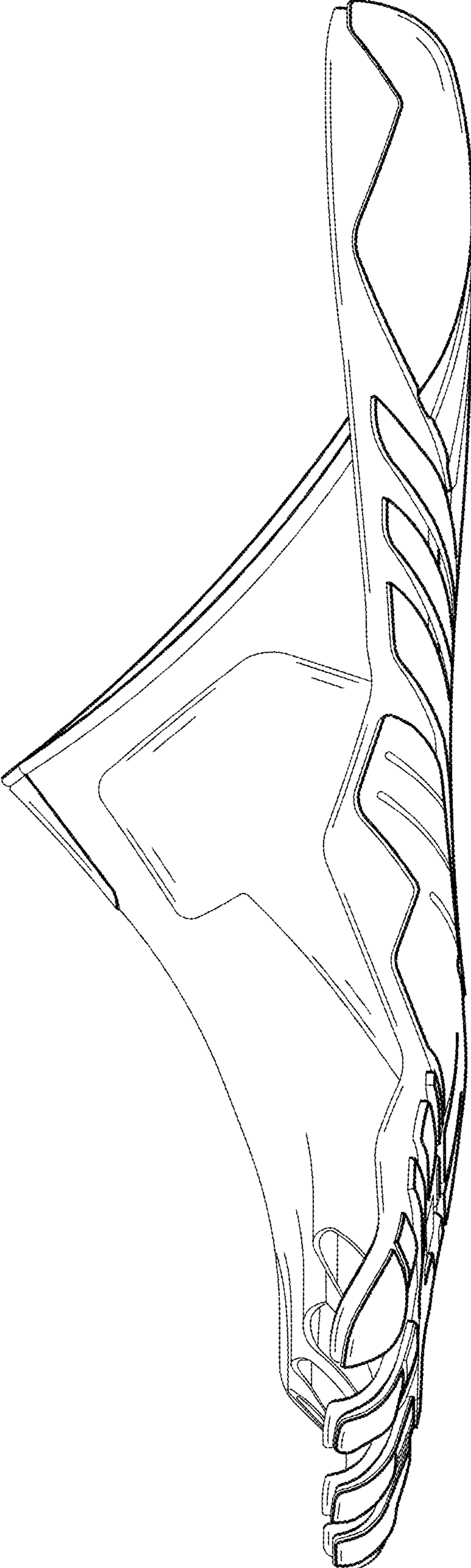


FIG. 4

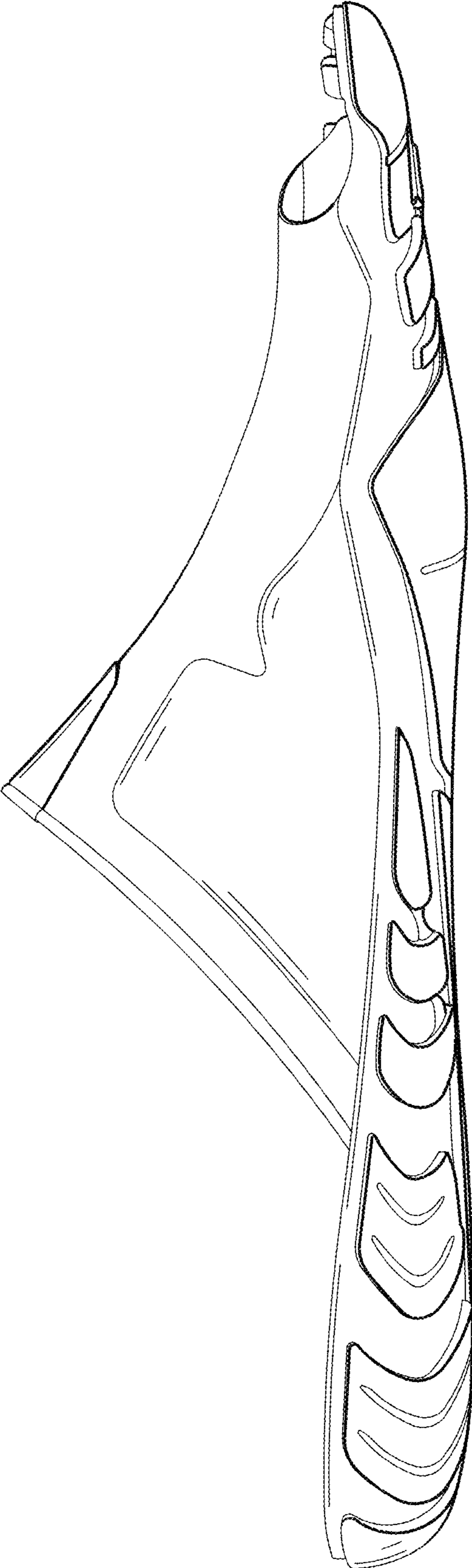


FIG. 5

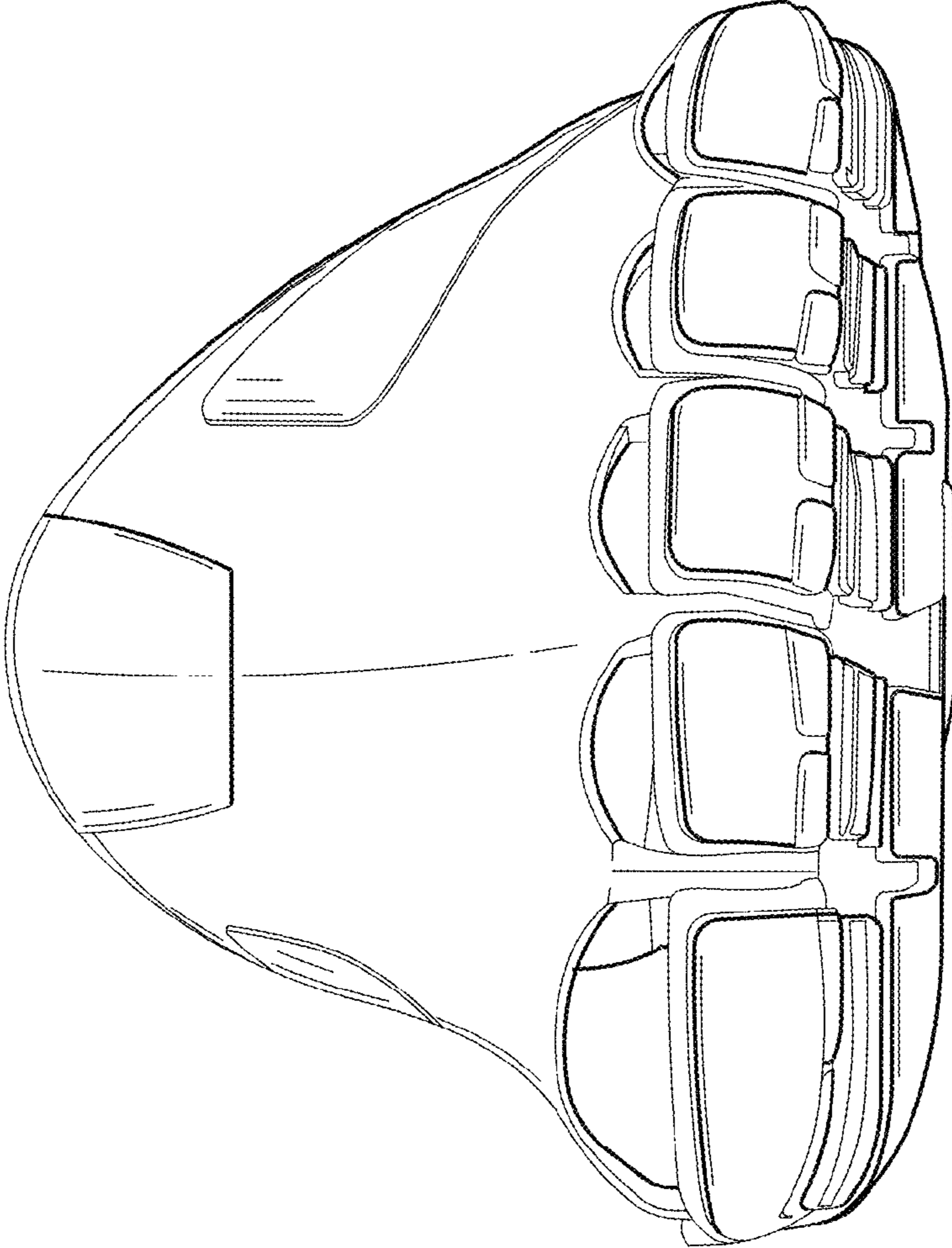


FIG. 6

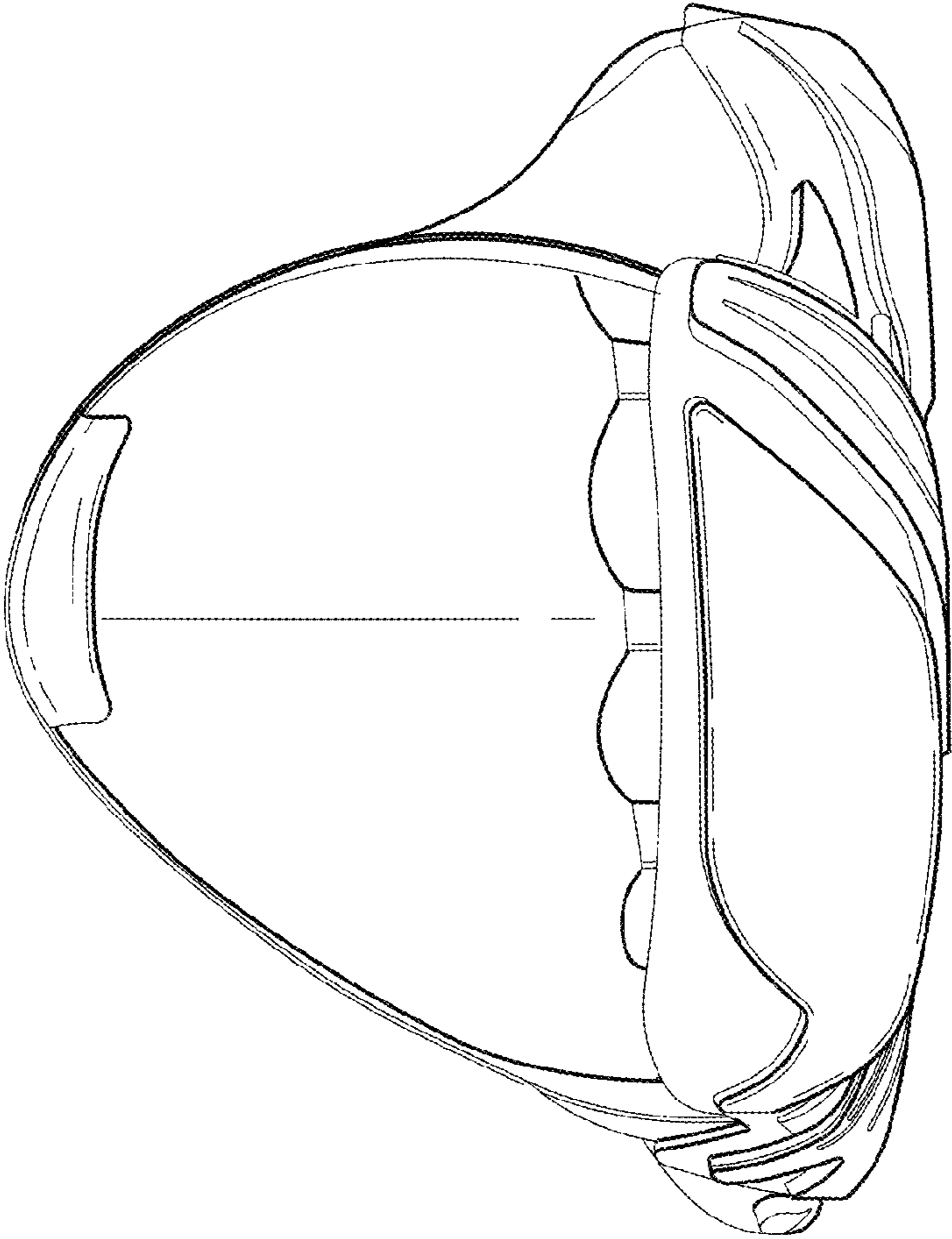


FIG. 7