

US00D693990S

(12) **United States Design Patent**
Farron et al.

(10) **Patent No.:** **US D693,990 S**
(45) **Date of Patent:** **** Nov. 26, 2013**

(54) **JACKET**

(71) Applicant: **NIKE, Inc.**, Beaverton, OR (US)

(72) Inventors: **Daniel Edward Farron**, Amsterdam (NL); **Lindsey Victoria Jean Martin**, Portland, OR (US)

(73) Assignee: **NIKE, Inc.**, Beaverton, OR (US)

(**) Term: **14 Years**

(21) Appl. No.: **29/455,606**

(22) Filed: **May 22, 2013**

(51) **LOC (9) Cl.** **02-02**

(52) **U.S. Cl.**
USPC **D2/839**

(58) **Field of Classification Search**
USPC D2/828, 830, 839, 749, 750, 840, 858;
2/59, 90, 93, 106, 108, 115, 125
See application file for complete search history.

(56) **References Cited**

U.S. PATENT DOCUMENTS

1,508,834	A *	9/1924	Cohen	2/97
2,112,788	A *	3/1938	Rosenberg	2/93
3,153,793	A *	10/1964	Lepore	2/93
3,528,108	A *	9/1970	Smith	2/94
D259,746	S	7/1981	Dahlgard	
D363,811	S	11/1995	Burrow	
D374,329	S	10/1996	Wilde	
5,794,262	A *	8/1998	Capello	2/81
D529,687	S	10/2006	Rindle	
7,117,539	B1 *	10/2006	Baacke	2/102
D531,783	S	11/2006	Collier	
7,260,853	B2	8/2007	Newman	
7,310,824	B2	12/2007	Walsh	
D580,631	S	11/2008	Adams	
D580,632	S	11/2008	Adams	
D632,059	S	2/2011	Abrams	
D641,137	S	7/2011	Evans	

D641,138	S *	7/2011	Santo et al.	D2/840
8,011,024	B2	9/2011	Newman	
D679,072	S *	4/2013	Abbevik et al.	D2/828
2009/0249529	A1 *	10/2009	Rodriguez et al.	2/97
2010/0000001	A1 *	1/2010	Sonner	2/2.5
2012/0324612	A1	12/2012	Howell	

OTHER PUBLICATIONS

Nike. http://store.nike.com/us/en_us/pd/cyclone-running-jacket/pid-689644/pgid-652922. Copyright 2013. "Nike Cyclone Men's Running Jacket".*

Gander Mountain. <http://www.gandermountain.com/modperl/product/details.cgi?pdesc=Guide-Series-Mens-Long-Sleeve-Shooting-Shirt&i=695275&aID=501Z7C&merchID=4006>. Date Unknown: Viewed Jun. 2013. "Guide Series Men's Long-Sleeve Shooting Shirt".*

* cited by examiner

Primary Examiner — Rashida Johnson

(74) *Attorney, Agent, or Firm* — Banner & Witcoff, Ltd.

(57) **CLAIM**

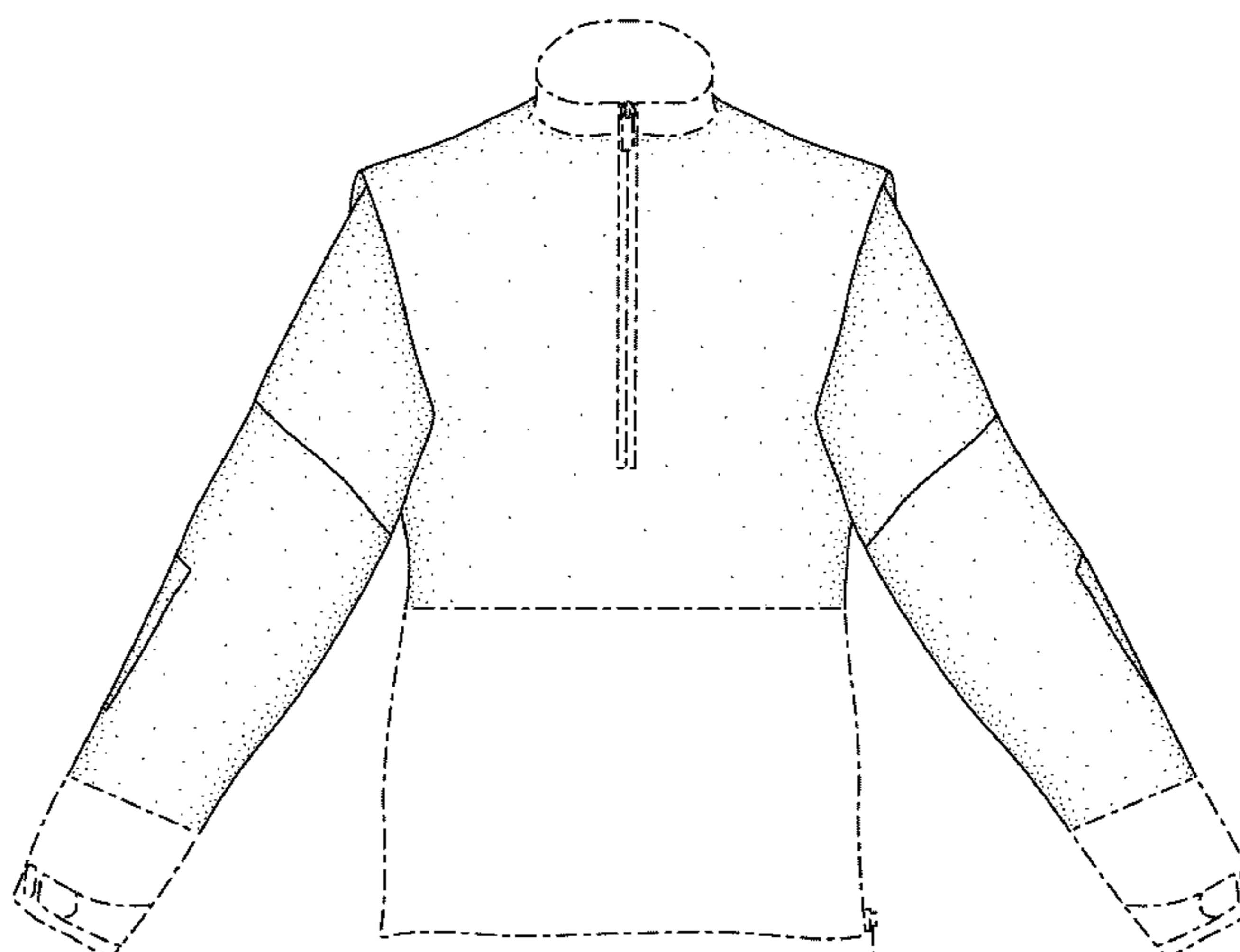
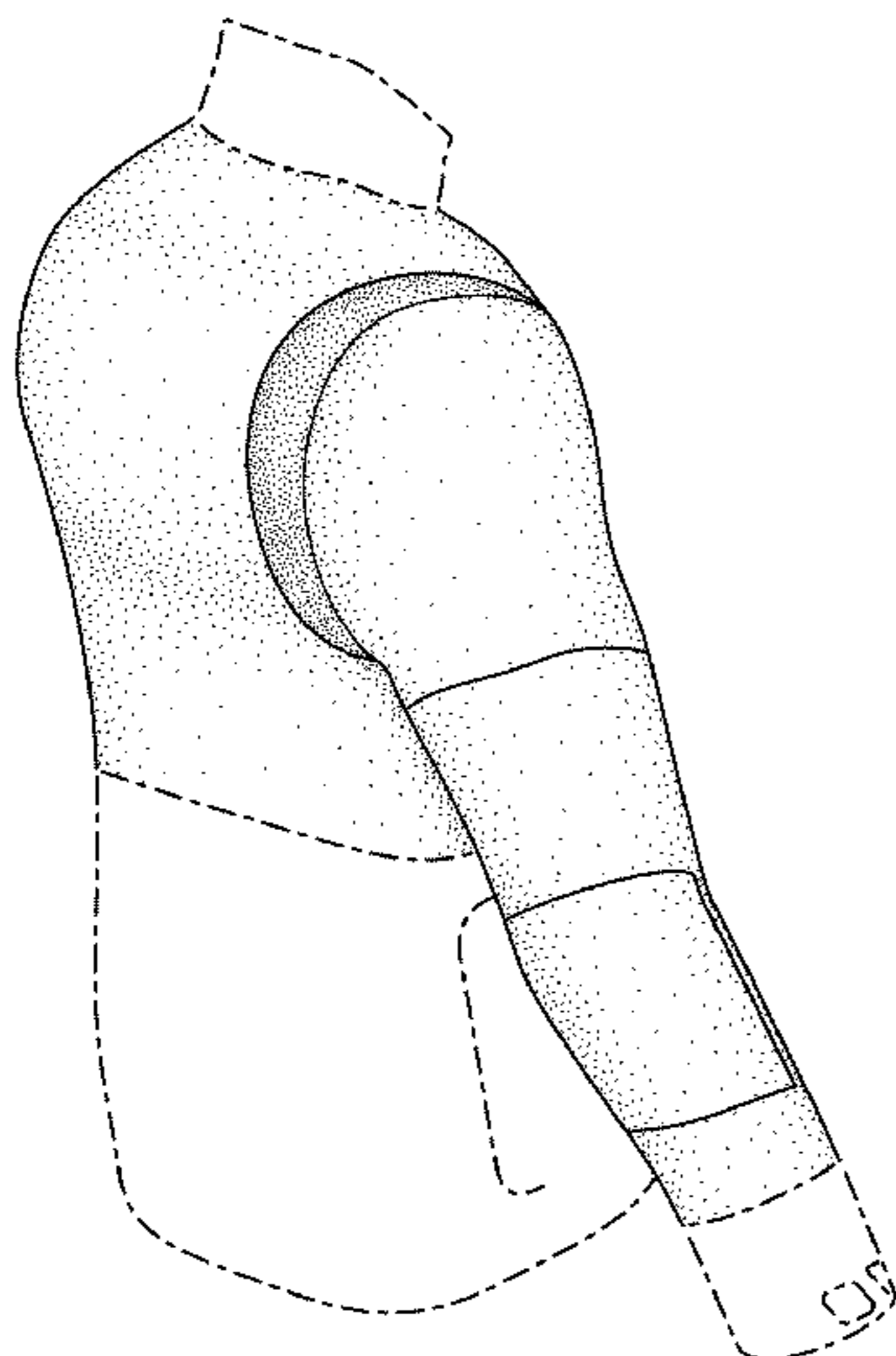
The ornamental design for a jacket, as shown and described.

DESCRIPTION

FIG. 1 is a rear perspective view of a jacket showing our new design in an in-use configuration;
FIG. 2 is a front view thereof;
FIG. 3 is a rear view thereof;
FIG. 4 is a right side view thereof;
FIG. 5 is a left side view thereof; and,
FIG. 6 is a top view thereof.

The darker areas of stippled shading shown in FIGS. 1, 4 and 5 represent a contrast in appearance only. The broken lines immediately adjacent to the shaded area represent unclaimed boundaries of the design. The broken lines showing the remainder of the jacket are for environmental purposes only and form no part of the claimed design.

1 Claim, 5 Drawing Sheets



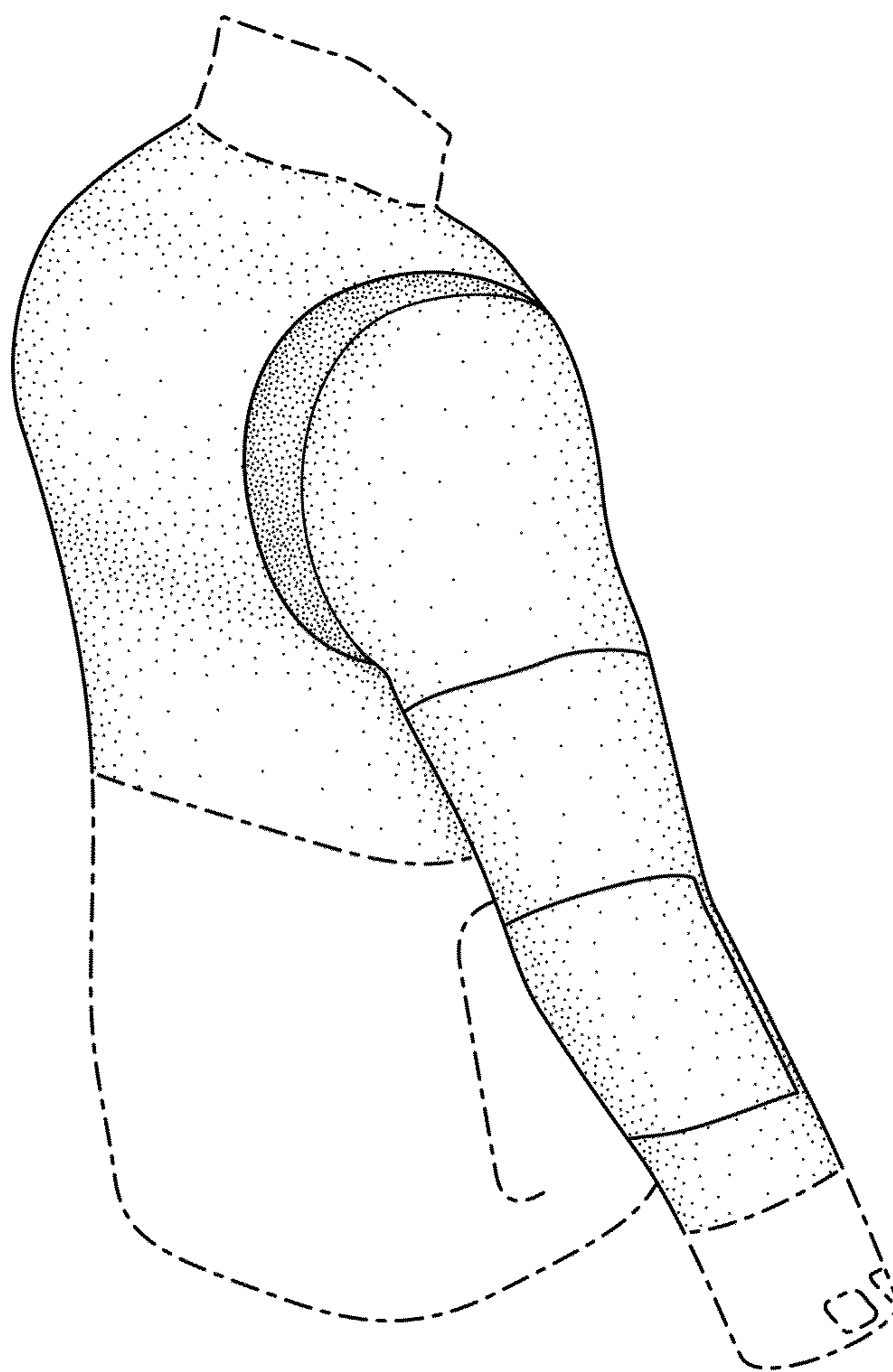


FIG. 1

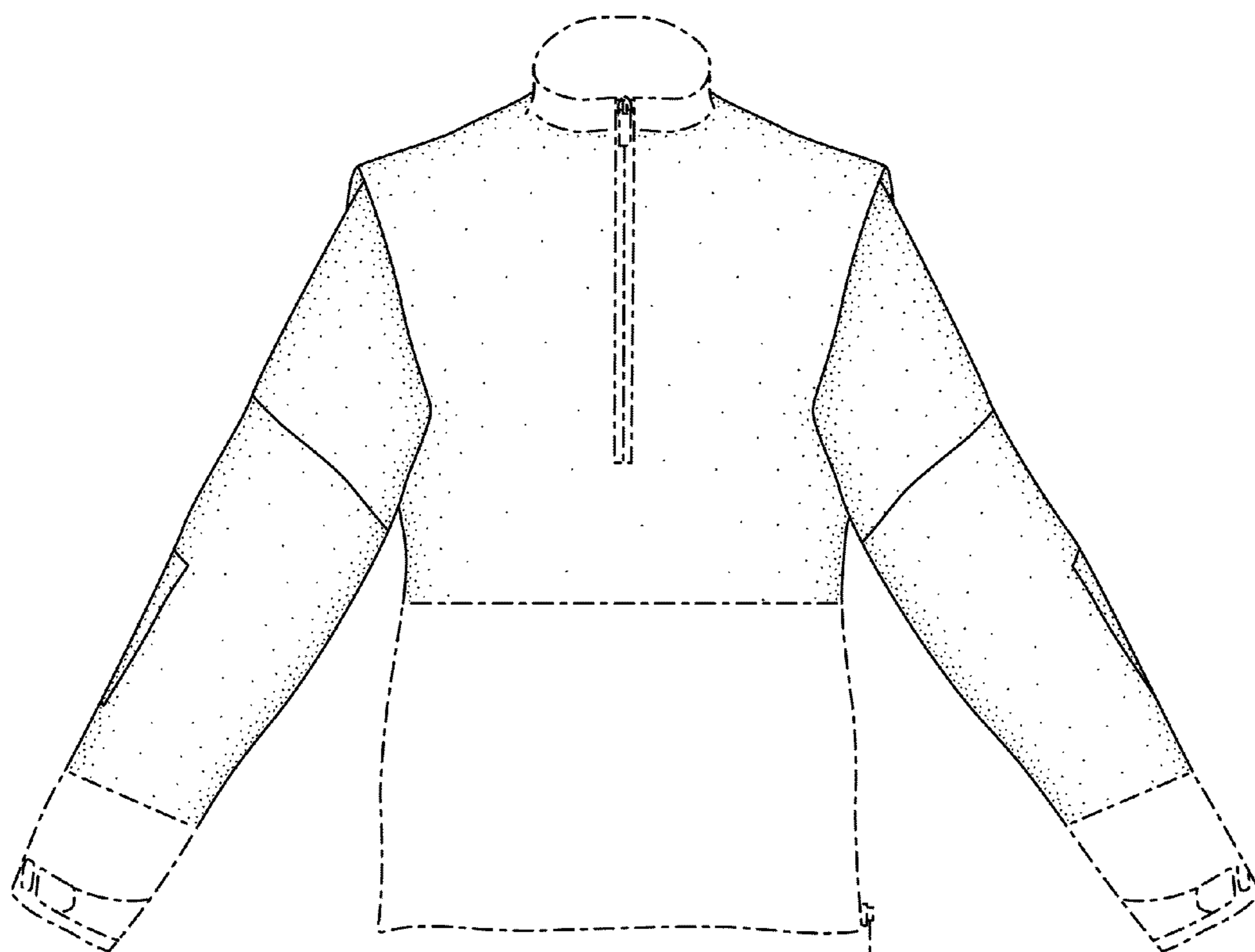


FIG. 2

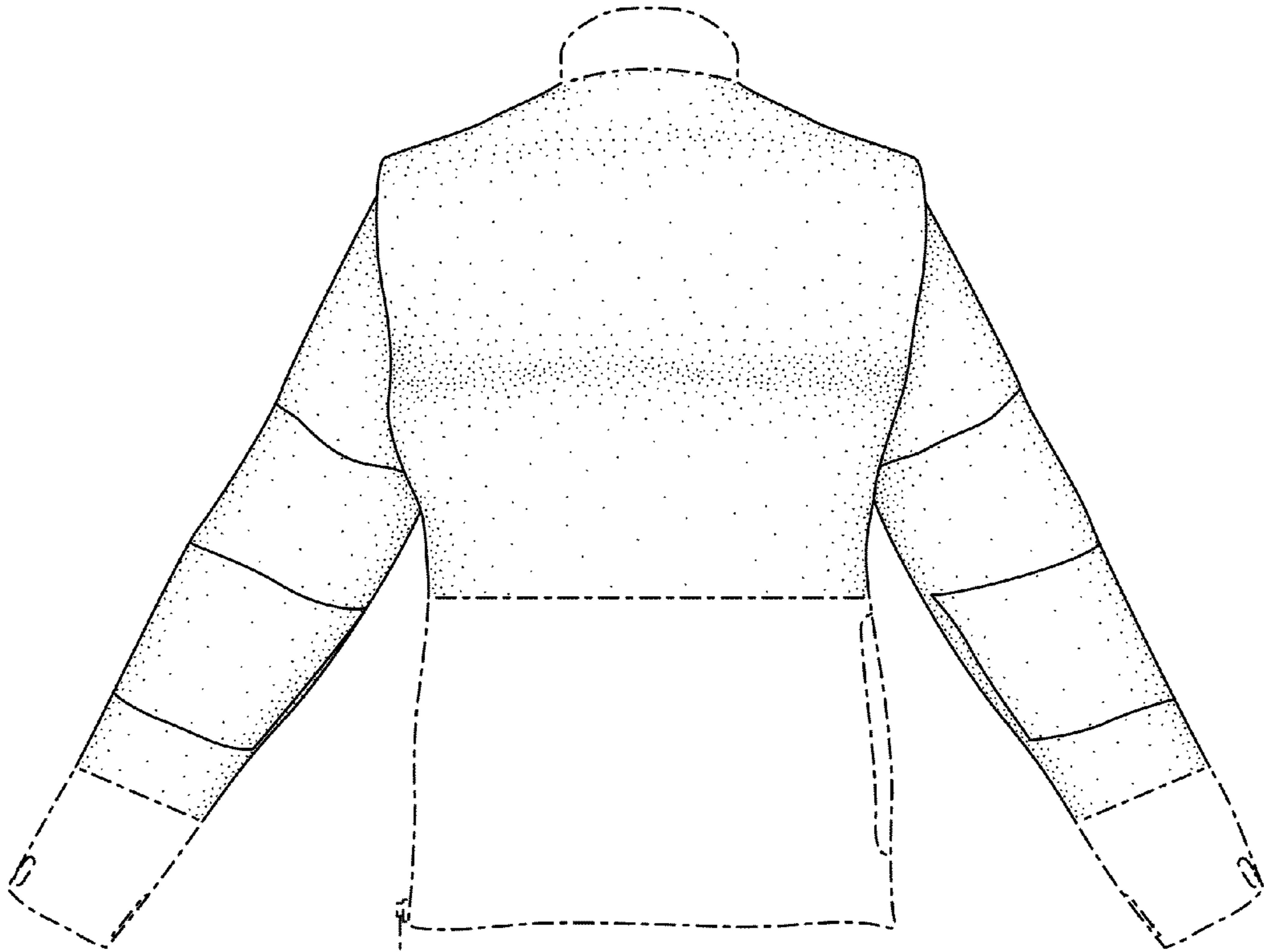


FIG. 3

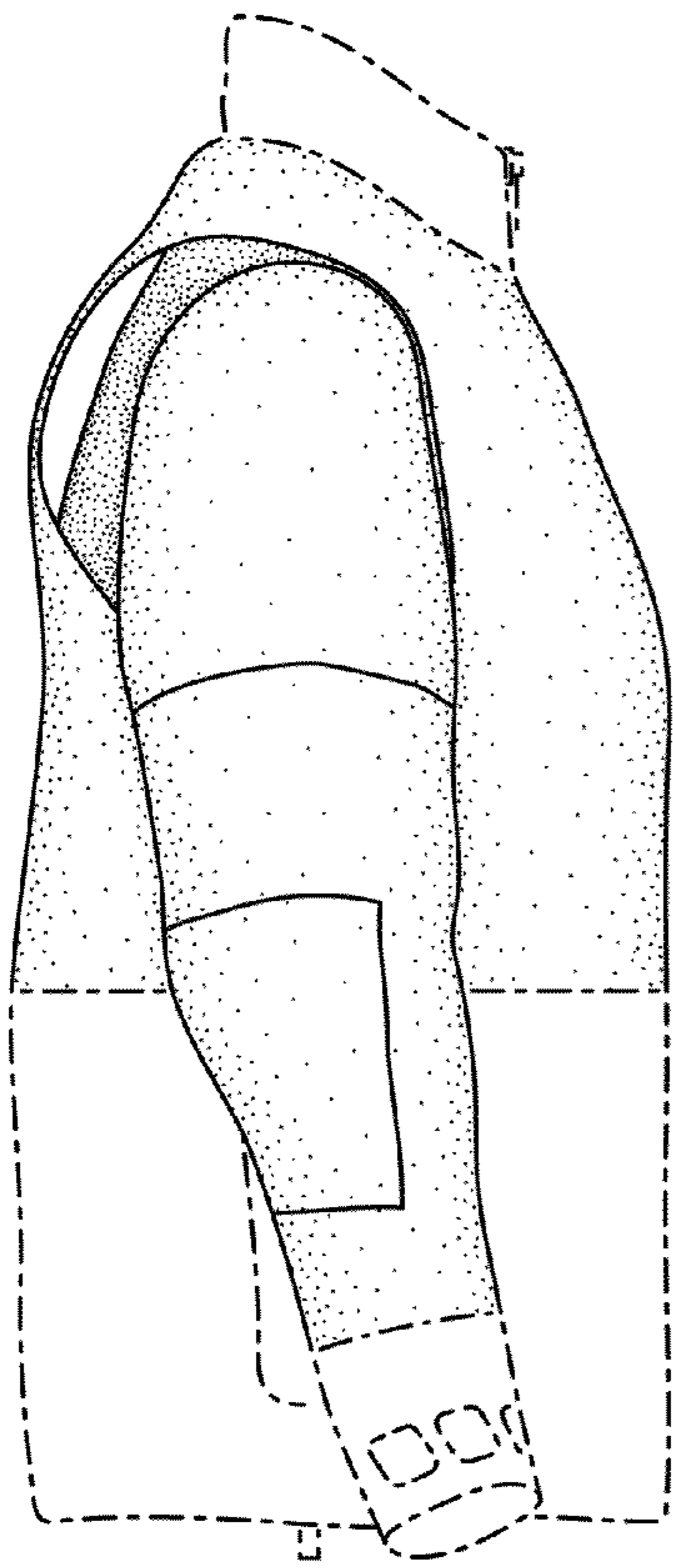


FIG. 4

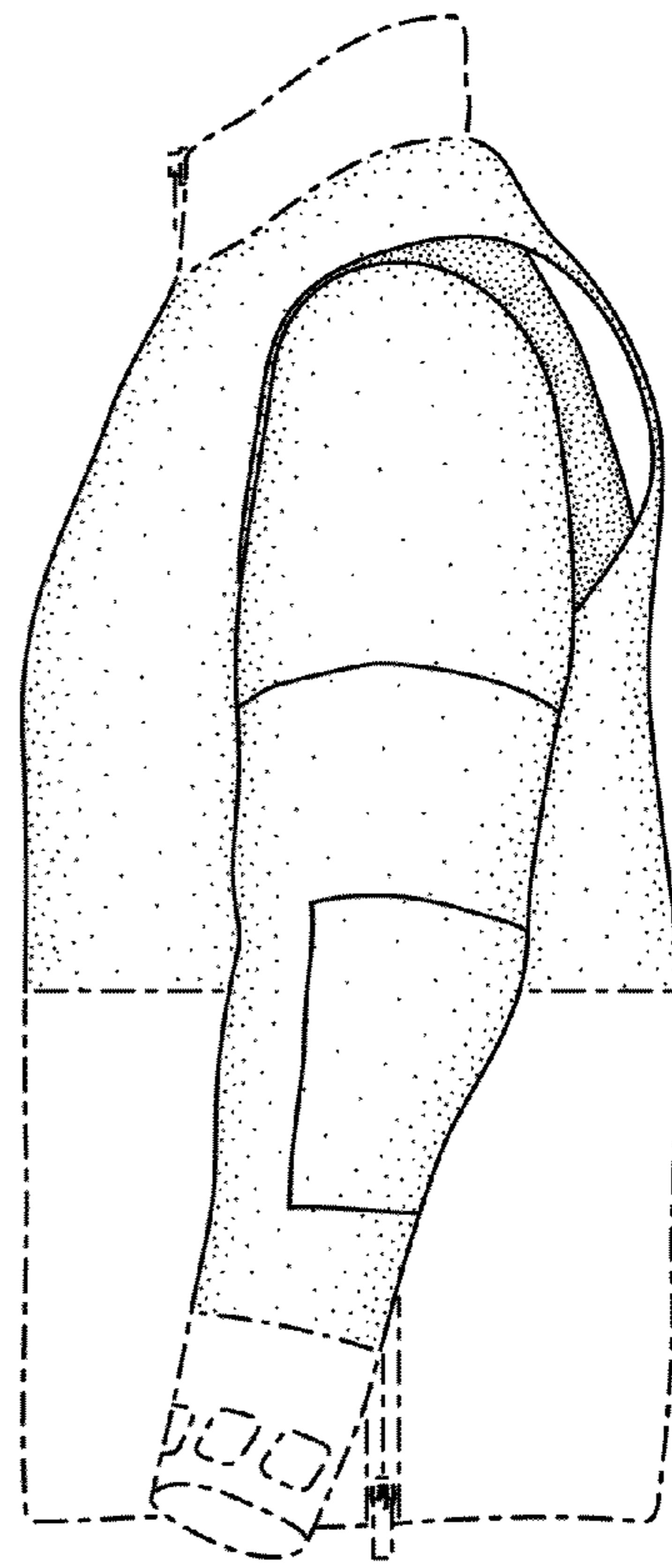


FIG. 5

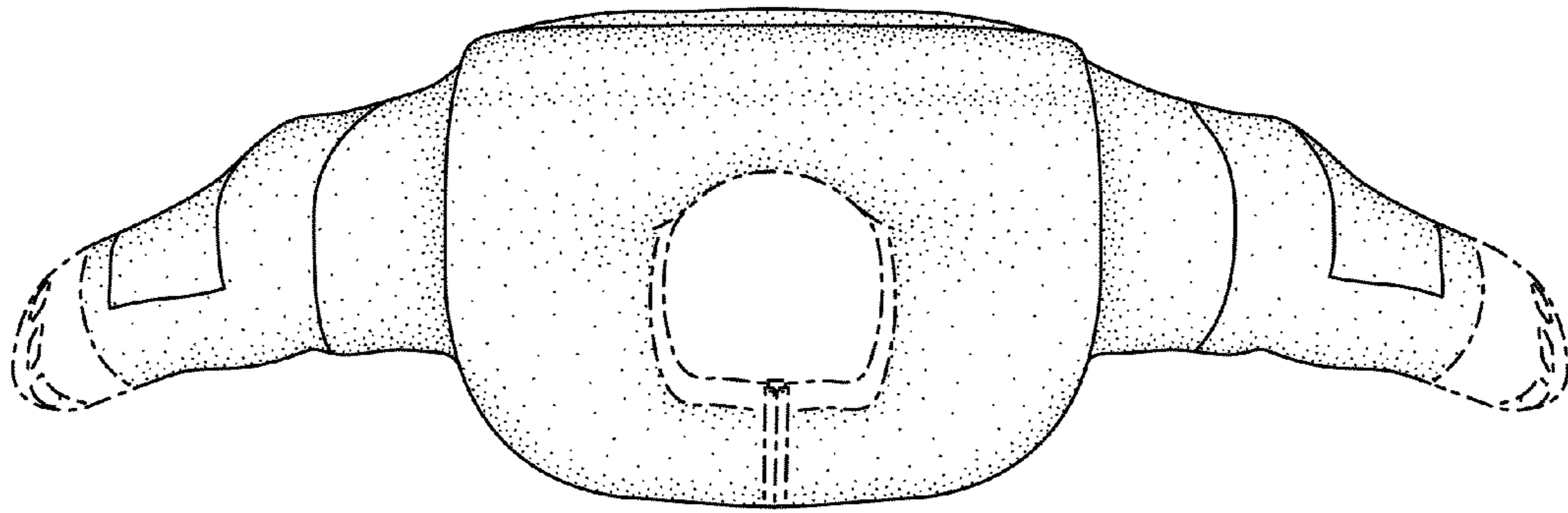


FIG. 6