

US00D693976S

(12) **United States Design Patent**  
**Wu et al.**

(10) **Patent No.:** **US D693,976 S**  
(45) **Date of Patent:** **\*\* Nov. 19, 2013**

(54) **FLOOR CLEANER UPRIGHT PORTION**

(71) Applicant: **BISSELL Homecare, Inc.**, Grand Rapids, MI (US)

(72) Inventors: **Wendy Hui Wu**, Guangdong (CN); **Lawrence Chun-Hei Chu**, Shenzhen (CN); **Gabriel Yik Kan Tam**, Hong Kong (CN); **Christopher John Reinke**, Saint Joseph, MI (US)

(73) Assignee: **BISSELL Homecare, Inc.**, Grand Rapids, MI (US)

(\*\*) Term: **14 Years**

(21) Appl. No.: **29/447,225**

(22) Filed: **Mar. 1, 2013**

(51) **LOC (9) Cl.** ..... **15-05**

(52) **U.S. Cl.**  
USPC ..... **D32/31**

(58) **Field of Classification Search**  
USPC ..... D32/1, 21-23, 31, 34; 15/353, 347, 15/410-412, 350, 351, 361, 329, 336, 345, 15/2, 320-321, 340.2; 55/337, 315, 55/DIG. 3, 459.1; 95/271  
See application file for complete search history.

(56) **References Cited**

**U.S. PATENT DOCUMENTS**

6,341,404 B1 \* 1/2002 Salo et al. .... 15/353  
D493,587 S \* 7/2004 Downey et al. .... D32/31

D509,934 S \* 9/2005 Santiago et al. .... D32/31  
D533,697 S \* 12/2006 Ikeno et al. .... D32/22  
D535,070 S \* 1/2007 Shin ..... D32/22  
D537,584 S \* 2/2007 Greene et al. .... D32/22  
D558,413 S \* 12/2007 Carr et al. .... D32/31  
D598,617 S \* 8/2009 Santiago ..... D32/31  
D609,415 S \* 2/2010 Hill et al. .... D32/31  
D610,317 S \* 2/2010 Lee et al. .... D32/22  
D610,318 S \* 2/2010 Shin ..... D32/22  
8,032,983 B2 \* 10/2011 Griffith et al. .... 15/347  
8,161,599 B2 \* 4/2012 Griffith et al. .... 15/353  
D662,270 S \* 6/2012 Kim ..... D32/22  
8,268,029 B2 \* 9/2012 Yoo ..... 55/337  
D670,047 S \* 10/2012 Santiago et al. .... D32/22  
2004/0211023 A1 \* 10/2004 Streciwilk ..... 15/351  
2007/0234687 A1 \* 10/2007 Ni ..... 55/337  
2010/0263163 A1 \* 10/2010 Han ..... 15/353

\* cited by examiner

*Primary Examiner* — Ruth McInroy

(74) *Attorney, Agent, or Firm* — McGarry Bair PC

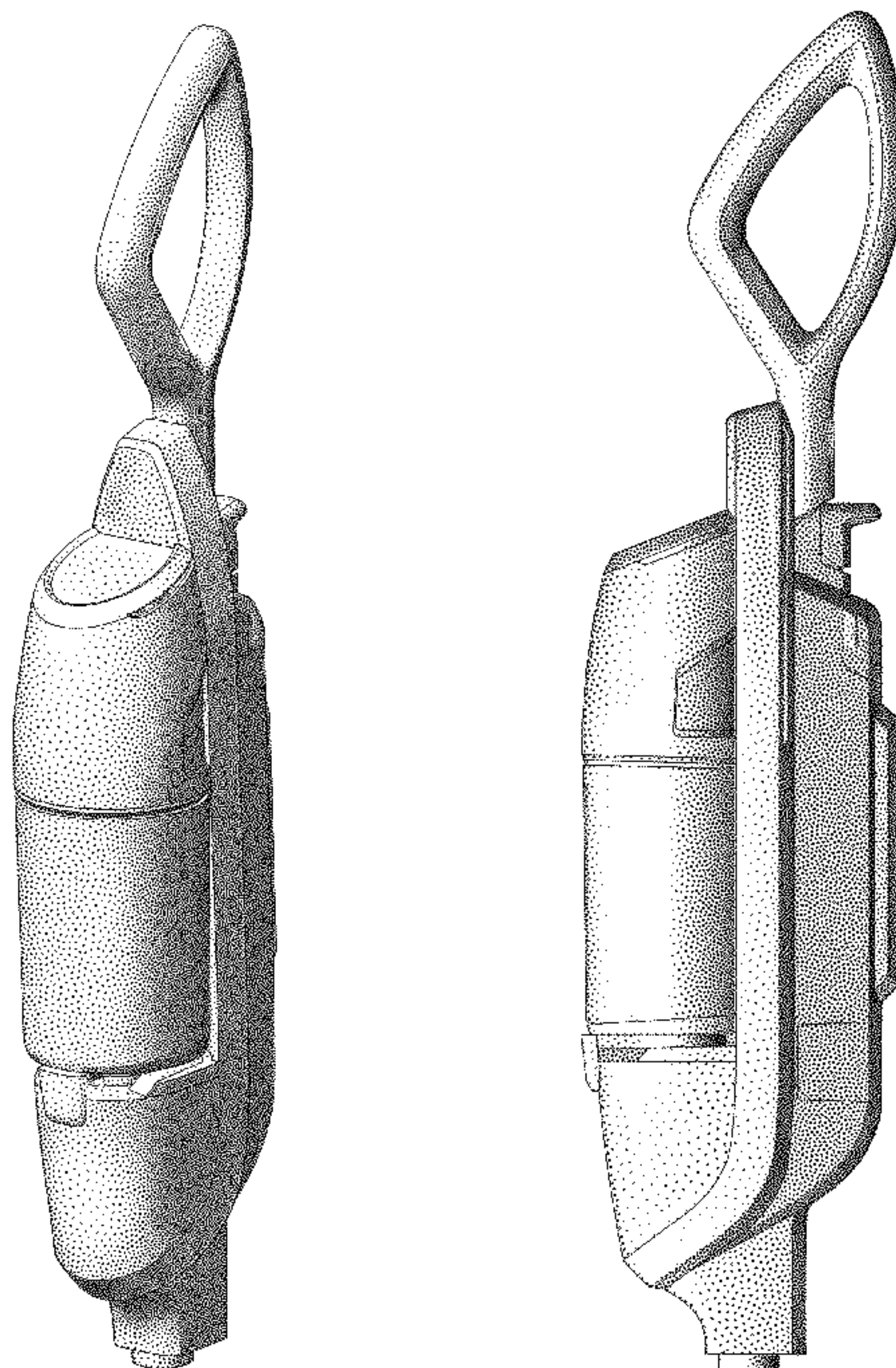
(57) **CLAIM**

The ornamental design for a floor cleaner upright portion, as shown and described.

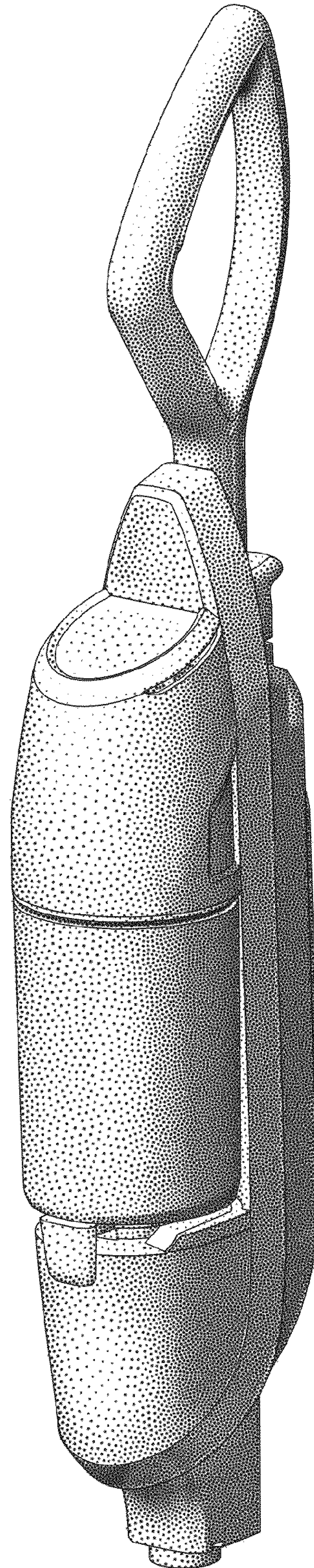
**DESCRIPTION**

FIG. 1 is a front and right side perspective view of a floor cleaner upright portion showing our new design;  
FIG. 2 is a front view thereof;  
FIG. 3 is a rear view thereof;  
FIG. 4 is a right side view thereof;  
FIG. 5 is a left side view thereof; and,  
FIG. 6 is a top view thereof.

**1 Claim, 4 Drawing Sheets**







**FIG. 1**






FIG. 2

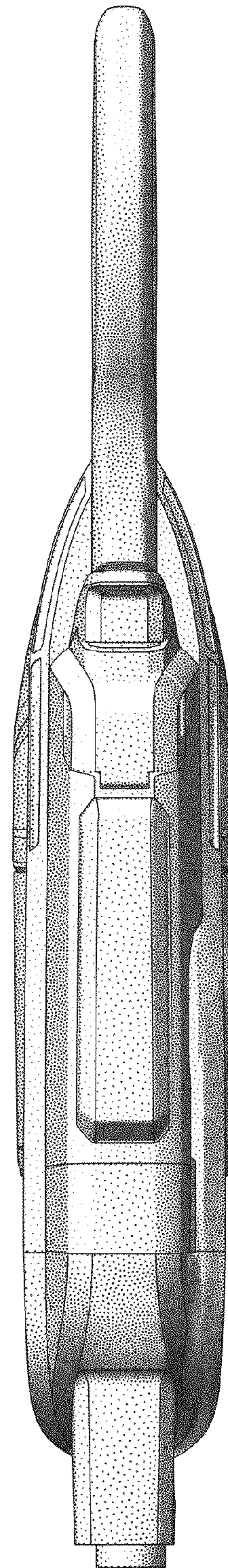


FIG. 3



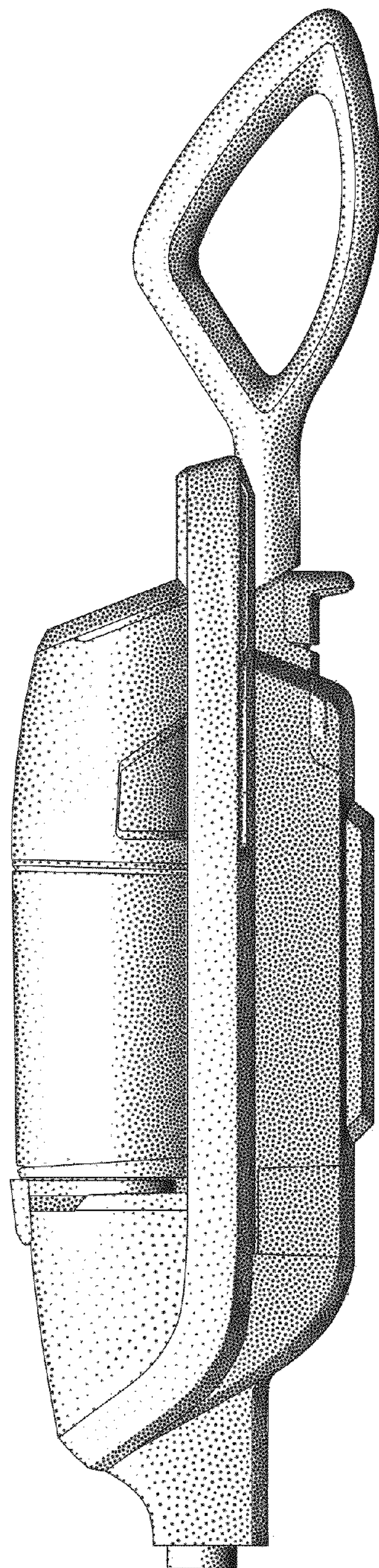


FIG. 4

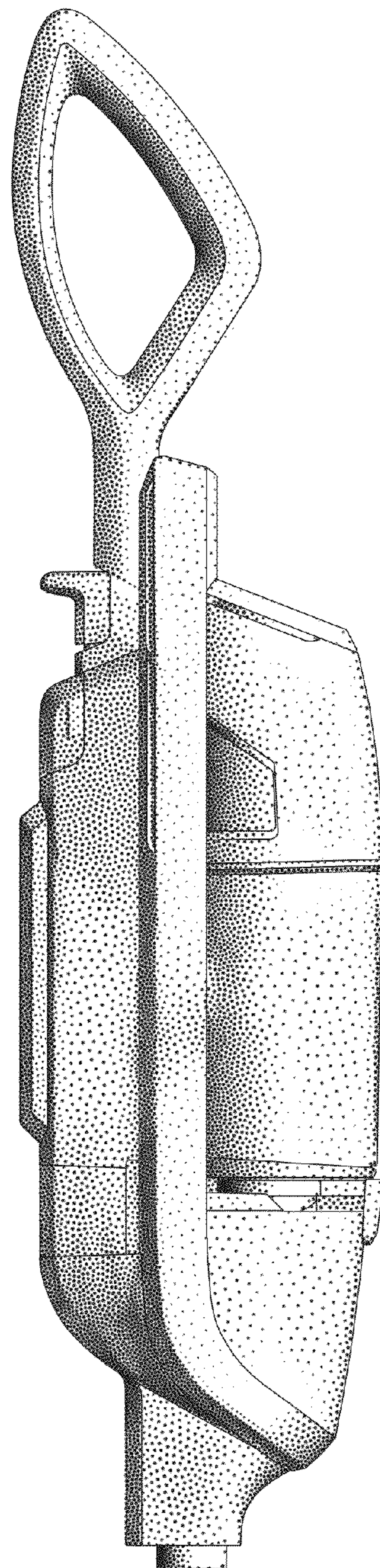
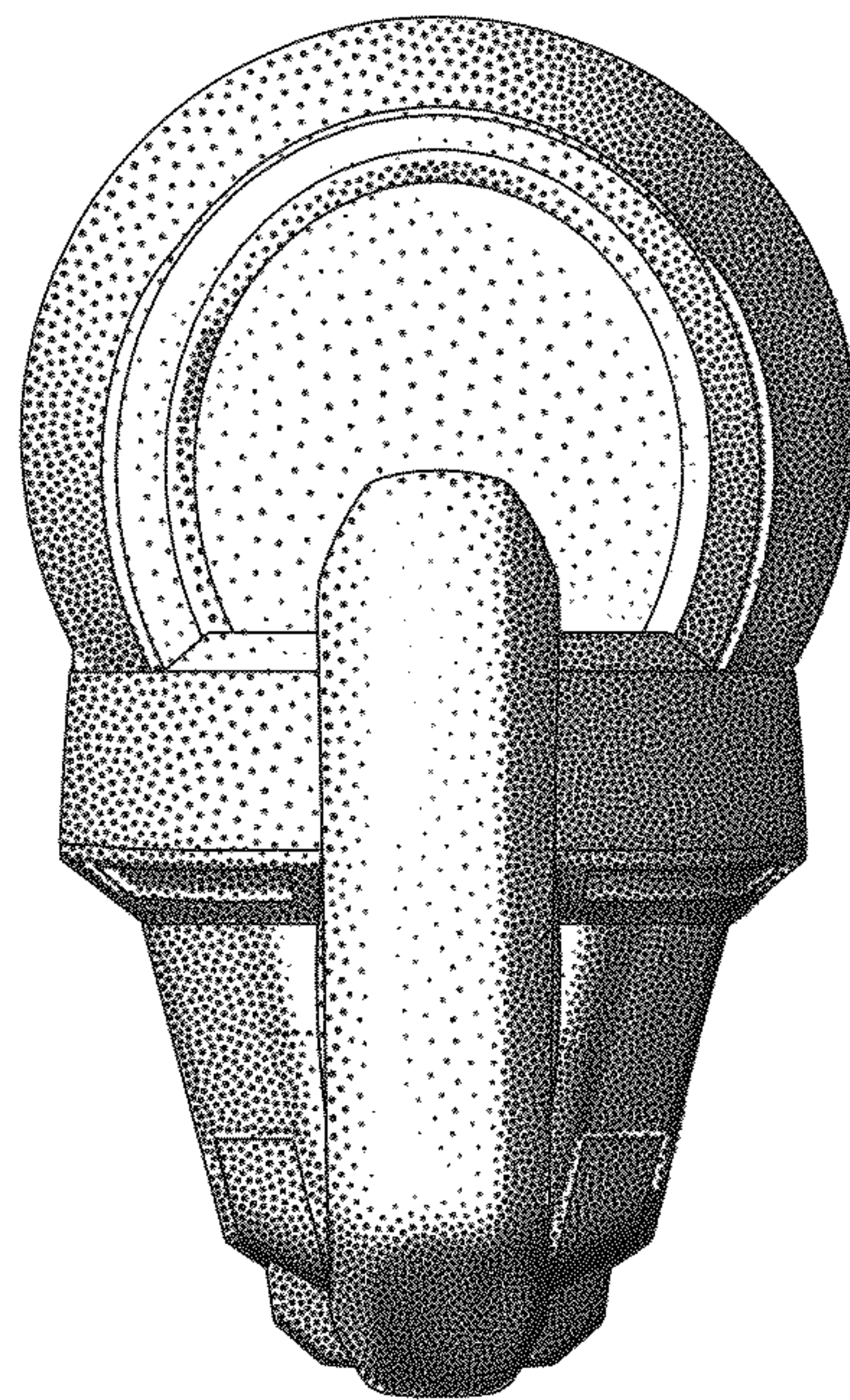


FIG. 5





**FIG. 6**