



US00D693970S

(12) **United States Design Patent**
Hao

(10) **Patent No.:** **US D693,970 S**

(45) **Date of Patent:** **** Nov. 19, 2013**

(54) **JOINT PROTECTOR FOR HORSES WITH SURFACE FEATURES**

(75) Inventor: **Tsou Meng Hao**, Zandhoven (BE)

(73) Assignee: **R & G Equipment N.V.**, Zandhoven (BE)

(**) Term: **14 Years**

(21) Appl. No.: **29/416,993**

(22) Filed: **Mar. 29, 2012**

(30) **Foreign Application Priority Data**

Feb. 10, 2012 (EP) 001989955-0001
Feb. 10, 2012 (EP) 001989955-0002

(51) **LOC (9) Cl.** **30-01**

(52) **U.S. Cl.**
USPC **D30/146; D30/144**

(58) **Field of Classification Search**
USPC D30/134, 144, 145, 146, 151, 152;
D24/190, 192, 200, 206; D2/896, 909,
D2/910, 911, 912; D29/120.1, 121.1,
D29/121.2; 2/22, 24; 54/65, 82; 119/850,
119/856; 600/15; 602/5, 6, 12, 16, 27, 75
See application file for complete search history.

(56) **References Cited**

U.S. PATENT DOCUMENTS

126,479 A * 5/1872 Murray et al. 54/82
290,096 A * 12/1883 O'Brien 54/82
809,276 A * 1/1906 Aulton 54/65
1,899,471 A * 2/1933 Meyer 54/82
2,512,925 A * 6/1950 Eggeman 54/82

4,044,760 A * 8/1977 Pontarella 602/7
4,099,269 A * 7/1978 Porner 2/16
4,342,185 A * 8/1982 Pellew 54/82
4,470,411 A * 9/1984 Hoyt, Jr. 602/62
5,226,191 A * 7/1993 Mitchell 2/24
5,307,521 A * 5/1994 Davis 2/22
5,363,632 A * 11/1994 Armato 54/82
5,389,061 A * 2/1995 Nor 600/15
D403,071 S * 12/1998 Biedermann et al. D24/190
6,105,164 A * 8/2000 Huang 2/22
6,151,873 A * 11/2000 Rogers 54/82
D581,605 S * 11/2008 Schmucker D30/146
D591,461 S * 4/2009 McEwan D30/146
D595,016 S * 6/2009 Menegon D30/146
7,559,910 B2 * 7/2009 Daly 602/16
D618,401 S * 6/2010 Menegon D30/146

* cited by examiner

Primary Examiner — Caron D Veynar

Assistant Examiner — Martie K Holtje

(74) *Attorney, Agent, or Firm* — Clifford D. Hyra; Symbus Law Group, LLC

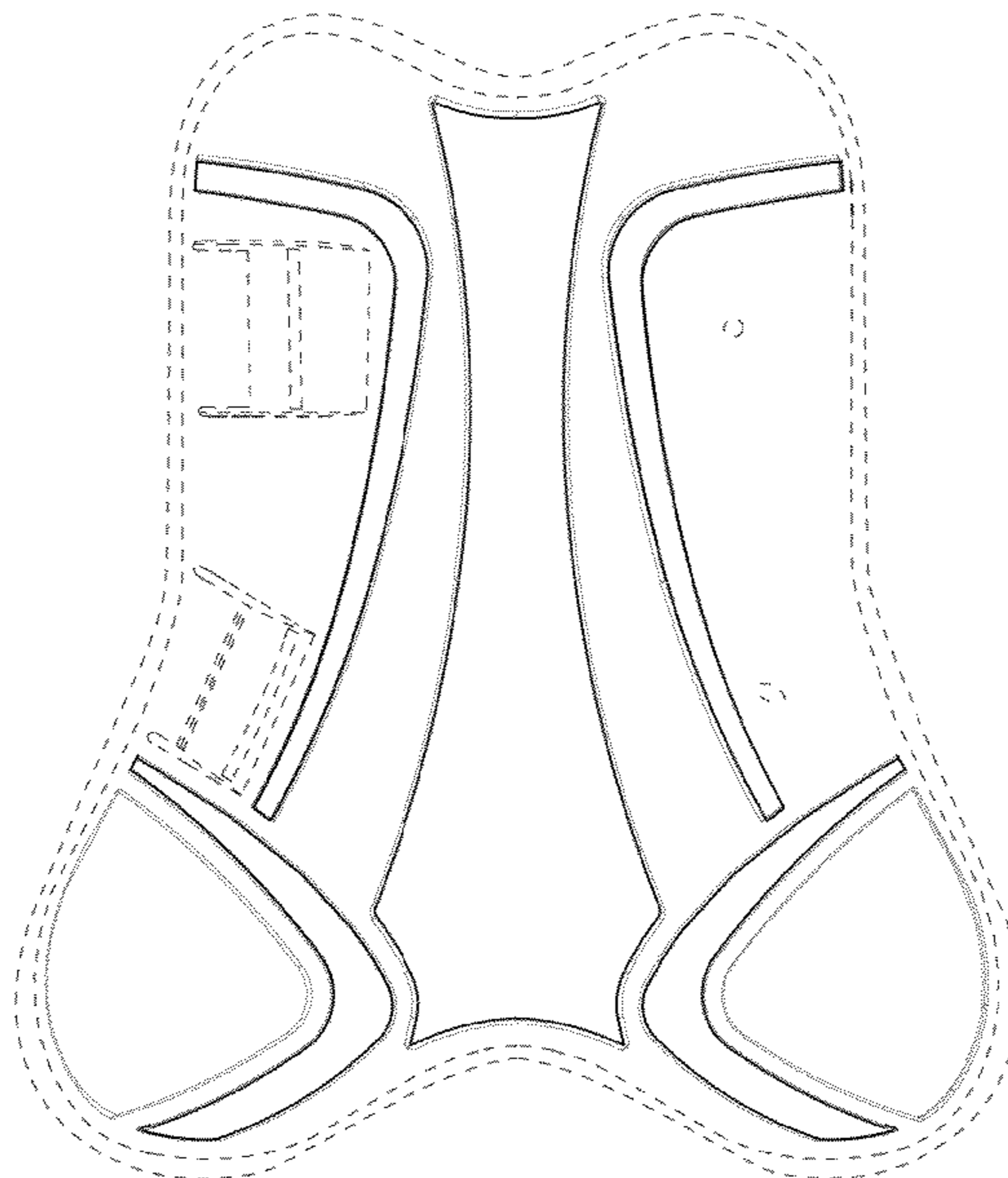
(57) **CLAIM**

The ornamental design for joint protector for horses with surface features, as shown and described.

DESCRIPTION

FIG. 1 is a front elevational view of surface features for joint protectors for horses showing my new design;
FIG. 2 is a right side perspective view, the opposite side being a mirror image thereof; and,
FIG. 3 is a bottom left perspective view thereof.
The broken line showing of structural elements is included for the purpose of illustrating environment that forms no part of the claimed design.

1 Claim, 2 Drawing Sheets



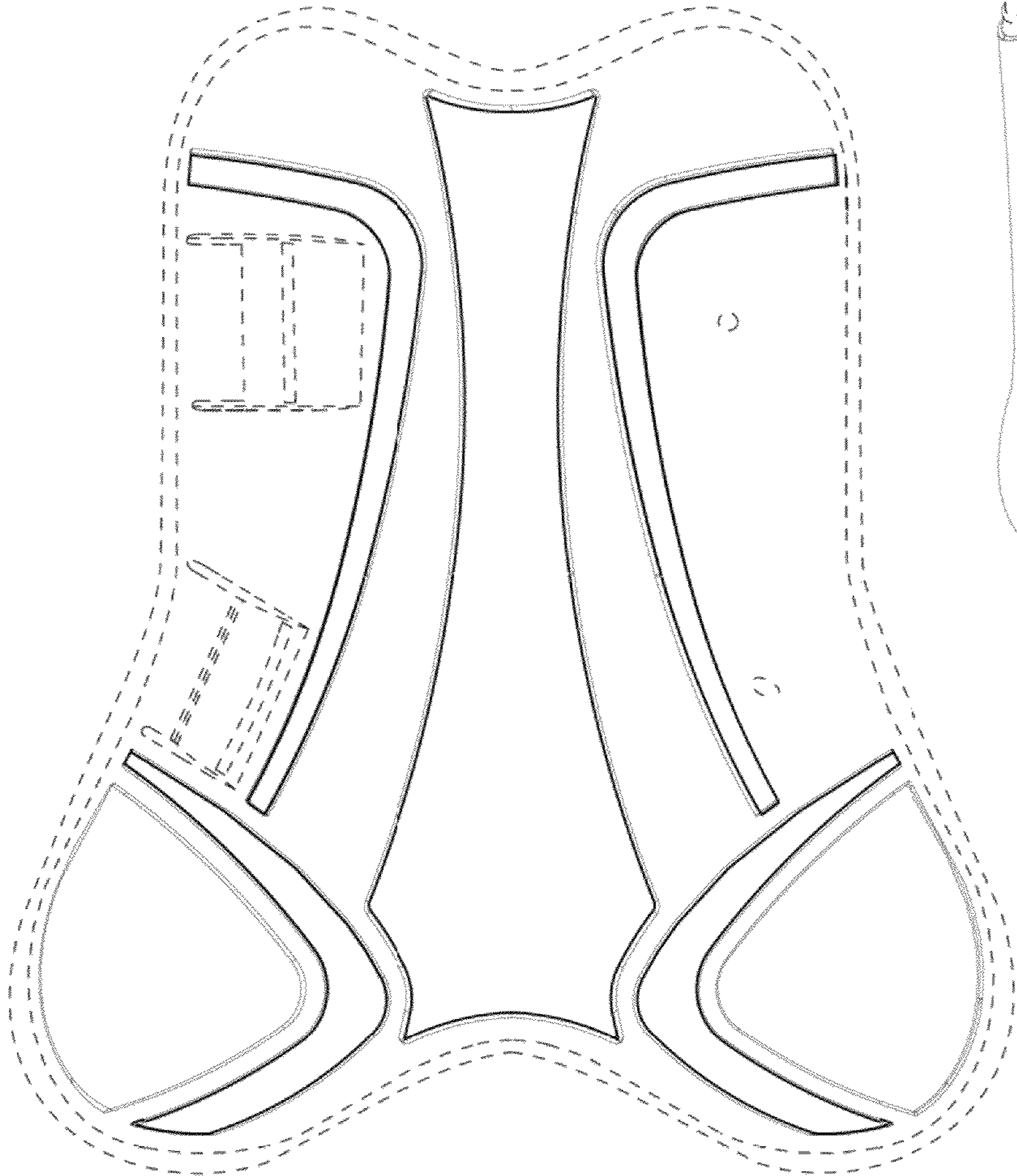


FIG. 1

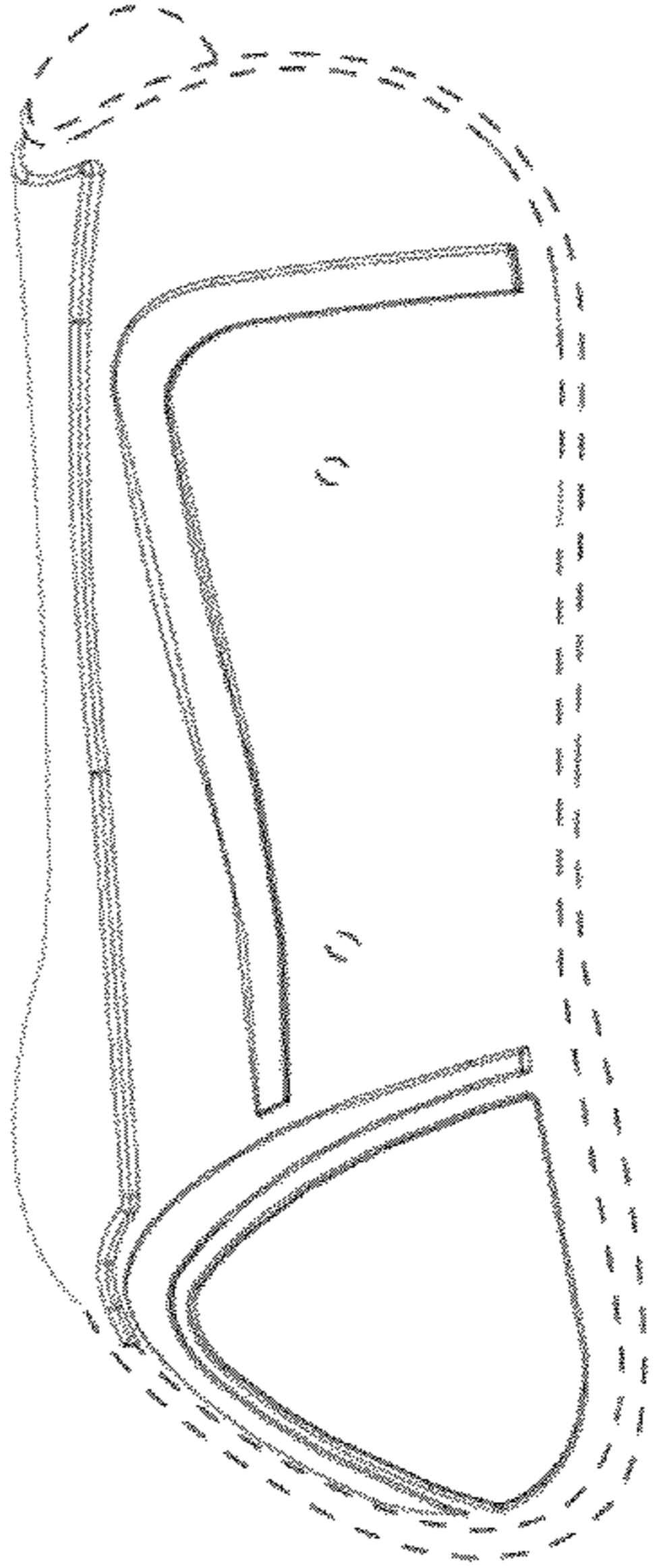


FIG. 2

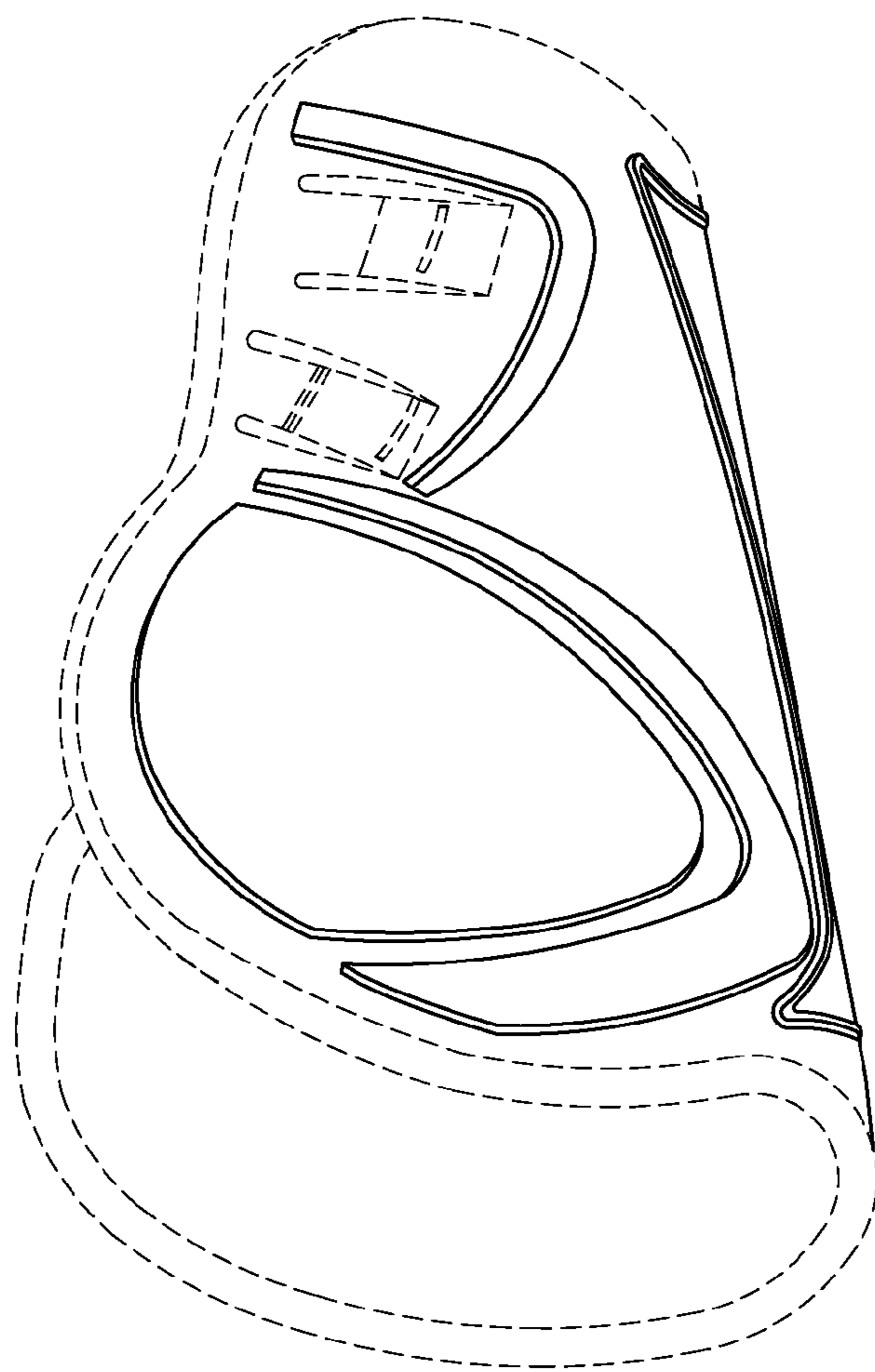


FIG. 3