

US00D693967S

(12) **United States Design Patent**  
**Gill**

(10) **Patent No.:** **US D693,967 S**

(45) **Date of Patent:** **\*\* Nov. 19, 2013**

(54) **SIMULATIVE EARPIECE**

(71) Applicant: **Jagvinder Gill**, San Luis Obispo, CA  
(US)

(72) Inventor: **Jagvinder Gill**, San Luis Obispo, CA  
(US)

(\*\*) Term: **14 Years**

(21) Appl. No.: **29/442,014**

(22) Filed: **Nov. 13, 2012**

**Related U.S. Application Data**

(63) Continuation-in-part of application No. 29/388,296,  
filed on Mar. 28, 2011, now abandoned.

(51) **LOC (9) Cl.** ..... **02-03**

(52) **U.S. Cl.**  
USPC ..... **D29/112**

(58) **Field of Classification Search**  
USPC ..... D14/143; D29/108, 112, 122; 2/174,  
2/209, 410; 128/866

See application file for complete search history.

(56) **References Cited**

**U.S. PATENT DOCUMENTS**

177,755	A	5/1876	Sedgwick	
243,168	A	6/1881	Spitz	
280,005	A	6/1883	Beard et al.	
1,066,511	A	7/1913	Markoff	
1,368,895	A	2/1921	Leopoldo	
1,651,650	A	12/1927	Walsh	
1,988,011	A	1/1935	Mordicha	
2,111,147	A	3/1938	Abtone	
2,439,289	A	4/1948	Fanslow	
2,570,675	A	10/1951	Morris	
2,712,134	A	7/1955	Cyr	
2,727,245	A	12/1955	Suggs	
3,452,365	A	7/1969	Wallace	
3,525,103	A	8/1970	Yonan	
3,807,526	A	4/1974	Sygnator	
D267,286	S *	12/1982	Anderie	..... D29/112

4,670,911	A *	6/1987	Dunford	..... 2/209
D311,074	S	10/1990	Scott et al.	
D313,370	S	1/1991	Steiner	
D443,730	S *	6/2001	Tsujino	..... D29/112
D443,955	S *	6/2001	Tsujino	..... D29/112
D613,459	S	4/2010	Bywater	
D620,645	S	7/2010	Russo et al.	
7,865,974	B1	1/2011	Heller	
D632,438	S *	2/2011	Franklin	..... D29/112
D674,081	S *	1/2013	Omura et al.	..... D24/106

**OTHER PUBLICATIONS**

Final office action from U.S. Appl. No. 29/388,296 mailed Jul. 10,  
2012 (6 pages).  
Gill; U.S. Appl. No. 29/388,296, filed Mar. 28, 2011 (5 pages).

(Continued)

*Primary Examiner* — Karen E Eldridge Powers

(74) *Attorney, Agent, or Firm* — Fitch, Even, Tabin &  
Flannery LLP

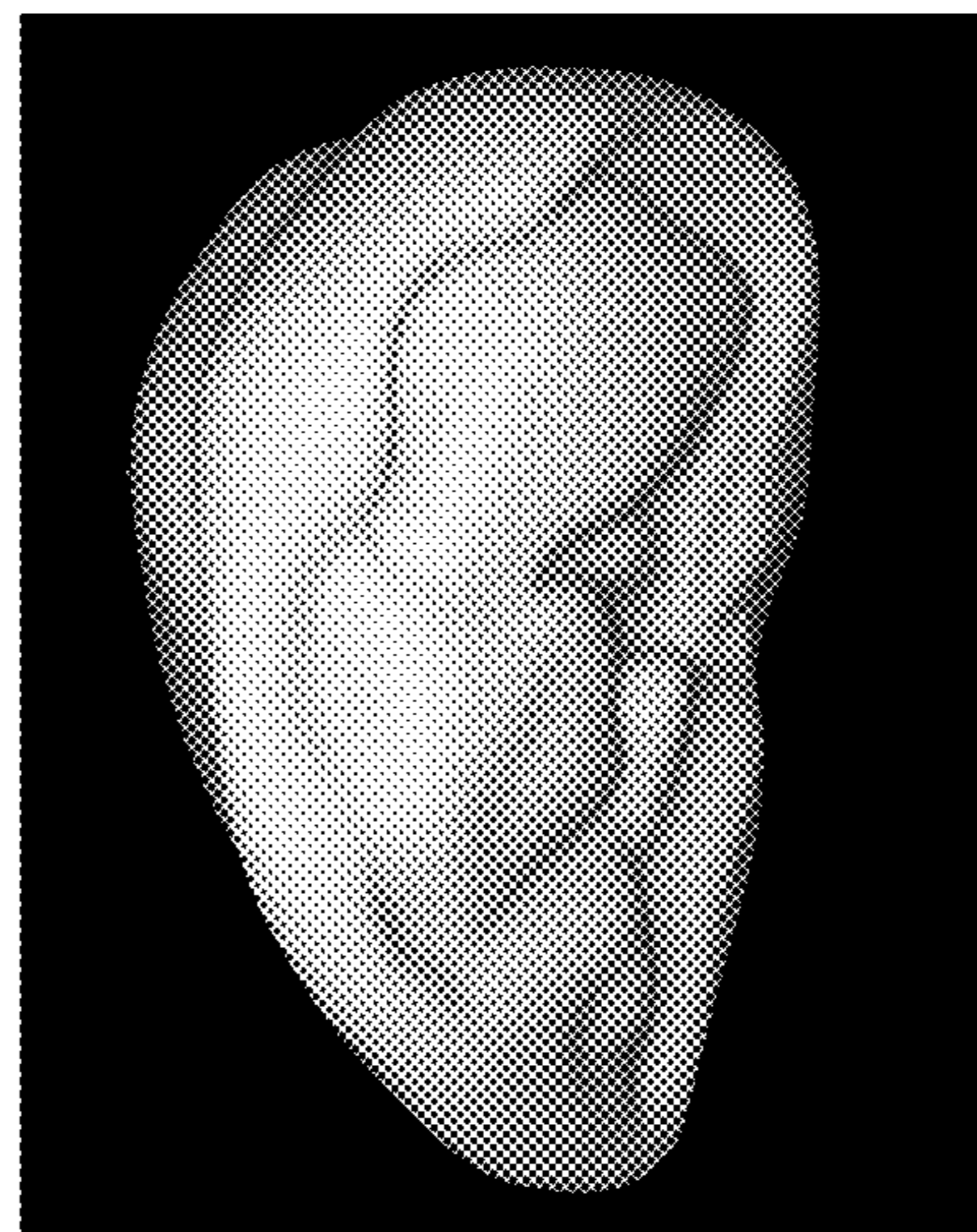
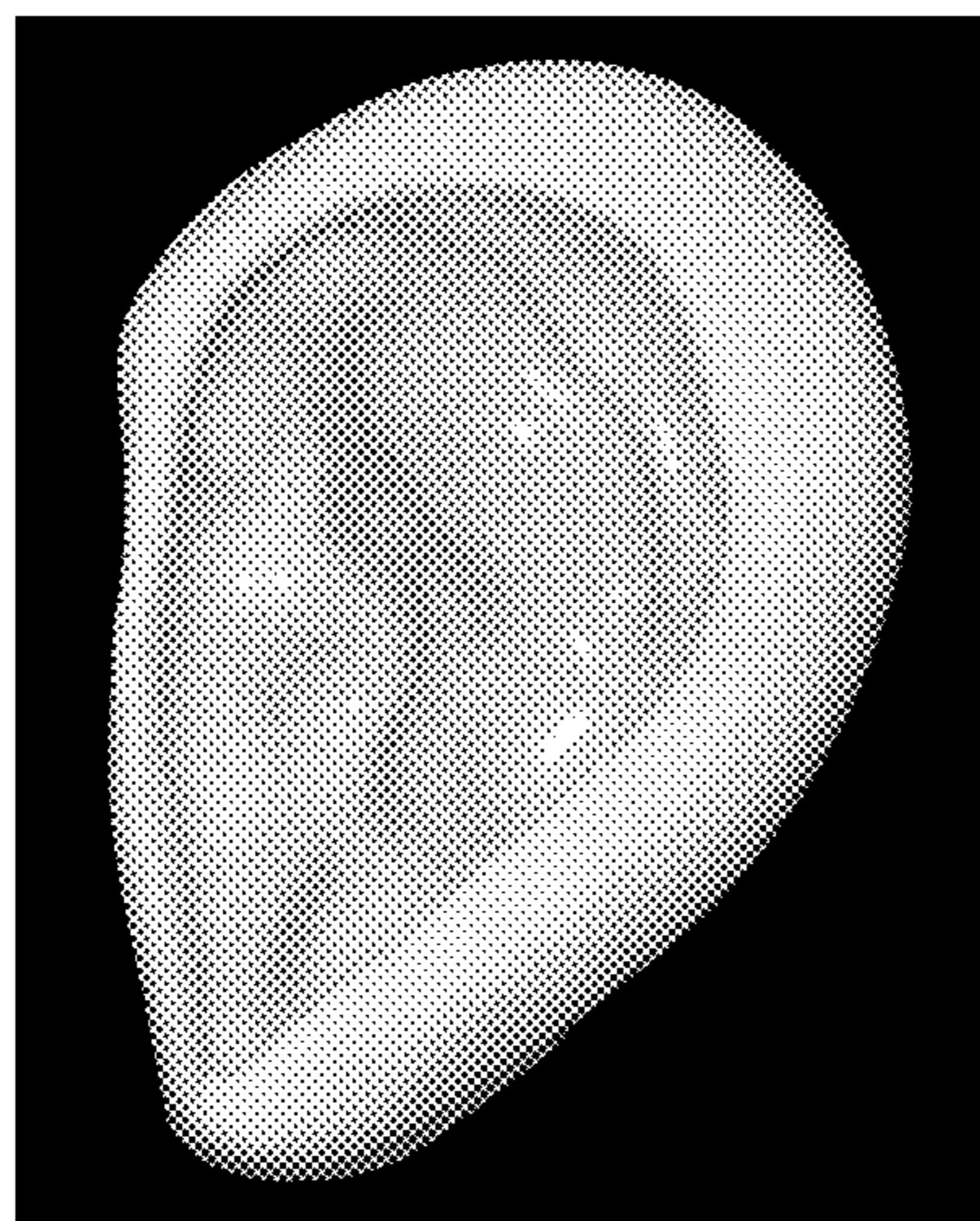
(57) **CLAIM**

The ornamental design for a simulative earpiece, as shown  
and described.

**DESCRIPTION**

FIG. 1 is a frontal elevational view of a simulative earpiece  
showing the design;  
FIG. 2 is a left side view of the simulative earpiece of FIG. 1  
showing the design;  
FIG. 3 is a right side view of the simulative earpiece of FIG.  
1 showing the design;  
FIG. 4 is a frontal perspective view of the simulative earpiece  
of FIG. 1 showing the design;  
FIG. 5 is a rear elevational view of the simulative earpiece of  
FIG. 1 showing the design;  
FIG. 6 is a top plan view of the simulative earpiece of FIG. 1  
showing the design; and,  
FIG. 7 is a bottom plan view of the simulative earpiece of FIG.  
1 showing the design.

**1 Claim, 7 Drawing Sheets**



(56)

**References Cited**

OTHER PUBLICATIONS

Non-final office action from U.S. Appl. No. 29/388,296 mailed Jun. 5, 2012 (13 pages).

Novelty Hearing Aids—Over The Hill Giant Ears, Find Me A Gift; <http://www.find-me-a-gift.co.uk/gifts/massive-ears-joke-hearing-aid.html>; downloaded Jun. 3, 2012, (3 pages).

\* cited by examiner



**Fig. 1**

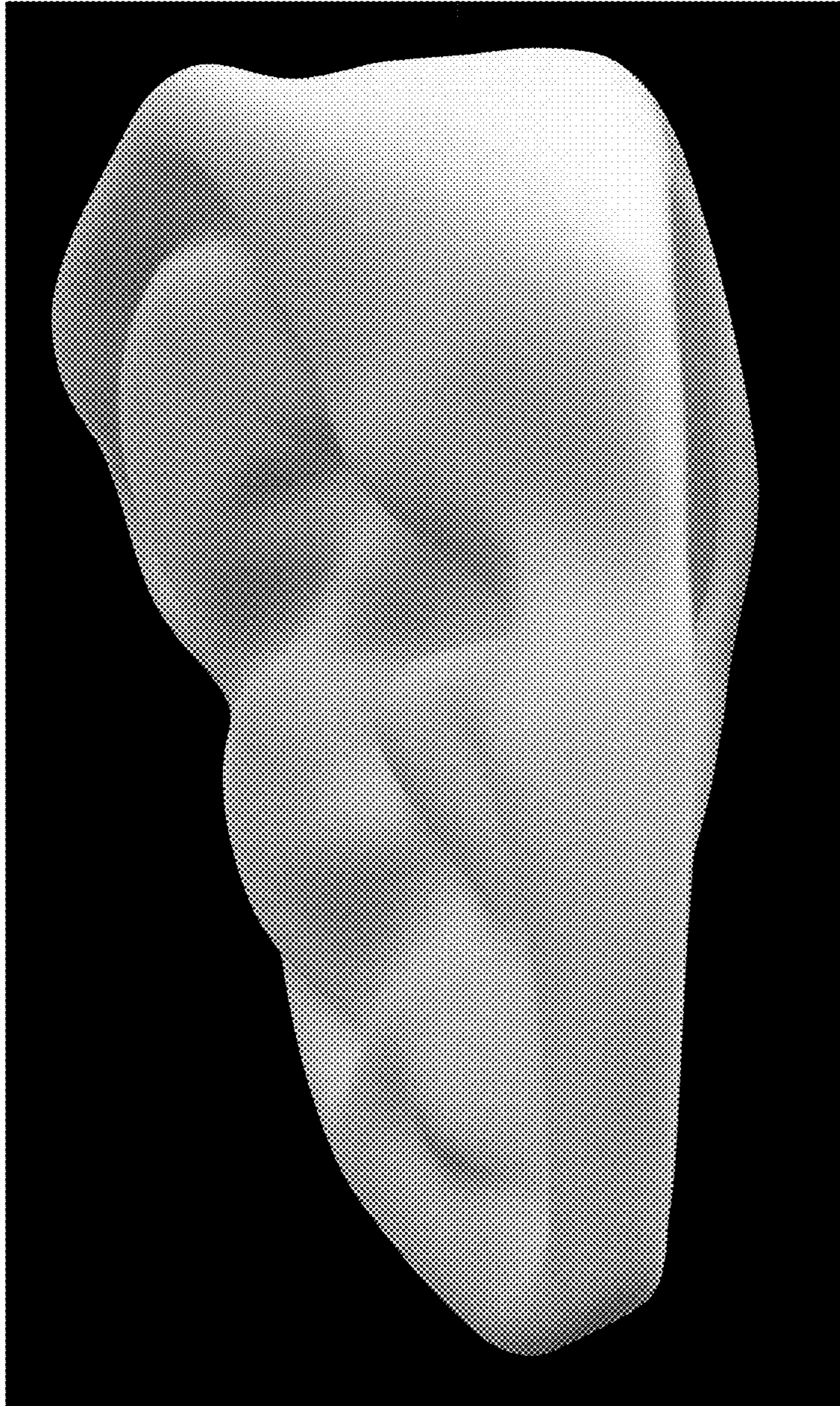


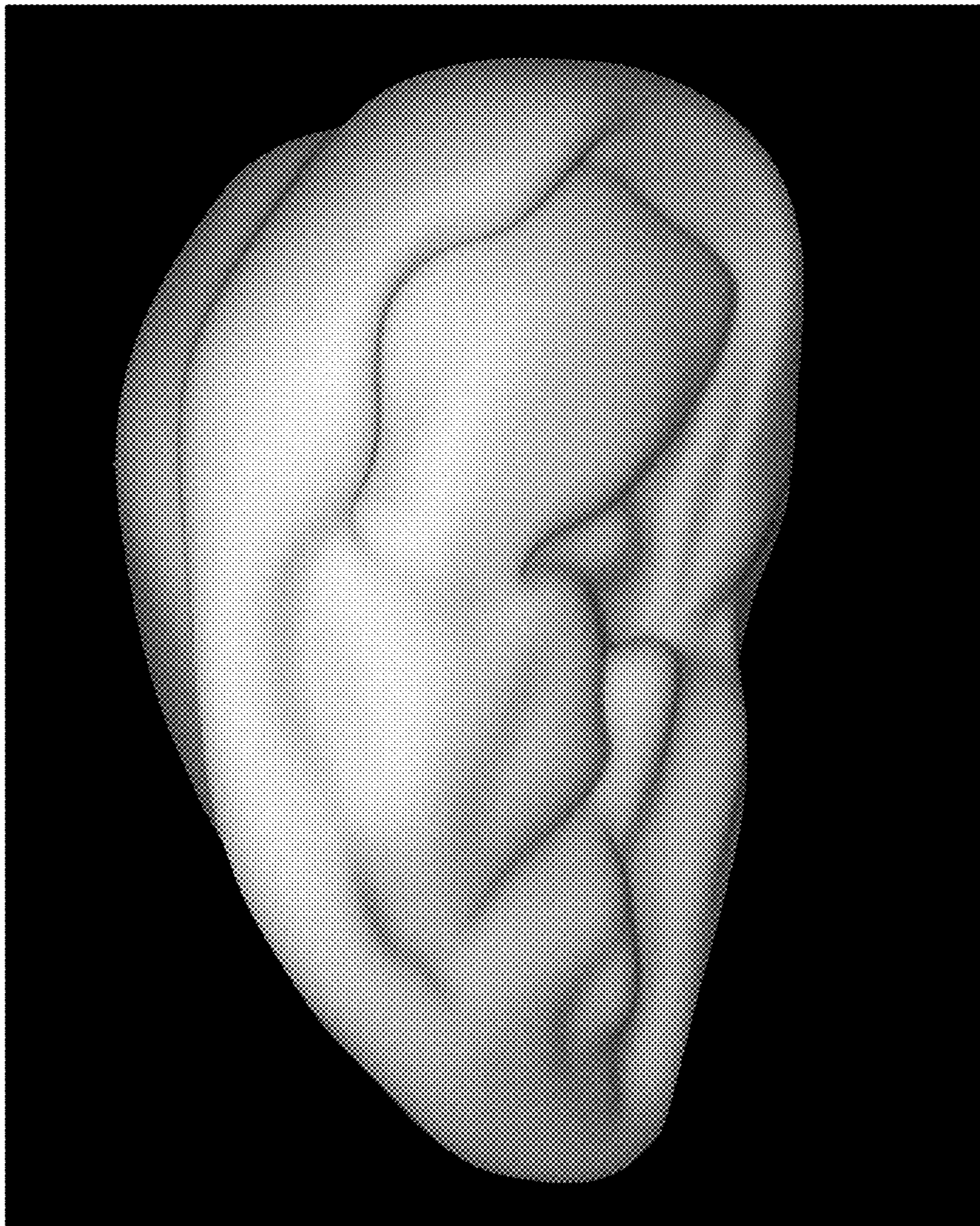


Fig. 2



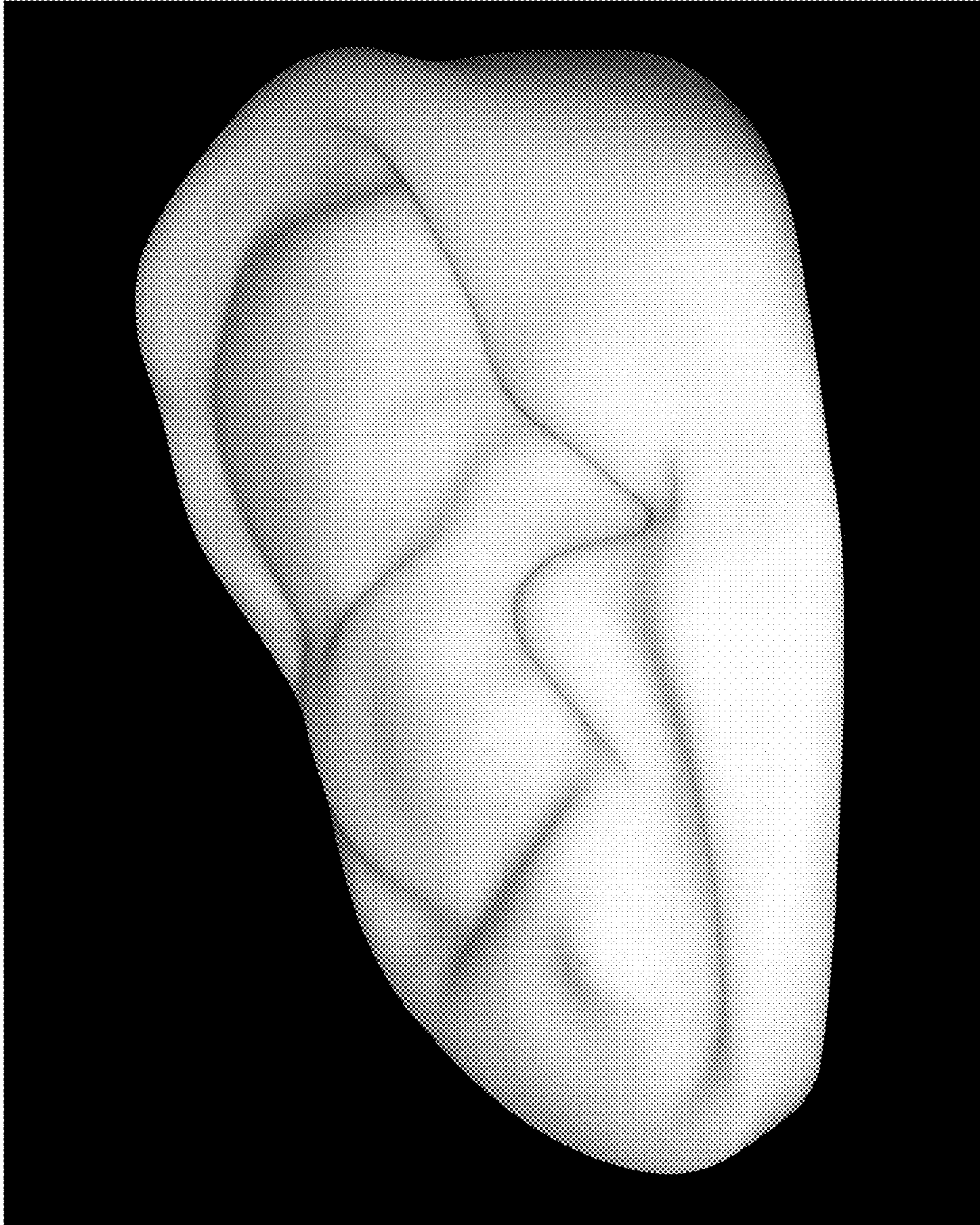


Fig. 3





**Fig. 4**



**Fig. 5**





**Fig. 6**

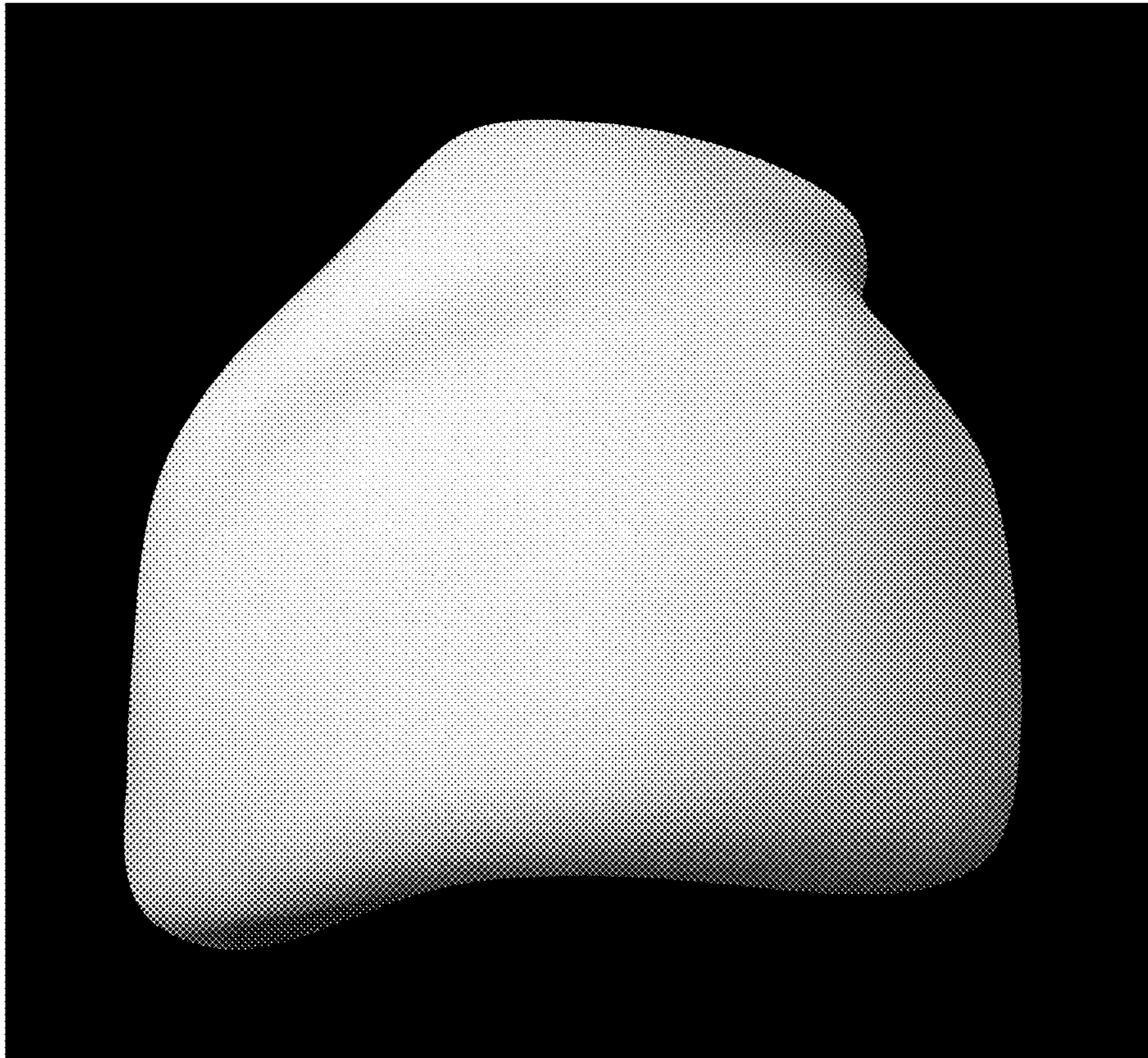




Fig. 7

