

US00D693965S

(12) **United States Design Patent**  
**Elliott**

(10) **Patent No.:** **US D693,965 S**

(45) **Date of Patent:** **\*\* Nov. 19, 2013**

(54) **VERTICAL BACK SCRATCHER**  
(71) Applicant: **Willie Major Elliott**, Irvington, NJ (US)  
(72) Inventor: **Willie Major Elliott**, Irvington, NJ (US)  
(\*\*) Term: **14 Years**

6,110,132 A \* 8/2000 Kurpieski ..... 601/136  
D627,106 S \* 11/2010 Comin ..... D28/91.2  
D654,627 S \* 2/2012 Anderson ..... D28/91.2  
D656,276 S \* 3/2012 Kurland ..... D28/91.2  
D656,277 S \* 3/2012 Mckee ..... D28/91.2  
8,191,196 B2 \* 6/2012 Aguilar et al. .... 15/210.1  
2005/0229347 A1 10/2005 D'Almuano  
2006/0225239 A1 \* 10/2006 Placencia ..... 15/210.1

(21) Appl. No.: **29/436,526**  
(22) Filed: **Nov. 6, 2012**  
(51) **LOC (9) Cl.** ..... **28-99**  
(52) **U.S. Cl.**  
USPC ..... **D28/91.2; D28/63**  
(58) **Field of Classification Search**  
USPC ..... D28/91.2, 63, 99; D4/130, 199; 4/606;  
601/136-138; 15/210.1, 160  
See application file for complete search history.

\* cited by examiner

*Primary Examiner* — Jennifer Rivard  
(74) *Attorney, Agent, or Firm* — Ash Tankha; Lipton, Weinberger & Husick

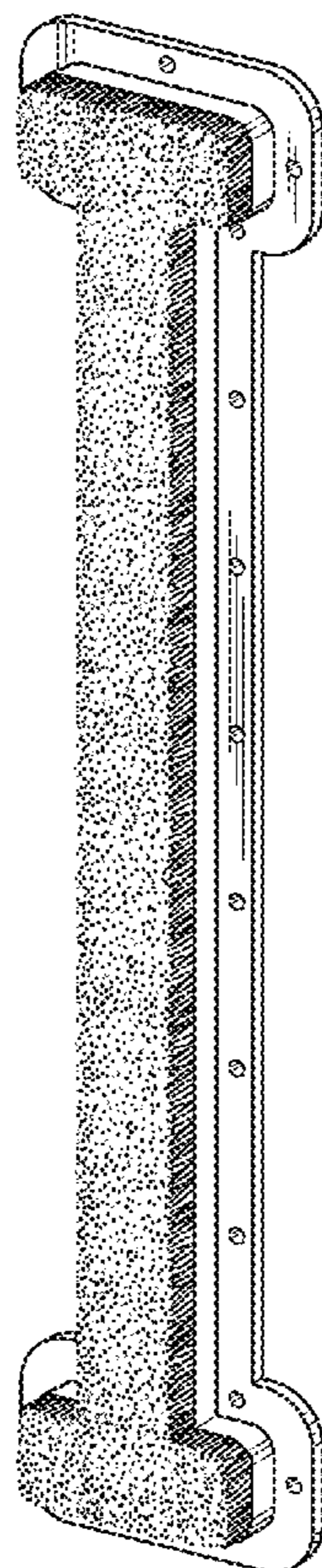
(57) **CLAIM**  
The ornamental design for a vertical back scratcher, as shown and described.

**DESCRIPTION**

(56) **References Cited**  
U.S. PATENT DOCUMENTS  
3,279,463 A 10/1966 Krimmel  
3,577,985 A 5/1971 Guffin  
D282,689 S \* 2/1986 McCormick ..... D28/91.2  
4,704,759 A 11/1987 Mesa  
D320,674 S \* 10/1991 Pinkston ..... D28/91.2  
5,774,907 A 7/1998 Doggwiler  
D400,658 S \* 11/1998 Mejia, Sr. .... D28/63

FIG. 1 is a perspective view of a vertical back scratcher;  
FIG. 2 is a front elevation view thereof;  
FIG. 3 is a rear elevation view thereof;  
FIG. 4 is a right side elevation view thereof;  
FIG. 5 is a left side elevation view thereof;  
FIG. 6 is a top plan view thereof; and,  
FIG. 7 is a bottom view thereof.

**1 Claim, 6 Drawing Sheets**



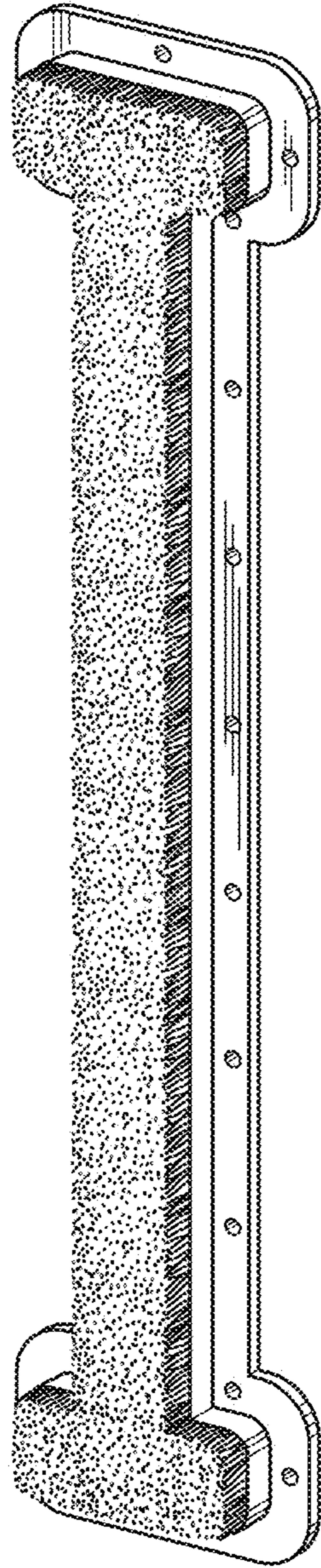


FIG. 1

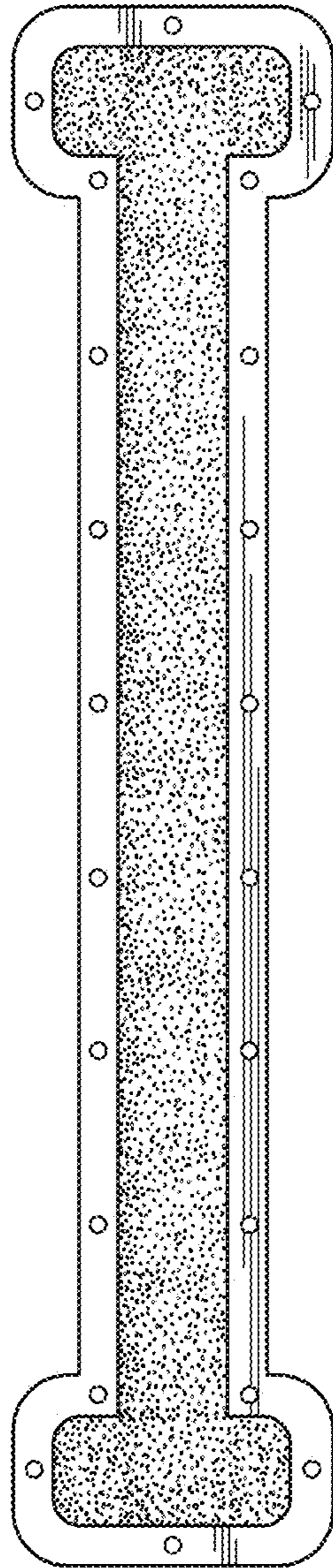


FIG. 2

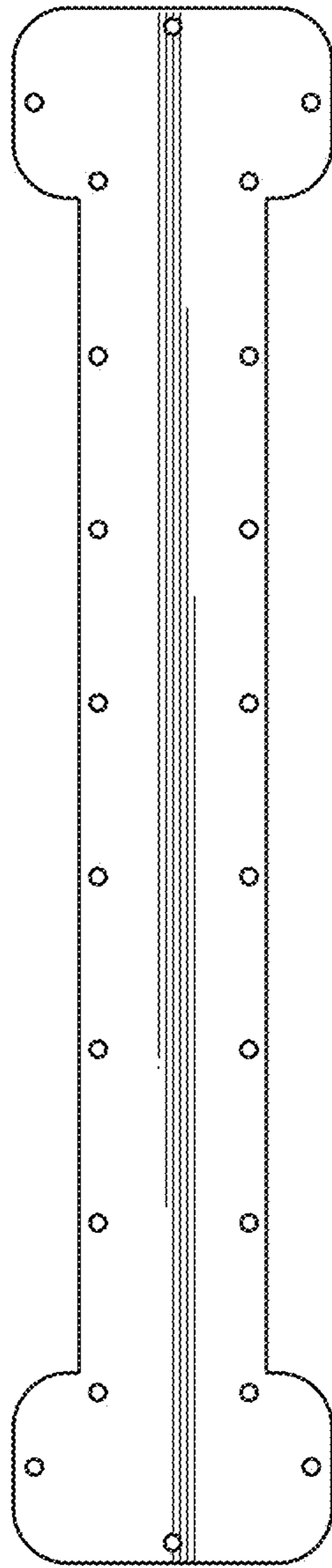


FIG. 3



FIG. 4




FIG. 5



FIG. 6




FIG. 7