



US00D693960S

(12) **United States Design Patent**
Shemitz-Walker et al.

(10) **Patent No.:** **US D693,960 S**

(45) **Date of Patent:** **** Nov. 19, 2013**

(54) **BAFFLE FOR LUMINAIRE**

(56) **References Cited**

(71) Applicant: **Sylvan R. Shemitz Designs, Inc.**, West Haven, CT (US)

U.S. PATENT DOCUMENTS

(72) Inventors: **Allison K. Shemitz-Walker**, New Haven, CT (US); **Jonas Concepcion**, Beacon, NY (US); **Paul Ford**, Orange, CT (US)

D120,544	S	*	5/1940	Carter, Jr.	D26/77
D130,740	S	*	12/1941	Biller	D26/77
D147,905	S	*	11/1947	Holmes	D26/86
D156,332	S	*	12/1949	Gilman	D26/77
D177,918	S	*	6/1956	Meyer	D26/77
2,946,880	A	*	7/1960	Picha et al.	362/224
2,963,251	A	*	12/1960	Fuss	248/228.1
D204,797	S	*	5/1966	McCormack	D26/77
D240,853	S	*	8/1976	Aronson	D26/77
D245,535	S	*	8/1977	Segil	D26/121
D245,536	S	*	8/1977	Segil	D26/121
D292,026	S	*	9/1987	Krol	D26/77
D334,076	S	*	3/1993	Dieperink et al.	D26/77
D334,077	S	*	3/1993	Dieperink et al.	D26/77

(73) Assignee: **Sylvan R. Shemitz Designs, Inc.**, West Haven, CT (US)

(**) Term: **14 Years**

(21) Appl. No.: **29/441,594**

(22) Filed: **Jan. 7, 2013**

(Continued)

Primary Examiner — Kevin Rudzinski

(74) *Attorney, Agent, or Firm* — Cantor Colburn LLP

Related U.S. Application Data

(63) Continuation of application No. 29/409,483, filed on Dec. 23, 2011, now Pat. No. Des. 674,132.

(51) **LOC (9) Cl.** **26-99**

(52) **U.S. Cl.**
USPC **D26/118**

(58) **Field of Classification Search**
USPC D26/154, 155, 152, 142, 151, 153, 113, D26/119, 122, 123, 124, 138, 139, 145, 148, D26/146, 147, 121, 125, 126, 74, 75, 144, D26/150, 141, 118, 120, 128, 129, 132, 135, D26/71, 72, 85, 62, 64, 24, 1, 2, 66, 67, 68, D26/73, 89, 86, 87, 88, 25, 26, 61, 63, 69, D26/76, 77, 78, 79, 90, 91, 84, 92, 49, 37, D26/38, 39, 65; D13/179, 180, 171, 173; D11/90, 121, 89; 63/32; 362/253, 257, 362/333, 326, 169, 187, 307, 327, 308, 309, 362/362, 337, 208, 158; 16/442; 359/708, 359/641, 726; D6/581; D9/452, 435, 453, D9/443

See application file for complete search history.

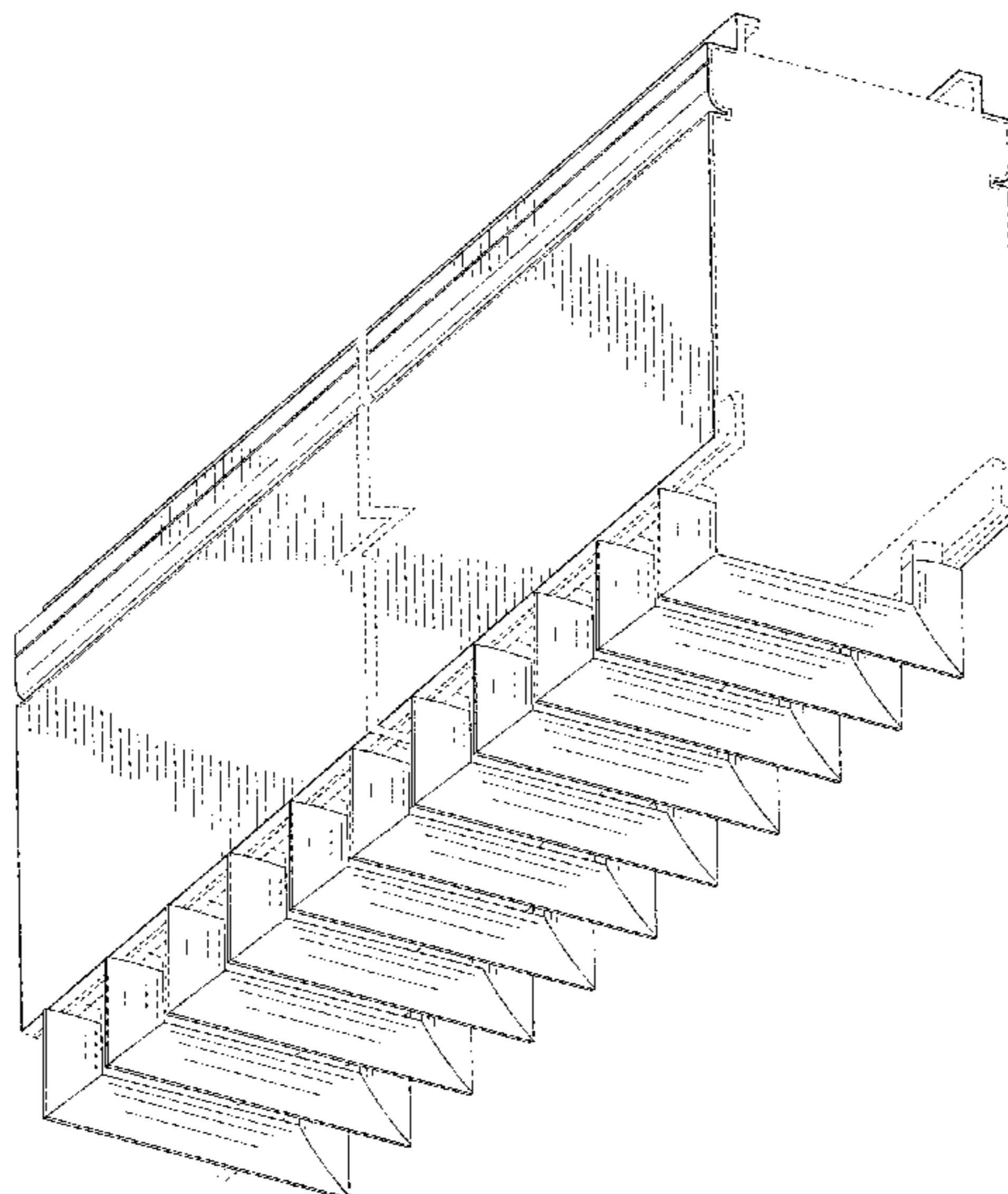
(57) **CLAIM**

We claim, the ornamental design for a baffle for luminaire, as shown and described.

DESCRIPTION

FIG. 1 is a perspective view of a baffle for luminaire, showing our new design, as disposed on a luminaire;
FIG. 2 is a side elevation view thereof, the opposite side being a mirror image thereof;
FIG. 3 is a front elevation view thereof;
FIG. 4 is a rear elevation view thereof;
FIG. 5 is a top plan view thereof; and,
FIG. 6 is a bottom plan view thereof.
The broken line illustration of portions of the baffle and luminaire illustrate environmental structure and form no part of the claimed design.

1 Claim, 4 Drawing Sheets



(56)

References Cited

U.S. PATENT DOCUMENTS

D360,271 S *	7/1995	Butler	D26/77	D521,677 S *	5/2006	Herst et al.	D26/121
D405,209 S *	2/1999	Walz	D26/86	D522,166 S *	5/2006	Herst et al.	D26/121
D480,500 S *	10/2003	Herst et al.	D26/121	D533,958 S *	12/2006	Herst et al.	D26/121
D480,503 S *	10/2003	Herst et al.	D26/121	D561,931 S *	2/2008	Hukle et al.	D26/120
D481,488 S *	10/2003	Herst et al.	D26/121	D593,697 S *	6/2009	Liu et al.	D26/74
D485,932 S *	1/2004	Crane	D26/76	D611,644 S *	3/2010	Tsai	D26/77
D521,179 S *	5/2006	Herst et al.	D26/121	D629,958 S *	12/2010	Kong et al.	D26/118
					D632,821 S *	2/2011	Culbert	D26/74
					D635,708 S *	4/2011	Zheng	D26/78
					D640,825 S *	6/2011	Schmidt et al.	D26/121

* cited by examiner

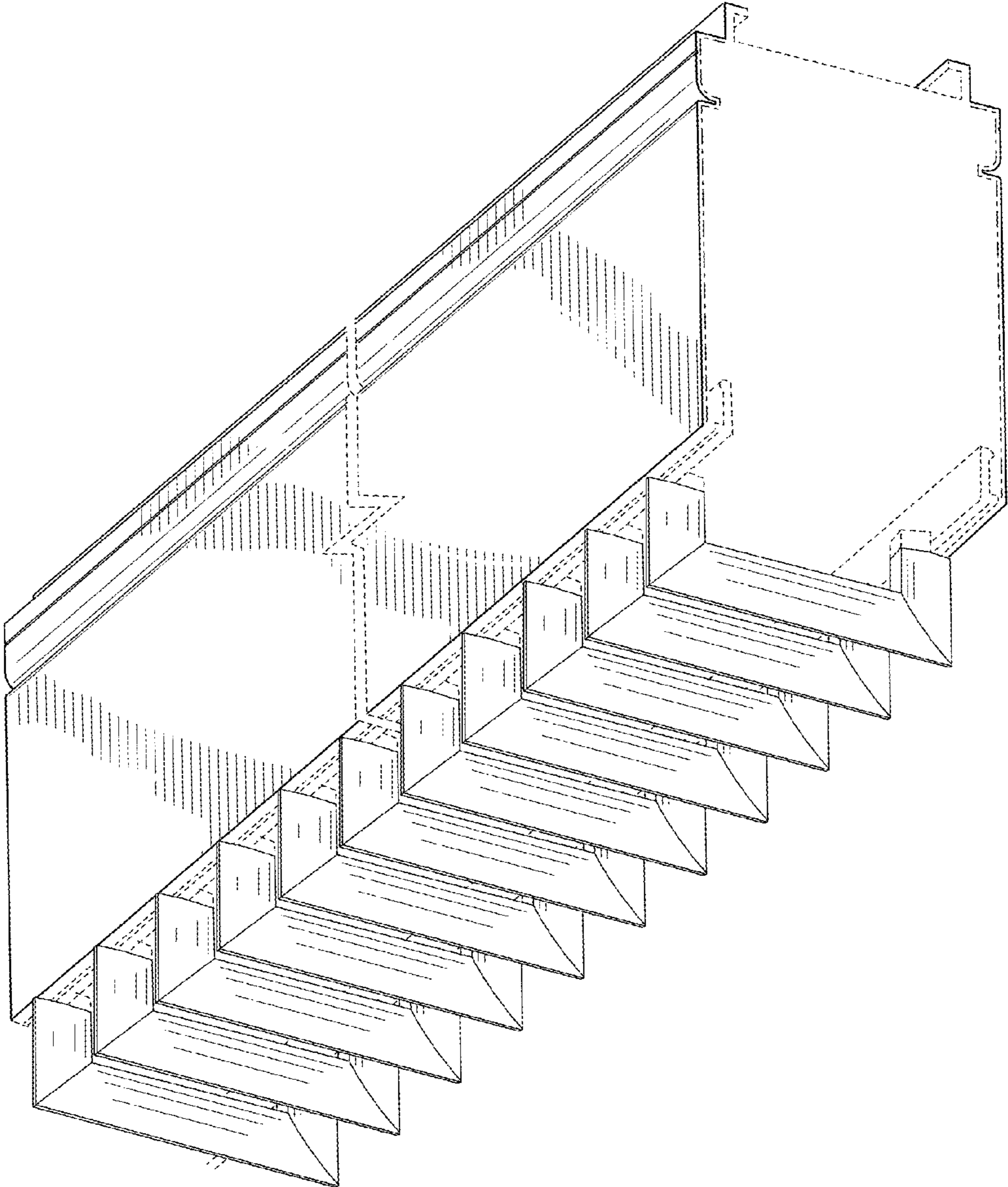


FIG. 1

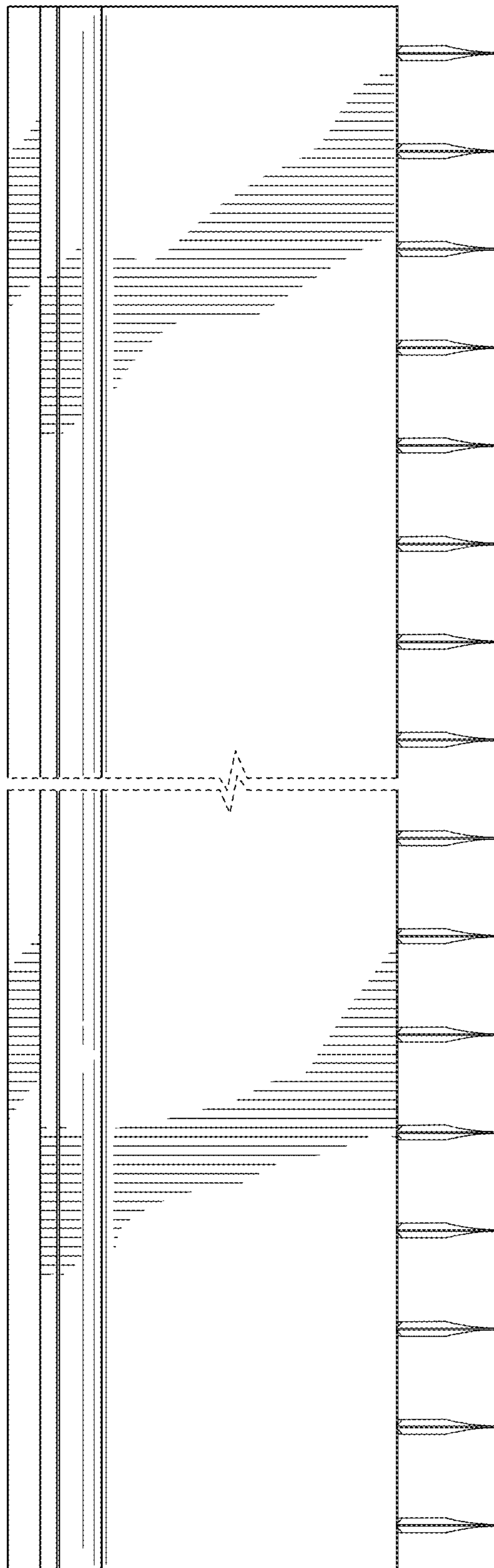


FIG. 2




FIG. 3

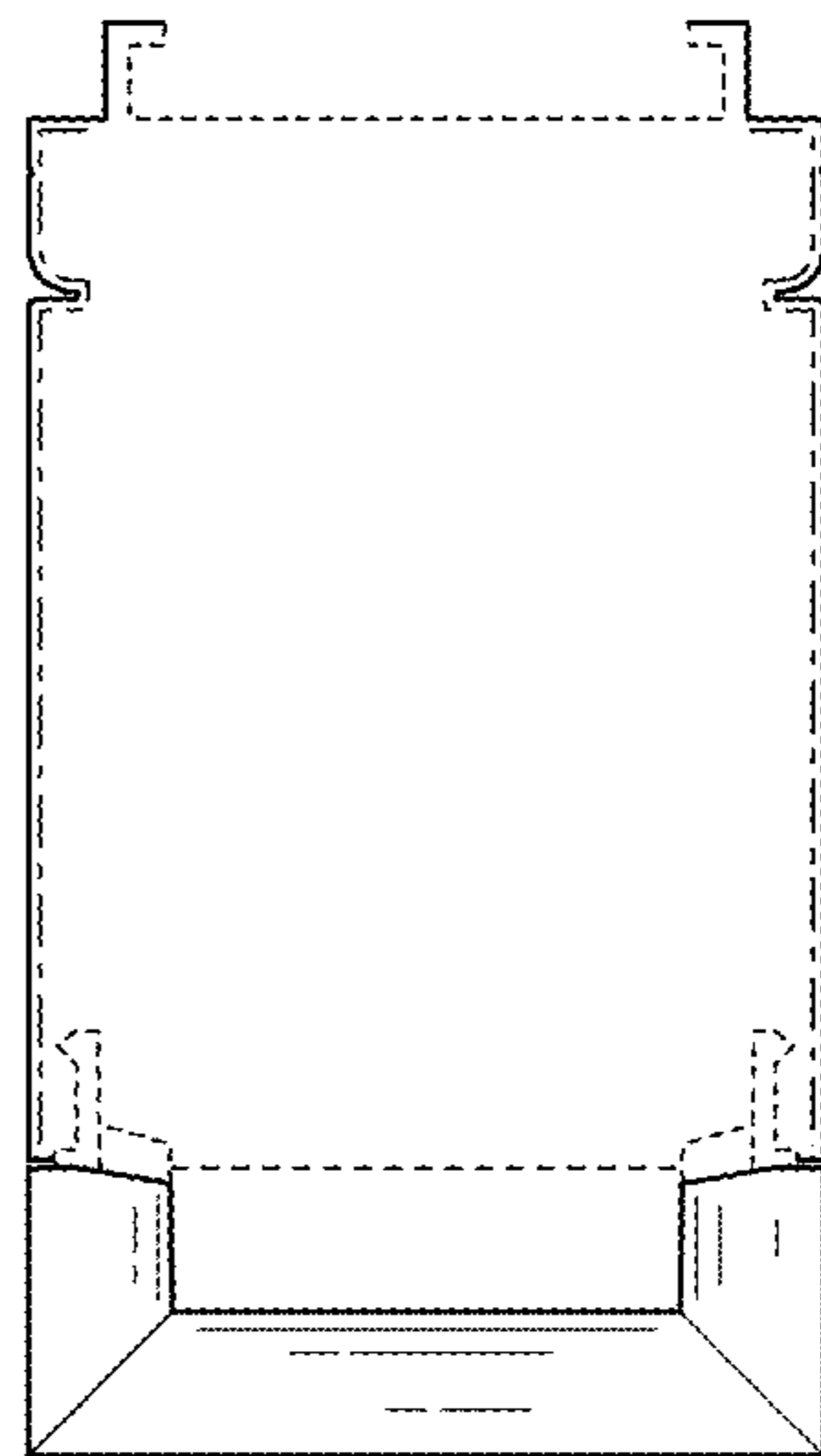


FIG. 4

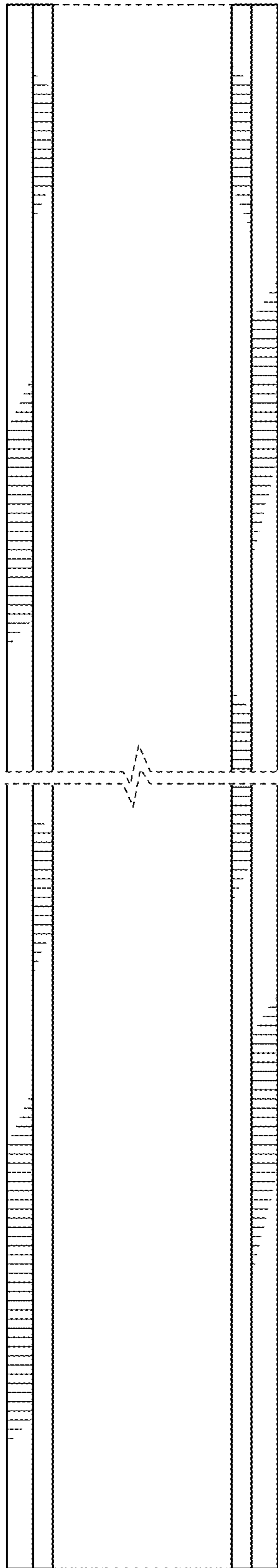


FIG. 5

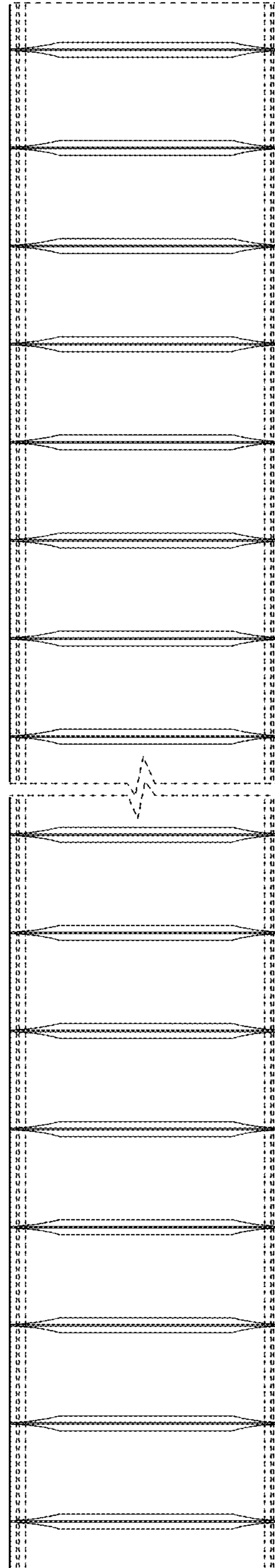


FIG. 6