

US00D693935S

(12) **United States Design Patent**
Chen

(10) **Patent No.:** **US D693,935 S**

(45) **Date of Patent:** **** Nov. 19, 2013**

(54) **VIBRATOR**

(71) Applicant: **Xueliang Chen**, Liaoyang (CN)

(72) Inventor: **Xueliang Chen**, Liaoyang (CN)

(**) Term: **14 Years**

(21) Appl. No.: **29/457,587**

(22) Filed: **Jun. 11, 2013**

(51) **LOC (9) Cl.** **28-03**

(52) **U.S. Cl.**
USPC **D24/215**

(58) **Field of Classification Search**
USPC D24/200, 211, 212, 213, 214, 215;
601/114, 120, 121, 124, 125, 130, 131,
601/134, 135, 136, 137
See application file for complete search history.

D606,208 S *	12/2009	Nan et al.	D24/215
D615,663 S *	5/2010	Nan	D24/215
D620,601 S	7/2010	TerMeer		
D630,761 S	1/2011	Marshall		
D631,973 S	2/2011	Imboden et al.		
D631,974 S	2/2011	Imboden et al.		
D645,970 S *	9/2011	Nan et al.	D24/215
D653,349 S *	1/2012	Chong et al.	D24/215
D670,399 S *	11/2012	Peddicord	D24/215
D681,219 S *	4/2013	Chen	D24/215
D681,220 S *	4/2013	Chen	D24/215
D681,223 S *	4/2013	Chen	D24/215
D685,917 S *	7/2013	Chen	D24/215
D685,918 S *	7/2013	Chen	D24/215
2008/0119767 A1 *	5/2008	Berry et al.	601/46
2009/0005714 A1 *	1/2009	Mecenero	601/46
2011/0034837 A1 *	2/2011	Lee	601/46
2011/0105837 A1 *	5/2011	Lee	600/38
2011/0230802 A1 *	9/2011	Nan	601/46

* cited by examiner

Primary Examiner — Sandra Snapp

(56) **References Cited**

U.S. PATENT DOCUMENTS

D273,132 S	3/1984	Moloff		
D376,650 S *	12/1996	Kain	D24/215
D426,311 S	6/2000	Horowitz et al.		
D453,350 S *	2/2002	Fenton et al.	D16/203
D454,959 S	3/2002	Harris et al.		
D476,087 S	6/2003	Dirks et al.		
D495,423 S	8/2004	Nan		
D495,424 S	8/2004	Nan		
D495,804 S	9/2004	Nan		
D499,811 S	12/2004	Nan		
D509,301 S	9/2005	Talbot et al.		
D523,562 S	6/2006	Telford		
D539,432 S	3/2007	Nan		

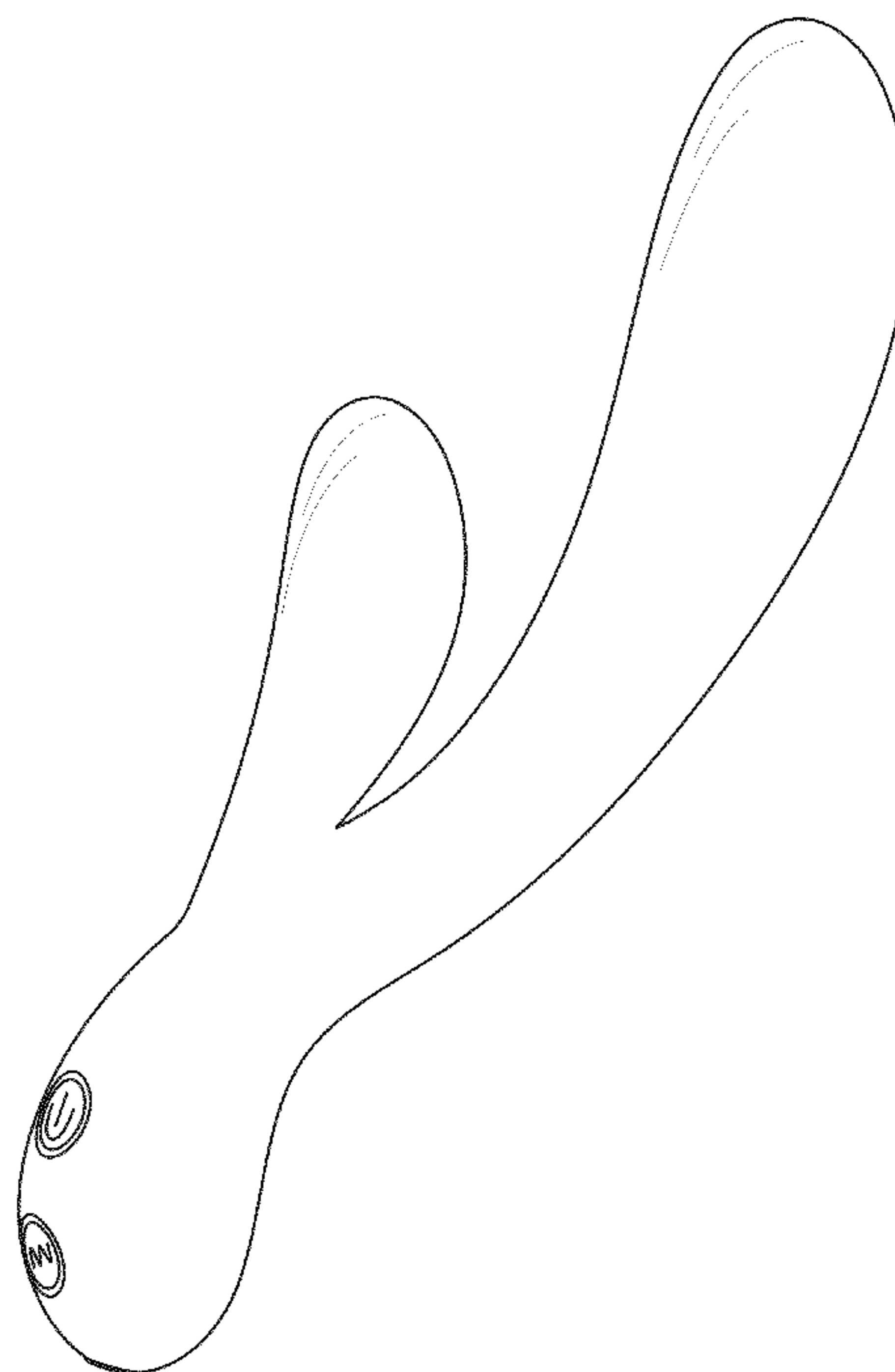
(57) **CLAIM**

I claim the ornamental design for a vibrator, as shown and described.

DESCRIPTION

FIG. 1 is a perspective view of the vibrator.
FIG. 2 is a left side view thereof.
FIG. 3 is a front view thereof.
FIG. 4 is a right side view thereof.
FIG. 5 is a back view thereof.
FIG. 6 is a bottom view thereof; and,
FIG. 7 is a top view thereof.

1 Claim, 7 Drawing Sheets



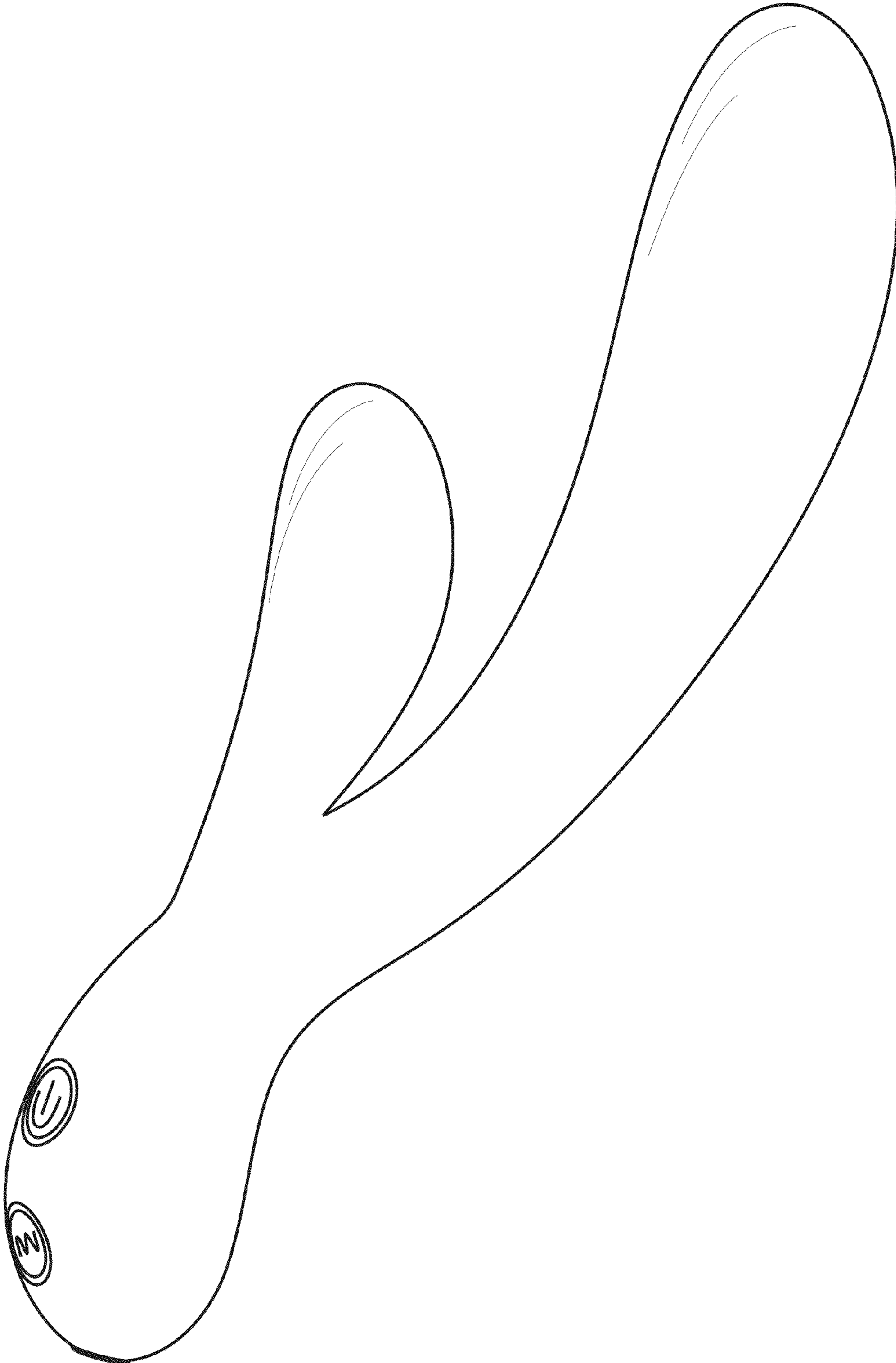


FIG.1




FIG.2

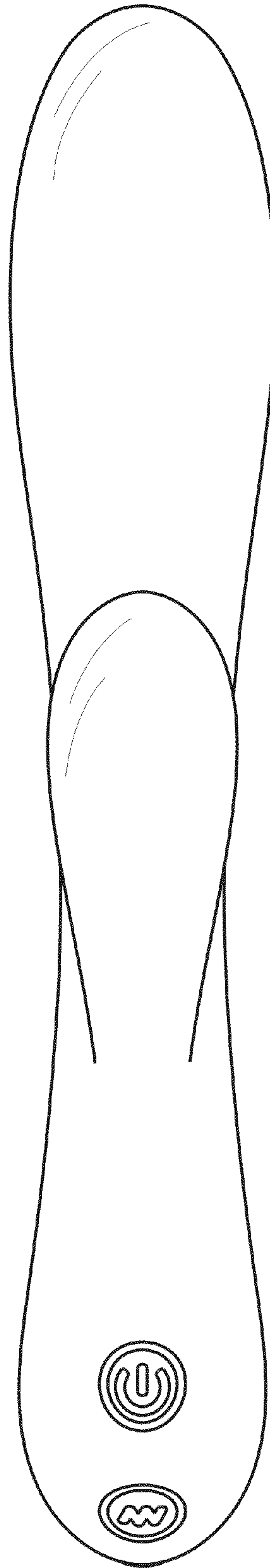


FIG.3



FIG.4

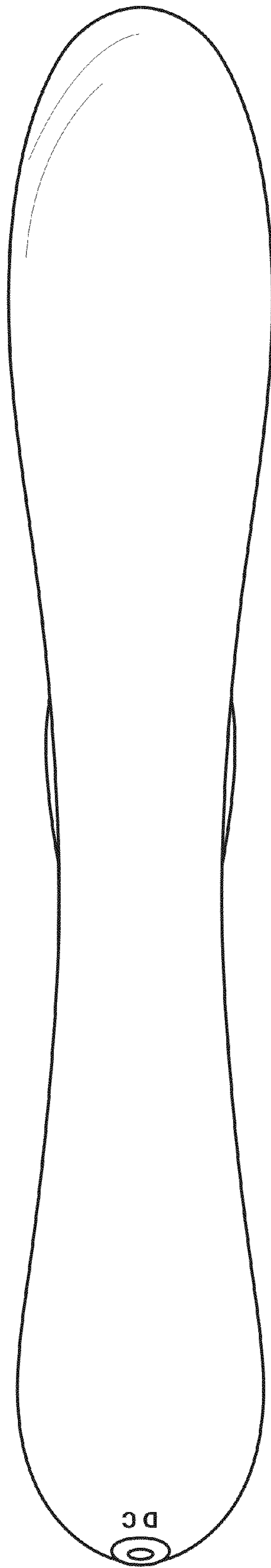


FIG. 5

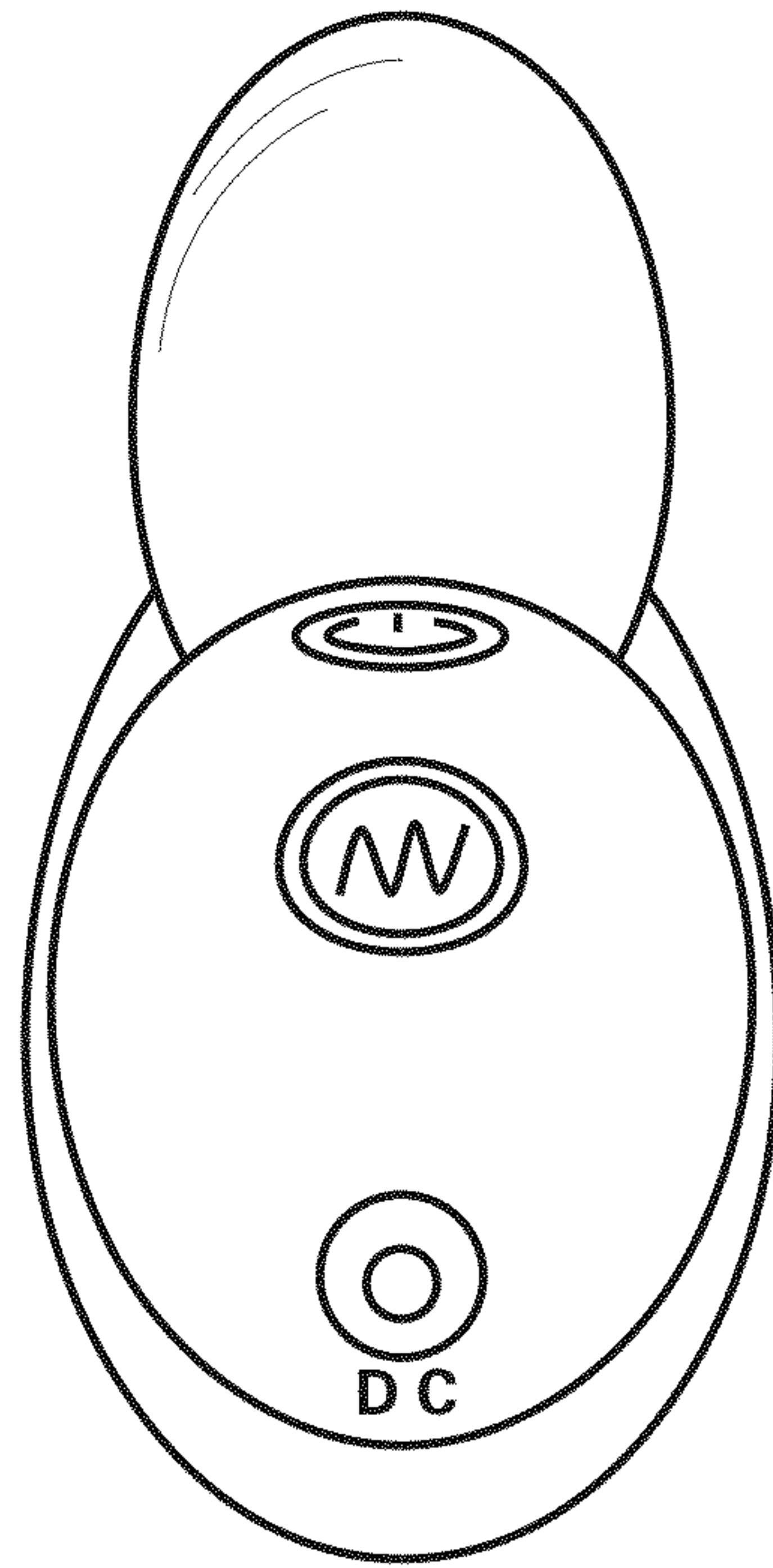


FIG. 6

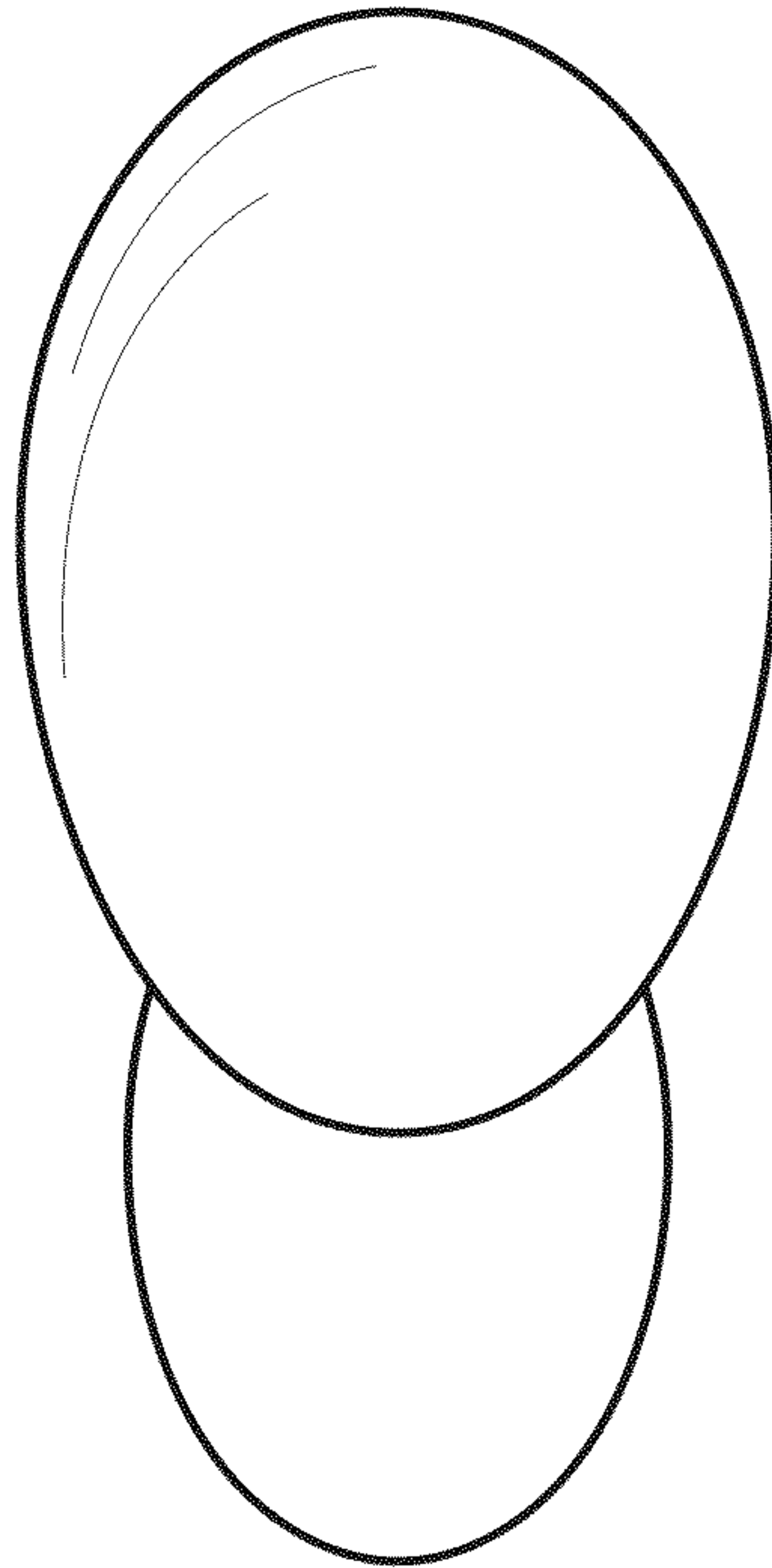


FIG.7