

US00D693928S

(12) **United States Design Patent**
Chung et al.

(10) **Patent No.:** **US D693,928 S**

(45) **Date of Patent:** **** Nov. 19, 2013**

(54) **HEMANALYSIS APPARATUS**

(56) **References Cited**

- (71) Applicant: **Samsung Electronics Co., Ltd.**,
Suwon-si (KR)
- (72) Inventors: **Yeon-Moo Chung**, Seoul (KR); **Jun-Pil Moon**, Seoul (KR)
- (73) Assignee: **Samsung Electronics Co., Ltd.** (KR)
- (**) Term: **14 Years**
- (21) Appl. No.: **29/437,934**
- (22) Filed: **Nov. 21, 2012**

U.S. PATENT DOCUMENTS

4,628,026 A *	12/1986	Gardell et al.	435/288.7
D297,763 S *	9/1988	Daynes	D24/186
D381,749 S *	7/1997	Lawrence et al.	D24/169
D537,951 S *	3/2007	Okamoto et al.	D24/233
D549,827 S *	8/2007	Maeno et al.	D24/169
D571,474 S *	6/2008	Sjo-Gaber et al.	D24/186
D599,234 S *	9/2009	Ito	D10/81
D621,523 S *	8/2010	Onuma et al.	D24/234
D631,968 S *	2/2011	Sevel	D24/169
D680,657 S *	4/2013	Lee et al.	D24/216
D682,441 S *	5/2013	Kim	D24/216

* cited by examiner

Primary Examiner — Anhdao Doan
(74) *Attorney, Agent, or Firm* — Cantor Colburn LLP

Related U.S. Application Data

(63) Continuation of application No. 29/431,375, filed on Sep. 6, 2012.

Foreign Application Priority Data

- Jun. 20, 2012 (KR) 30-2012-0030104
- (51) **LOC (9) Cl.** **24-01**
- (52) **U.S. Cl.**
USPC **D24/169; D24/216**
- (58) **Field of Classification Search**
USPC D24/216, 223, 224, 225, 226, 227, 231,
D24/232, 233, 107, 169, 186; D10/81;
422/62-65, 67, 500, 547; 436/43, 45,
436/47; 435/287.1, 287.3; 73/64.56,
73/864.91, 865.9

See application file for complete search history.

(57) **CLAIM**
The ornamental design for a hemanalysis apparatus, as shown and described.

DESCRIPTION

FIG. 1 is a perspective view of a hemanalysis apparatus showing our new design;
FIG. 2 is a front view thereof;
FIG. 3 is a rear view thereof;
FIG. 4 is a left side view thereof;
FIG. 5 is a right side view thereof;
FIG. 6 is a top plan view thereof;
FIG. 7 is a bottom plan view thereof; and,
FIG. 8 is a reference view thereof.
The broken lines in the drawing views are included for the purpose of illustrating the unclaimed portions of the hemanalysis apparatus and form no part of the claimed design.

1 Claim, 8 Drawing Sheets



FIG. 1



FIG. 2




FIG. 3

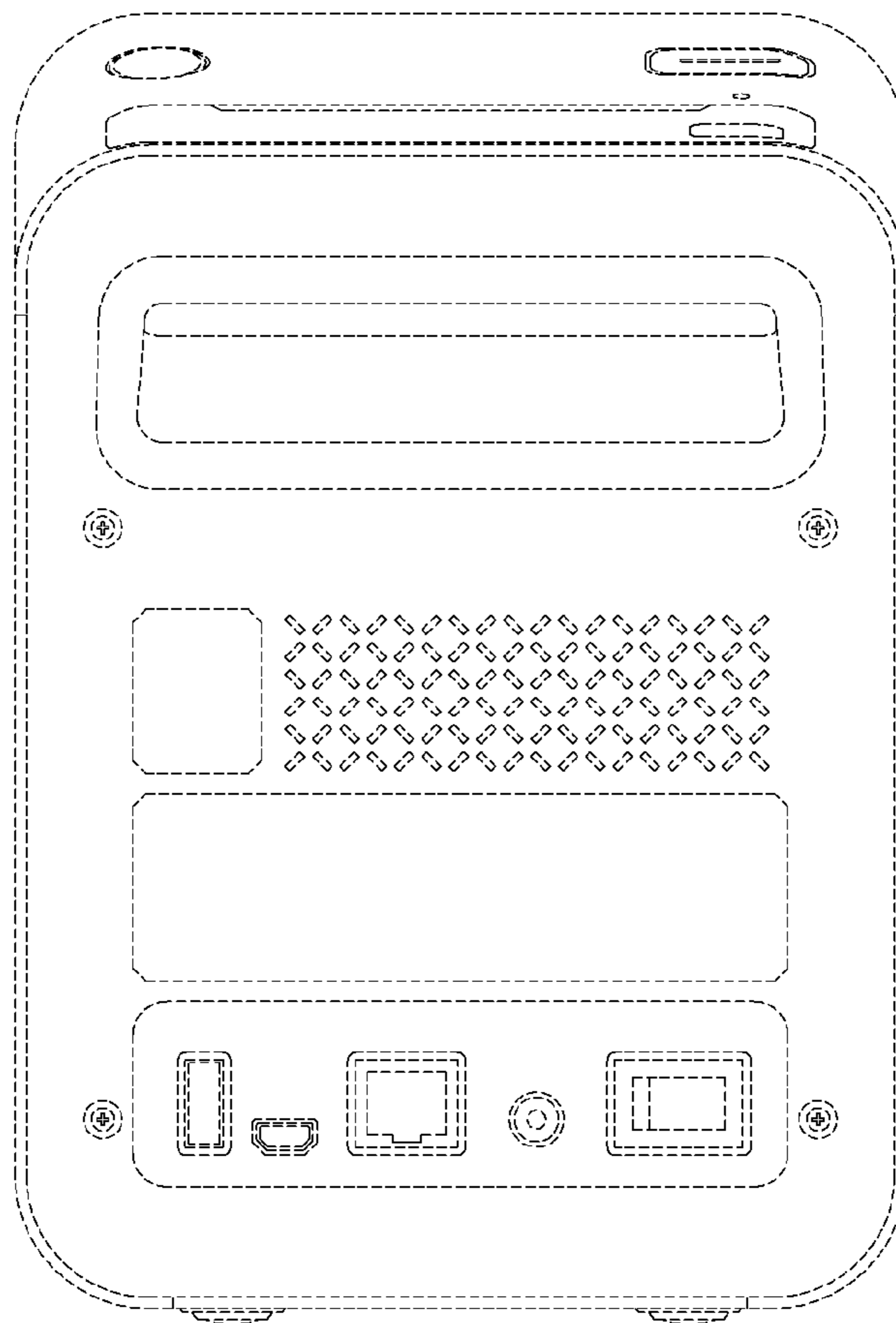


FIG. 4

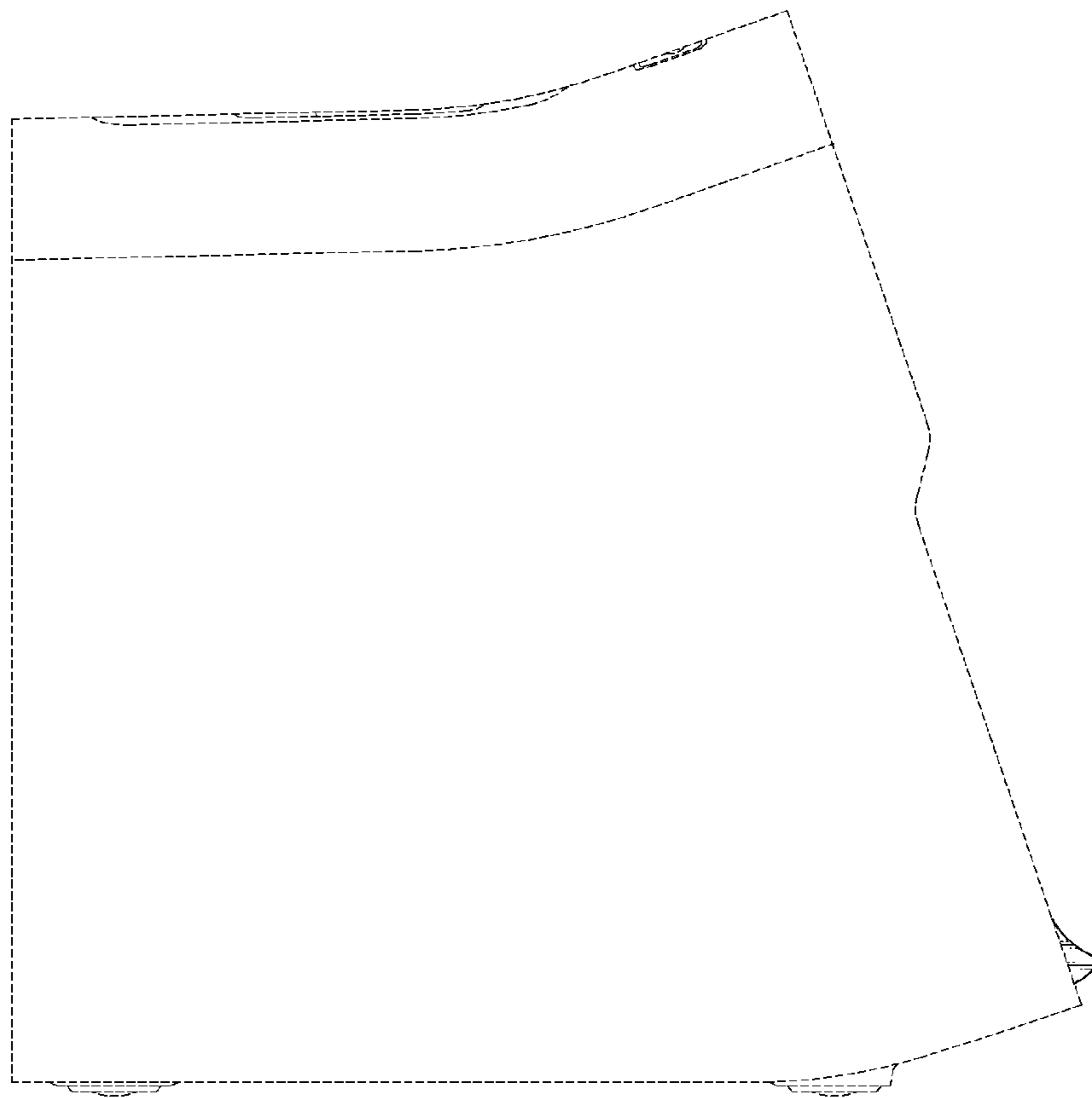


FIG. 5

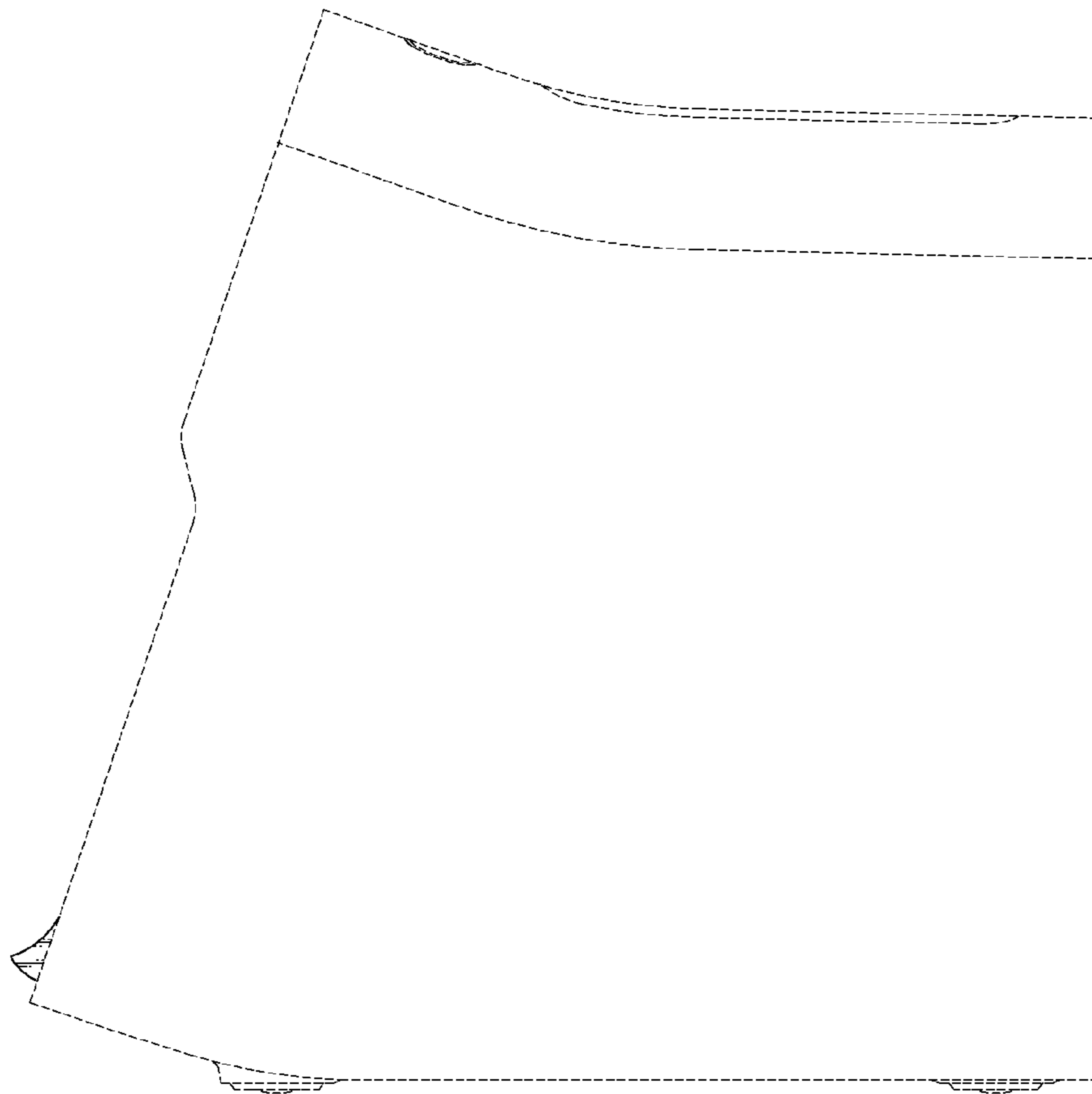


FIG. 6

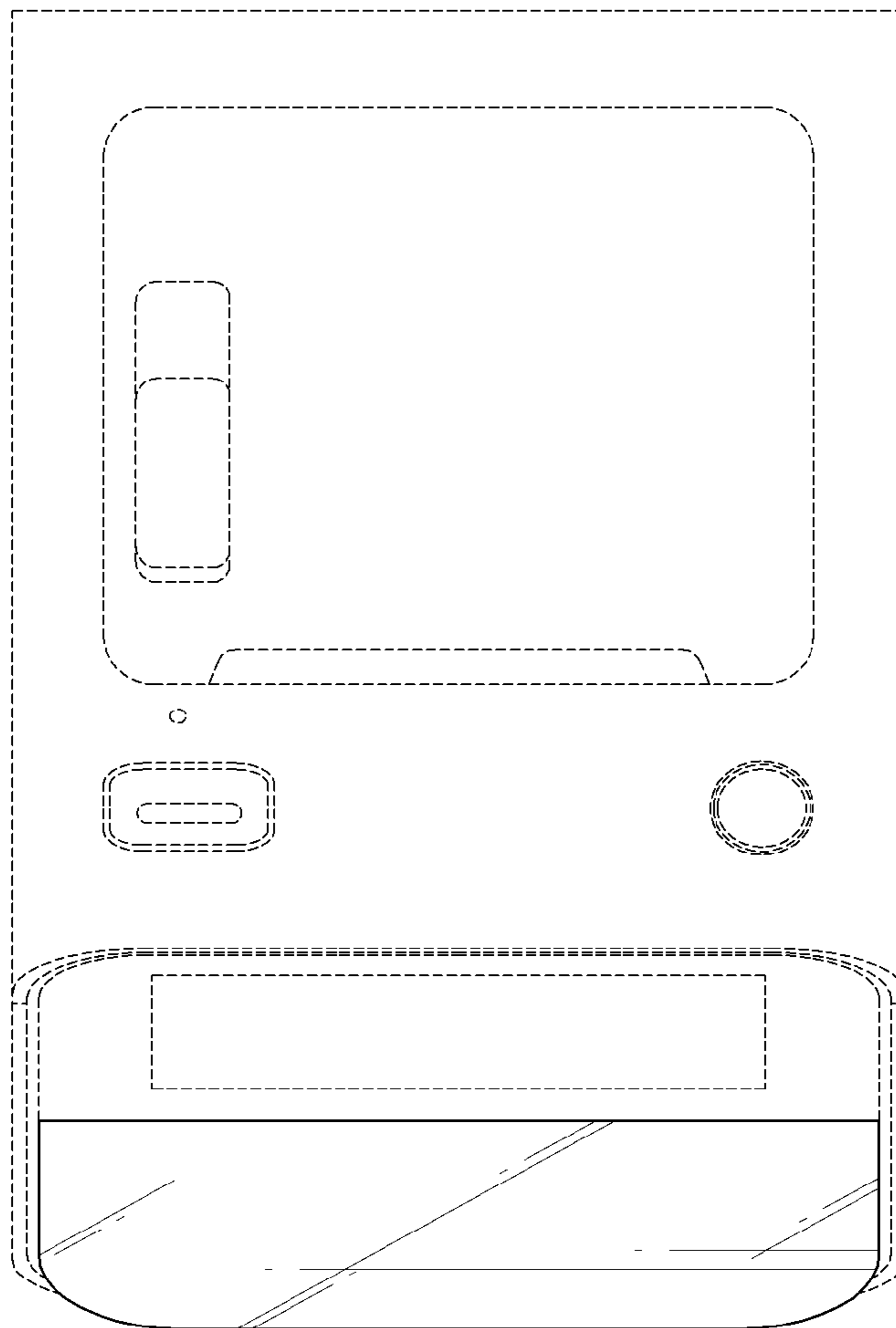


FIG. 7

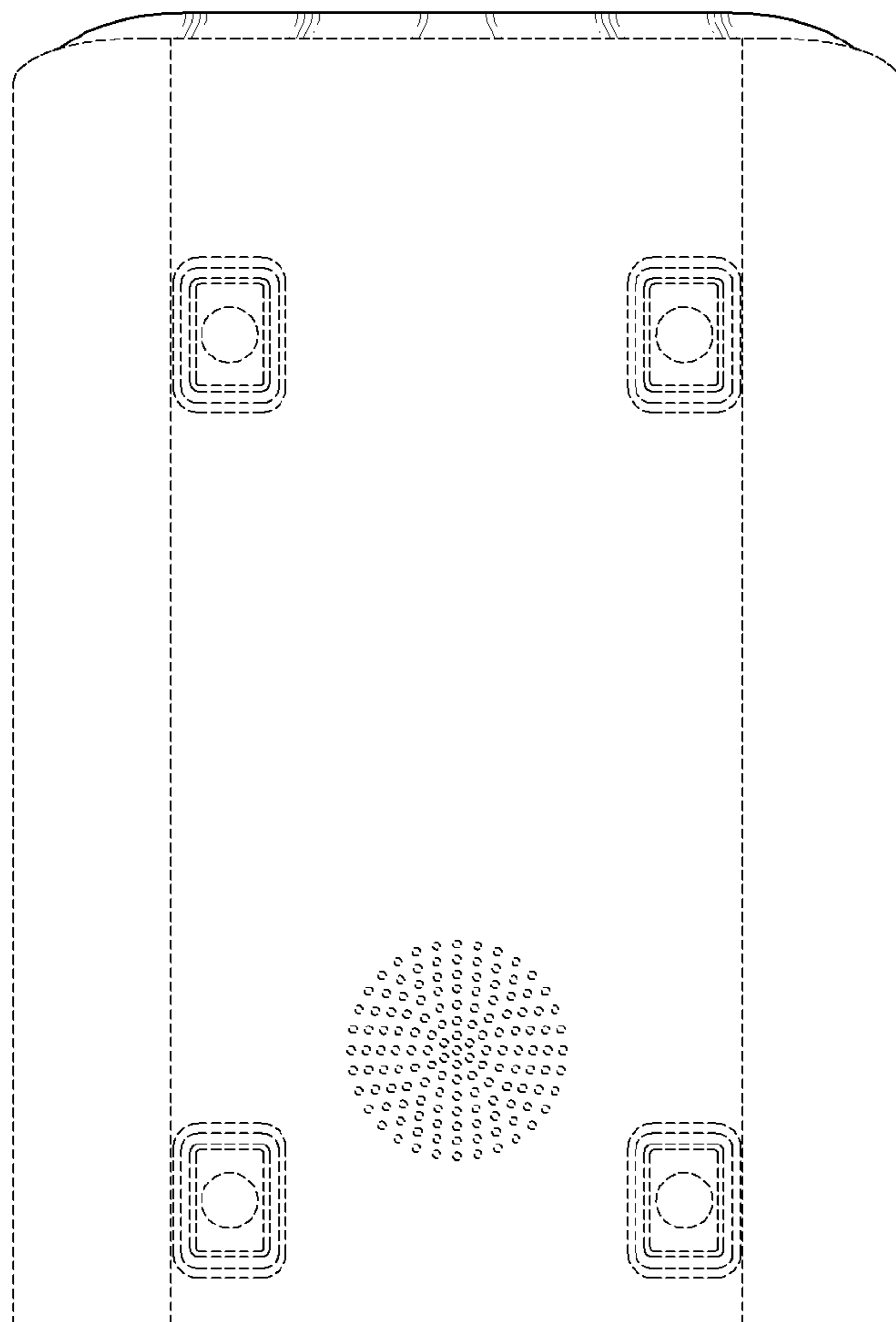


FIG. 8

