



US00D693908S

(12) **United States Design Patent**
Rost et al.

(10) **Patent No.:** **US D693,908 S**

(45) **Date of Patent:** **** Nov. 19, 2013**

(54) **BOTTOM PLATE FOR UNDERGROUND VALVE OR METER BOX**

(75) Inventors: **Kevin L. Rost**, Oak Glen, CA (US);
Hardy L. Rost, Cookeville, TN (US)

(73) Assignee: **Seahorse Industries Ltd.**, Las Vegas, NV (US)

(**) Term: **14 Years**

(21) Appl. No.: **29/405,023**

(22) Filed: **Oct. 27, 2011**

(51) **LOC (9) Cl.** **23-01**

(52) **U.S. Cl.**
USPC **D23/249**

(58) **Field of Classification Search**
USPC D23/233–237, 244–249; D34/10, 11,
D34/27, 7; D9/434, 435; 220/810, 811, 812,
220/581, 582, 916; D7/392.1, 391
See application file for complete search history.

(56) **References Cited**

U.S. PATENT DOCUMENTS

| | | | | |
|-----------|------|---------|-----------------|------------|
| 5,036,880 | A * | 8/1991 | Safford et al. | 137/516.21 |
| D332,163 | S * | 12/1992 | Appelhof | D34/7 |
| 5,219,087 | A * | 6/1993 | Christensson | 220/270 |
| D337,372 | S * | 7/1993 | Safford et al. | D23/249 |
| D346,432 | S * | 4/1994 | Van Meter | D23/249 |
| D351,906 | S * | 10/1994 | Marsh | D24/131 |
| D360,336 | S * | 7/1995 | Bitel, Jr. | D7/392.1 |
| D391,726 | S * | 3/1998 | Williams et al. | D34/11 |
| 6,523,560 | B1 * | 2/2003 | Williams et al. | 137/14 |
| D519,614 | S * | 4/2006 | Olsen | D23/249 |
| D530,393 | S * | 10/2006 | Chastine et al. | D23/233 |
| D534,250 | S * | 12/2006 | Barry | D23/254 |
| D566,370 | S * | 4/2008 | Wentz | D34/11 |

| | | | | |
|----------|-----|---------|---------------|---------|
| D597,406 | S * | 8/2009 | Jaworski | D9/435 |
| D609,779 | S * | 2/2010 | Miyazoe | D23/233 |
| D609,782 | S * | 2/2010 | Whatley | D23/249 |
| D621,479 | S * | 8/2010 | McNerney | D23/249 |
| D629,495 | S * | 12/2010 | Phagoo | D23/249 |
| D636,059 | S * | 4/2011 | Shorey et al. | D23/233 |
| D670,360 | S * | 11/2012 | Platt | D23/249 |
| D673,654 | S * | 1/2013 | Santourian | D23/249 |
| D674,052 | S * | 1/2013 | Thompson | D23/249 |
| D685,265 | S * | 7/2013 | Turvey | D9/435 |

* cited by examiner

Primary Examiner — Cynthia Ramirez

(74) *Attorney, Agent, or Firm* — Klein, O'Neill & Singh, LLP

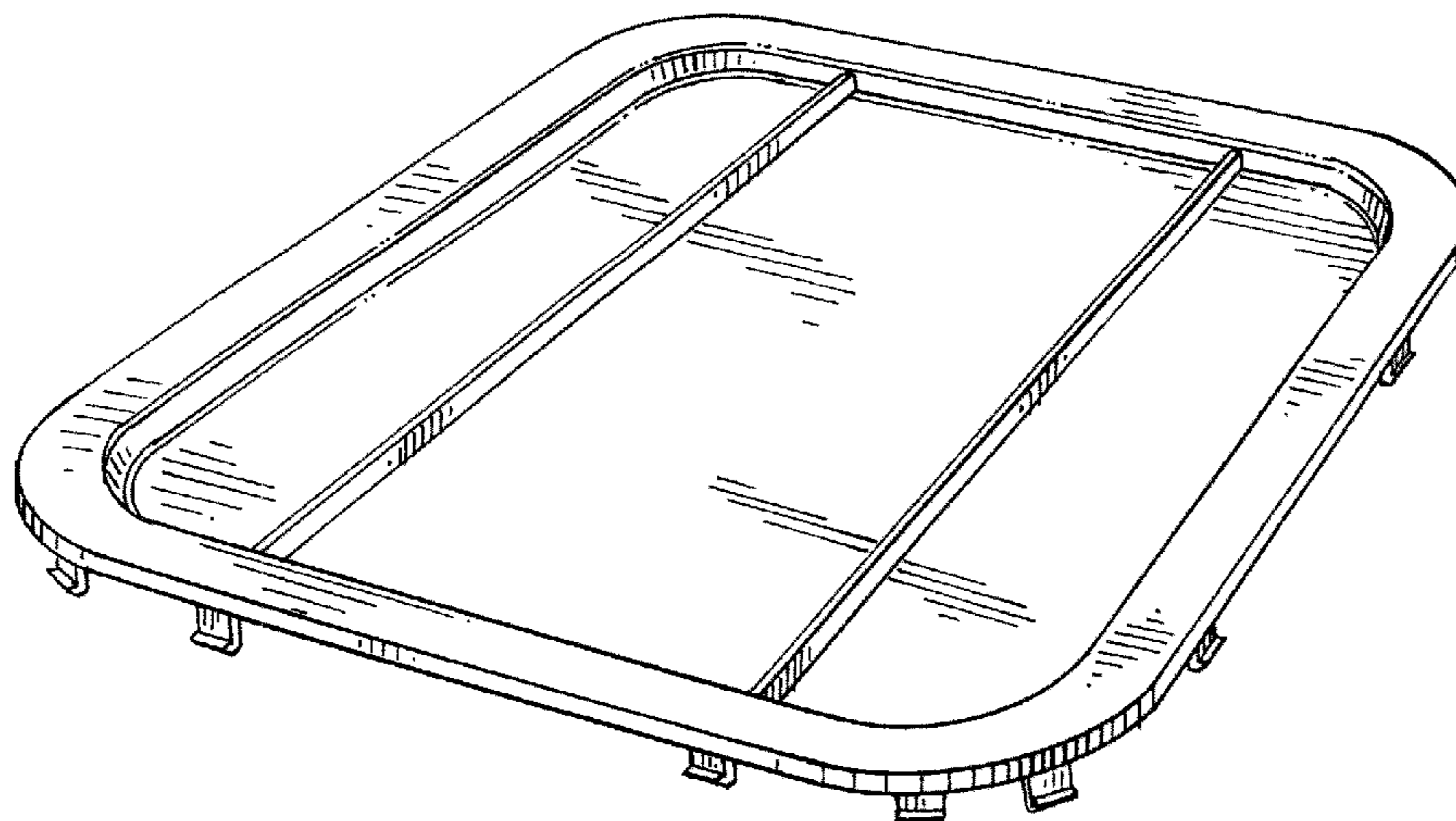
(57) **CLAIM**

The ornamental design for a bottom plate for an underground valve or meter box, as shown.

DESCRIPTION

FIG. 1 is a bottom, side, and front perspective view of a bottom plate for an underground valve or meter box in accordance with one embodiment of our new design; FIG. 2 is a top plan view of the bottom plate for an underground valve or meter box shown in FIG. 1; FIG. 3 is a bottom plan view of the bottom plate for an underground valve or meter box shown in FIG. 1; FIG. 4 is a front elevational view of the bottom plate for an underground valve or meter box shown in FIG. 1; FIG. 5 is rear elevational view of the bottom plate for an underground valve or meter box shown in FIG. 1; FIG. 6 is a left side elevational view of the bottom plate for an underground valve or meter box shown in FIG. 1; and, FIG. 7 is a right side elevational view of the bottom plate for an underground valve or meter box shown in FIG. 1.

1 Claim, 3 Drawing Sheets



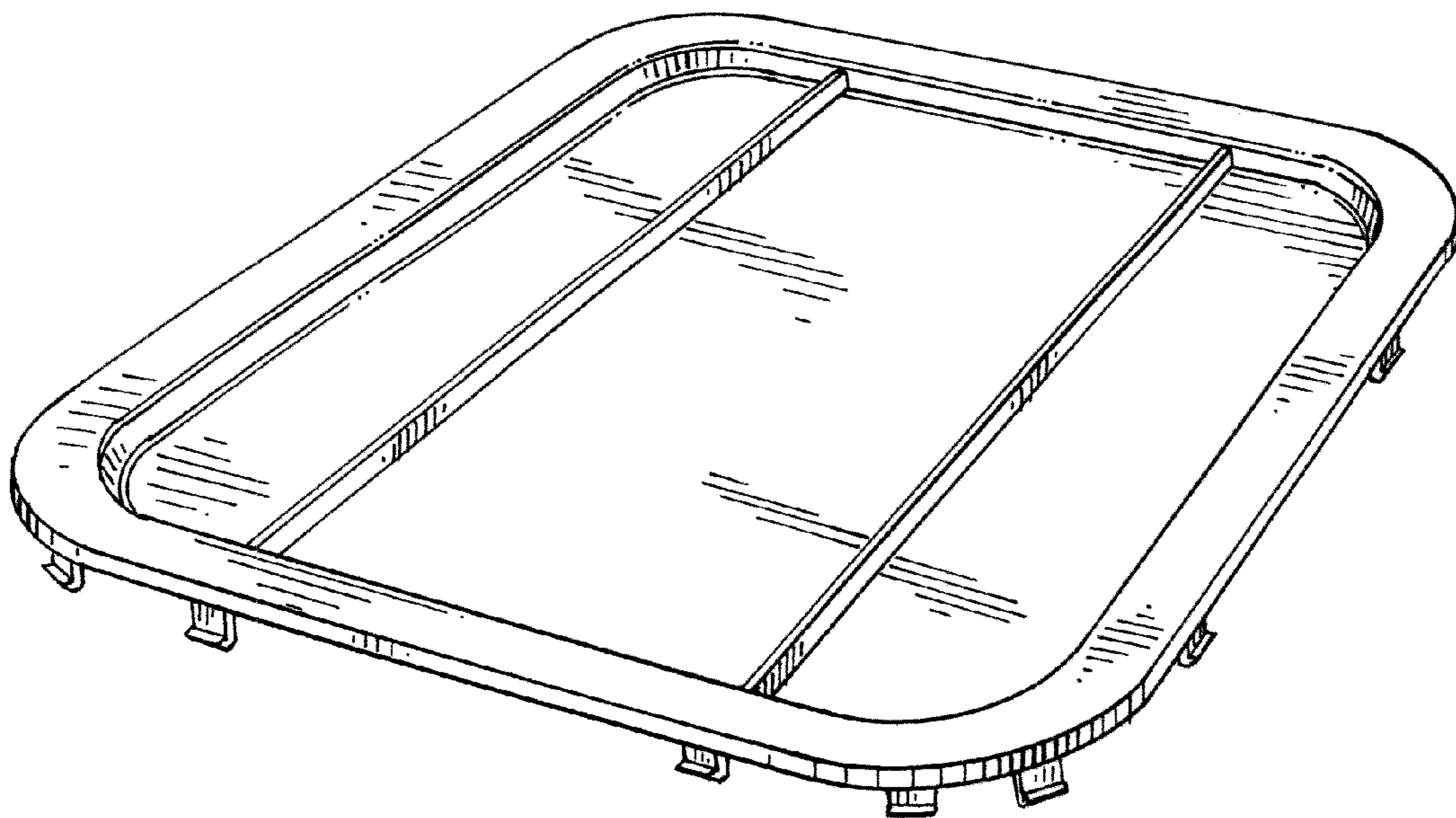


FIG. 1

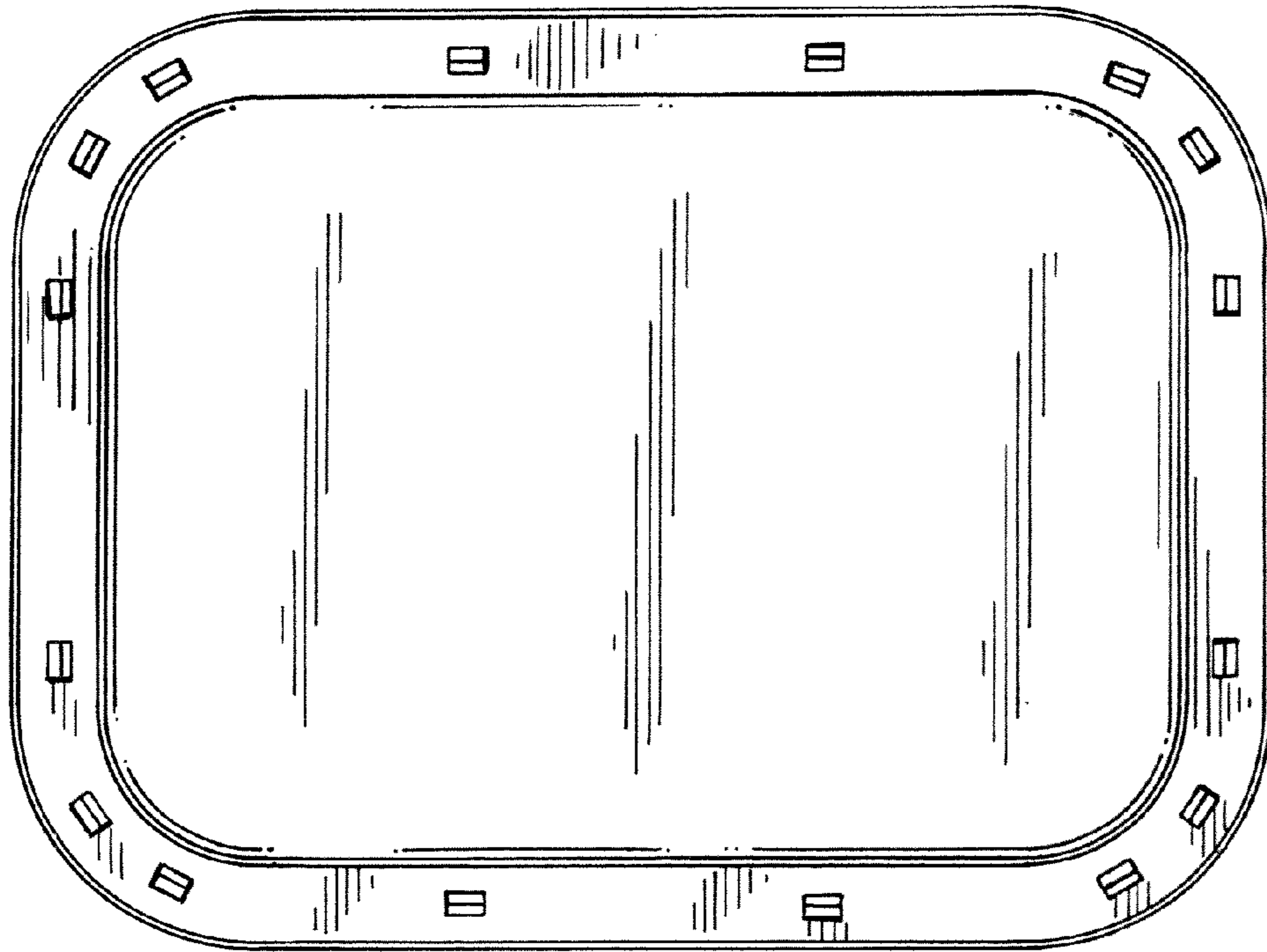


FIG. 2

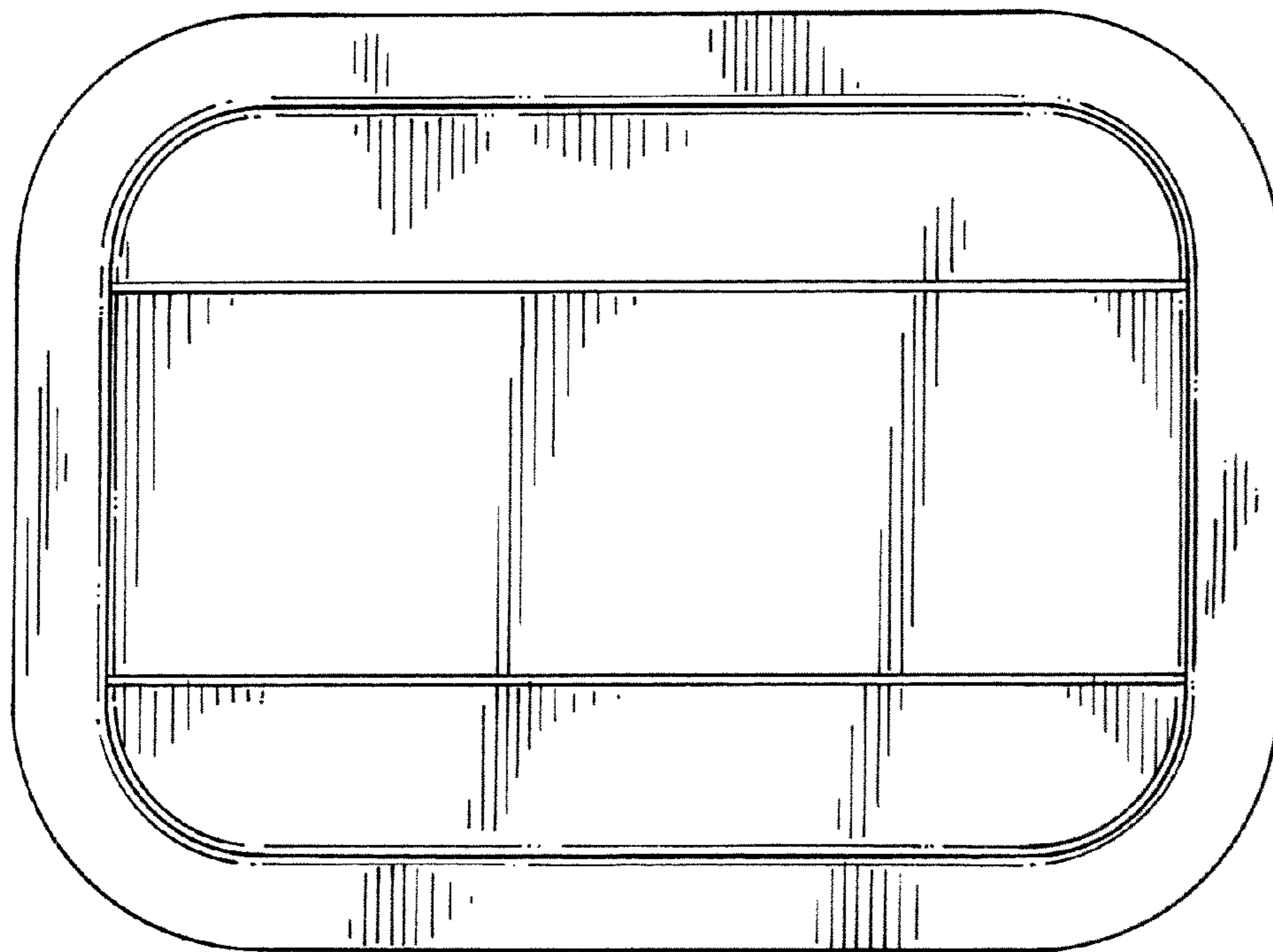


FIG. 3




FIG. 4




FIG. 5




FIG. 6




FIG. 7