

US00D693882S

(12) **United States Design Patent**  
**Logue**

(10) **Patent No.:** **US D693,882 S**  
(45) **Date of Patent:** **\*\* Nov. 19, 2013**

(54) **VENDING MACHINE**

(75) Inventor: **Anthony Thomas Logue**, Yowie Bay (AU)

(73) Assignee: **Logue & Co. Pty**, Yowie Bay (AU), as trustee for A.T. & L.M. Logue Family Trust

(\*\*) Term: **14 Years**

(21) Appl. No.: **29/426,222**

(22) Filed: **Jul. 2, 2012**

(30) **Foreign Application Priority Data**

Jan. 17, 2012 (AU) ..... 201210203

(51) **LOC (9) Cl.** ..... **20-01**

(52) **U.S. Cl.**  
USPC ..... **D20/1**

(58) **Field of Classification Search**

USPC ..... D20/1-9; 221/4, 6, 12, 13, 68, 87, 110, 221/123, 124, 149, 150 R, 150 HC, 150 A, 221/156, 159, 187, 190, 211, 213, 226, 231, 221/251, 279; D6/407, 513-515, 517, 520, D6/540; D7/300, 306-312; D9/415, 433, D9/733; D99/28; 194/236, 239, 350, 351; 206/526; 211/59.2; 222/129, 135, 222/144.5, 185.1, 185.2; 312/9.21, 34.22, 312/45

See application file for complete search history.

(56) **References Cited**

U.S. PATENT DOCUMENTS

688,731	A *	12/1901	Hinds	.....	221/68
D157,345	S *	2/1950	Cook	.....	D6/408
3,148,770	A *	9/1964	Cosman	.....	206/526
4,339,162	A *	7/1982	Gelardi et al.	.....	312/9.21
D365,220	S *	12/1995	Cheung	.....	D6/407
8,025,181	B1 *	9/2011	Horn et al.	.....	221/226
8,136,697	B2 *	3/2012	Hackney	.....	221/305
2006/0226169	A1 *	10/2006	Davis et al.	.....	221/211
2008/0237160	A1 *	10/2008	Pedler	.....	211/59.2
2012/0012607	A1 *	1/2012	Kopco et al.	.....	221/155

\* cited by examiner

*Primary Examiner* — Mary Ann Calabrese

(74) *Attorney, Agent, or Firm* — Sughrue Mion, PLLC


(57) **CLAIM**

The ornamental design for a vending machine, as shown and described.

**DESCRIPTION**

FIG. 1 is a front perspective view of the vending machine;  
FIG. 2 is a left side view of thereof;  
FIG. 3 is a right side view thereof;  
FIG. 4 is a front view thereof;  
FIG. 5 is a rear view thereof;  
FIG. 6 is a top view thereof; and,  
FIG. 7 is a bottom view thereof.

**1 Claim, 4 Drawing Sheets**






FIG. 1




FIG. 2




FIG. 3




FIG. 4




FIG. 5

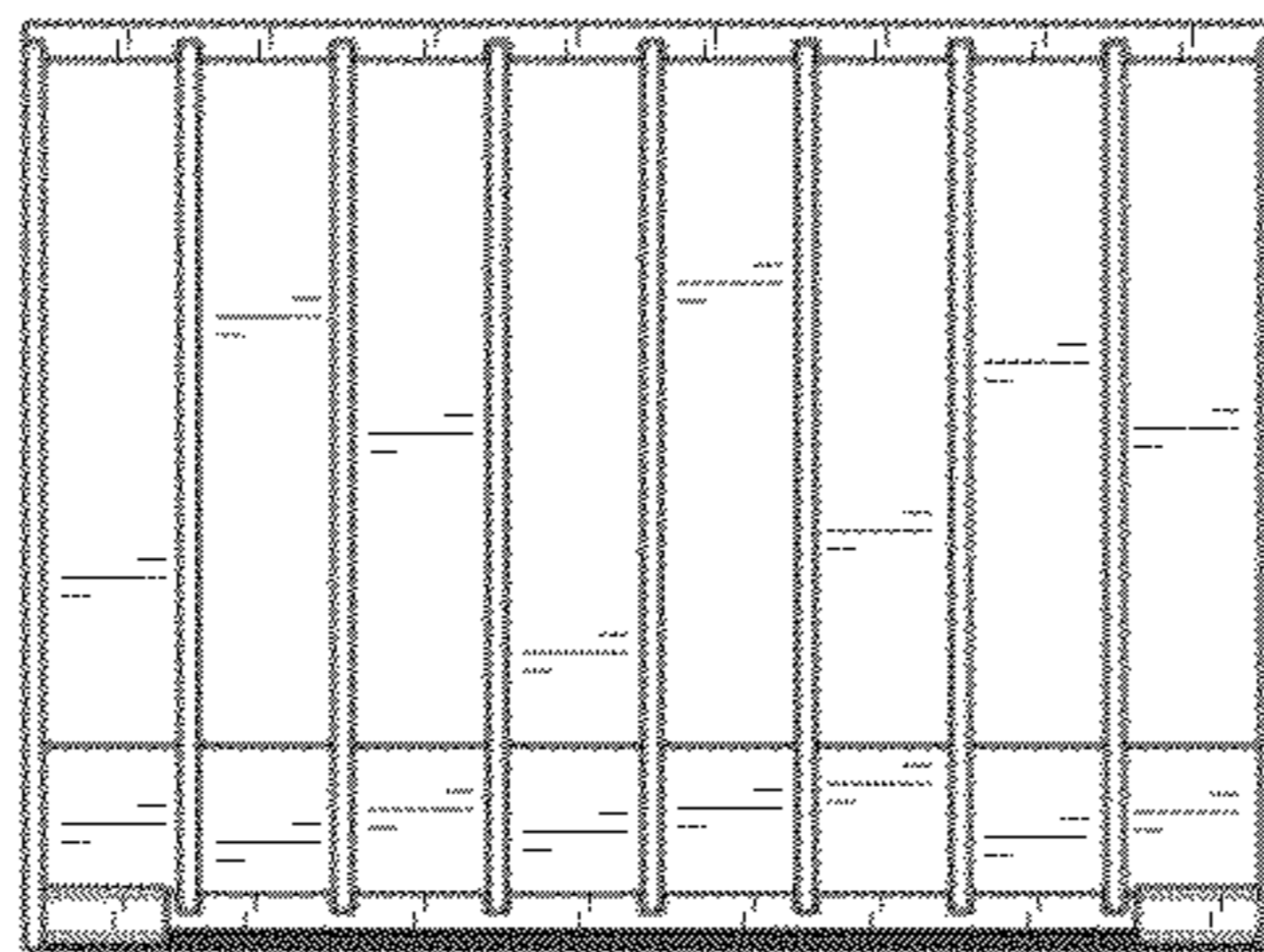


FIG. 6

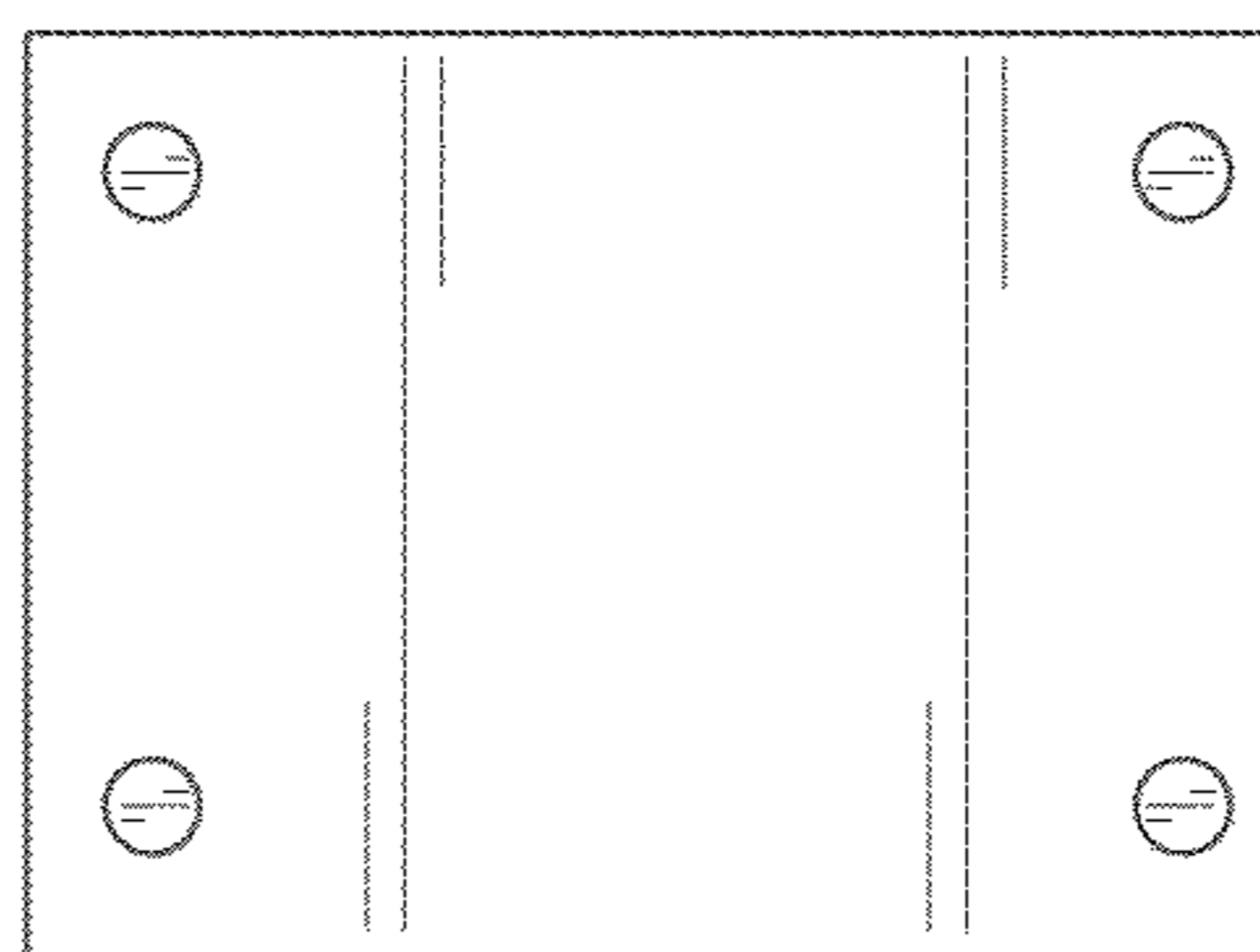


FIG. 7