

US00D693843S

(12) **United States Design Patent**
Gardner et al.

(10) **Patent No.:** **US D693,843 S**
(45) **Date of Patent:** **** Nov. 19, 2013**

(54) **DISPLAY SCREEN WITH TRANSITIONAL GRAPHICAL USER INTERFACE**

(75) Inventors: **David Gardner**, Covington, WA (US);
Neil Cueto, Lynnwood, WA (US)

(73) Assignee: **Microsoft Corporation**, Redmond, WA (US)

(**) Term: **14 Years**

(21) Appl. No.: **29/423,673**

(22) Filed: **Jun. 4, 2012**

(51) **LOC (9) Cl.** **14-04**

(52) **U.S. Cl.**
USPC **D14/489**

(58) **Field of Classification Search**
USPC D14/485–495; 715/700, 703, 706, 715, 715/716, 727, 728, 772, 776, 777, 779, 810, 715/825, 834, 835, 836, 837, 838, 839, 840, 715/845, 846, 847, 849, 856, 857, 858, 859, 715/860, 861, 862, 864, 963, 976, 977; D8/334; D18/29–32

See application file for complete search history.

(56) **References Cited**

U.S. PATENT DOCUMENTS

D454,138	S	*	3/2002	Imamura et al.	D14/486
D566,716	S	*	4/2008	Rasmussen et al.	D14/486
7,536,653	B2	*	5/2009	Badovinac et al.	715/810
D619,613	S	*	7/2010	Dunn	D14/488
D620,950	S	*	8/2010	Rasmussen	D14/489
D650,793	S	*	12/2011	Impas et al.	D14/489
D650,796	S		12/2011	Rincover et al.		
D650,799	S	*	12/2011	Wantland et al.	D14/493

D650,800	S	*	12/2011	Impas et al.	D14/493
D651,612	S	*	1/2012	Impas et al.	D14/489
D651,615	S	*	1/2012	Koehn	D14/493
D652,053	S	*	1/2012	Impas et al.	D14/489
8,122,384	B2	*	2/2012	Partridge et al.	715/863
8,145,703	B2		3/2012	Frishert et al.		
D661,704	S	*	6/2012	Rasmussen	D14/489
D665,423	S		8/2012	Impas et al.		
D673,580	S		1/2013	Doerr		
2006/0184966	A1	*	8/2006	Hunleth et al.	725/39
2007/0288477	A1	*	12/2007	Rekimoto	707/10
2008/0086379	A1	*	4/2008	Dion et al.	705/14
2009/0251410	A1		10/2009	Mori et al.		
2011/0015798	A1	*	1/2011	Golden et al.	700/291
2011/0265023	A1		10/2011	Loomis et al.		

* cited by examiner

Primary Examiner — Angela J Lee

(74) *Attorney, Agent, or Firm* — Banner & Witcoff, Ltd.

(57) **CLAIM**

The ornamental design for a display screen with transitional graphical user interface, as shown and described.


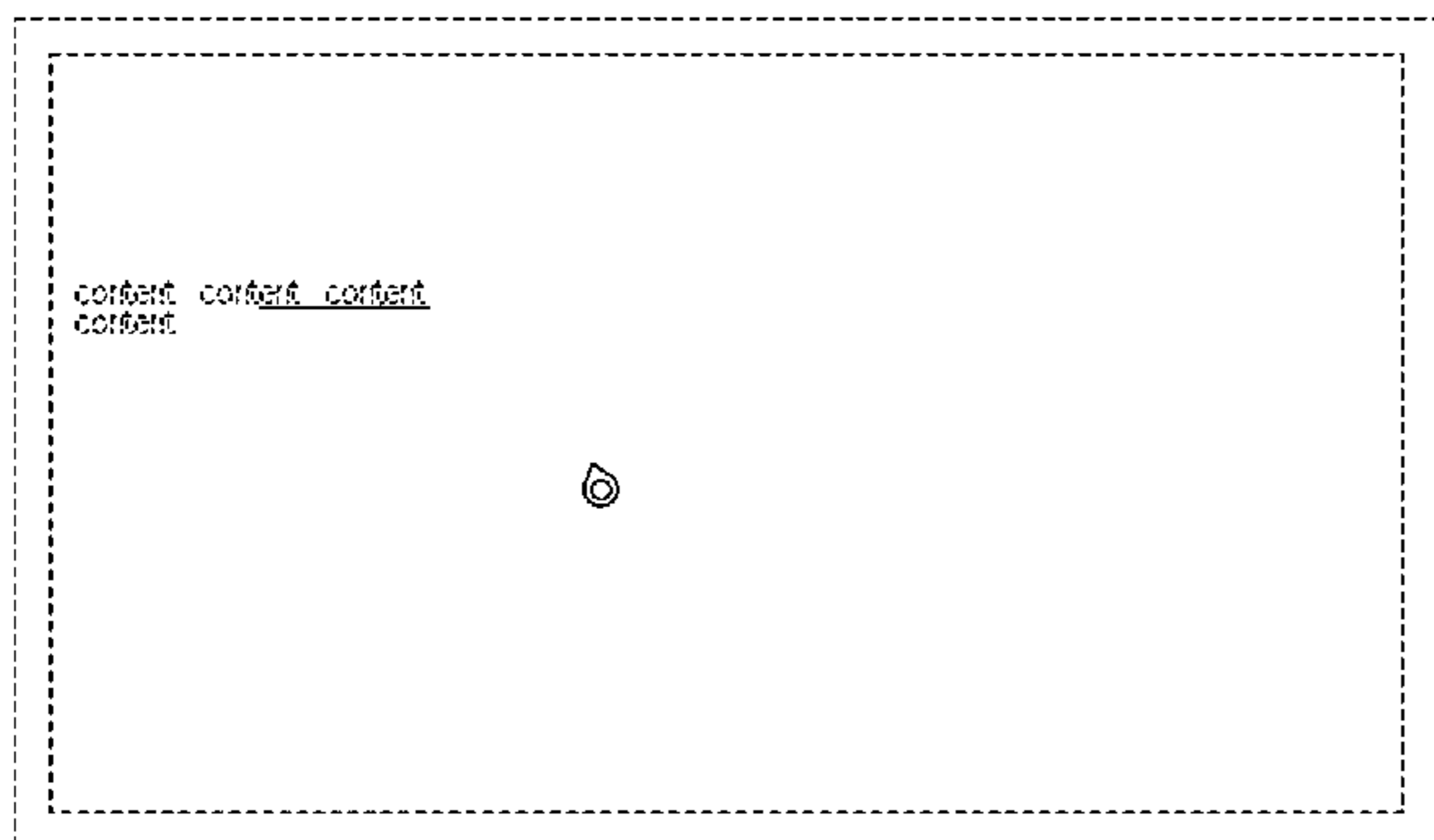
DESCRIPTION

FIG. 1 is the first image in a sequence for a display screen with transitional graphical user interface showing the new design; and,

FIG. 2 is the second image thereof.

The broken line showing of the remainder of the display screen is for environmental purposes only and forms no part of the claimed design. The appearance of the graphical user interface sequentially transitions from FIGS. 1-2. The process or period in which one image transitions to another forms no part of the claimed design.

1 Claim, 2 Drawing Sheets






FIG. 1




FIG. 2