

US00D693826S

(12) **United States Design Patent**  
**Ashida et al.**

(10) **Patent No.:** **US D693,826 S**  
(45) **Date of Patent:** **\*\* Nov. 19, 2013**

(54) **INFORMATION TERMINAL STAND**

(71) Applicant: **Nintendo Co., Ltd.**, Kyoto (JP)

(72) Inventors: **Kenichiro Ashida**, Kyoto (JP); **Masato Ibuki**, Kyoto (JP); **Fumiyoshi Suetake**, Kyoto (JP); **Naoya Yamamoto**, Kyoto (JP); **Junji Takamoto**, Kyoto (JP); **Takanori Okamura**, Kyoto (JP); **Yoshitaka Tamura**, Kyoto (JP)

(73) Assignee: **Nintendo Co., Ltd.**, Kyoto (JP)

(\*\*) Term: **14 Years**

(21) Appl. No.: **29/434,680**

(22) Filed: **Oct. 16, 2012**

(30) **Foreign Application Priority Data**

Apr. 16, 2012 (JP) ..... 2012-008919

(51) **LOC (9) Cl.** ..... **08-07**

(52) **U.S. Cl.**  
USPC ..... **D14/447**

(58) **Field of Classification Search**  
USPC ..... D14/447, 432, 433, 439, 440, 451, 452, D14/239, 217, 224.1, 251, 252, 253, 457, D14/458, 459, 460, 461, 434, 205, 209.1, D14/223; D6/406.1, 406.2, 406.3, 406.4, D6/406.5, 406.6; D12/415; 361/679.09, 361/679.21, 679.22, 679.24, 679.26, 361/679.27, 679.28, 679.3, 679.55, 679.56, 361/709; 248/917-924, 133, 136, 139, 150, 248/176.1, 188.6; D13/108, 110; D8/363; D21/333

See application file for complete search history.

(56) **References Cited**

U.S. PATENT DOCUMENTS

D453,155 S *	1/2002	Michel .....	D14/253
D543,246 S	5/2007	Ashida et al.	
D556,836 S	12/2007	Ashida et al.	
D574,383 S	8/2008	Maruyama et al.	
D575,350 S	8/2008	Ashida et al.	
D582,486 S	12/2008	Ashida et al.	
D588,139 S	3/2009	Fujino et al.	
D589,962 S	4/2009	Maruyama et al.	
D590,404 S *	8/2009	Kim et al. ....	D14/447
D598,453 S *	8/2009	Solomon et al. ....	D14/434
D598,920 S	8/2009	Fujino et al.	

(Continued)

FOREIGN PATENT DOCUMENTS

JP	1466180	4/2013
TW	105898	8/2005

(Continued)

OTHER PUBLICATIONS

Design U.S. Appl. No. 29/434,681, filed Oct. 16, 2012 (pending).

(Continued)

*Primary Examiner* — Angela J Lee

(74) *Attorney, Agent, or Firm* — Nixon & Vanderhye, P.C.

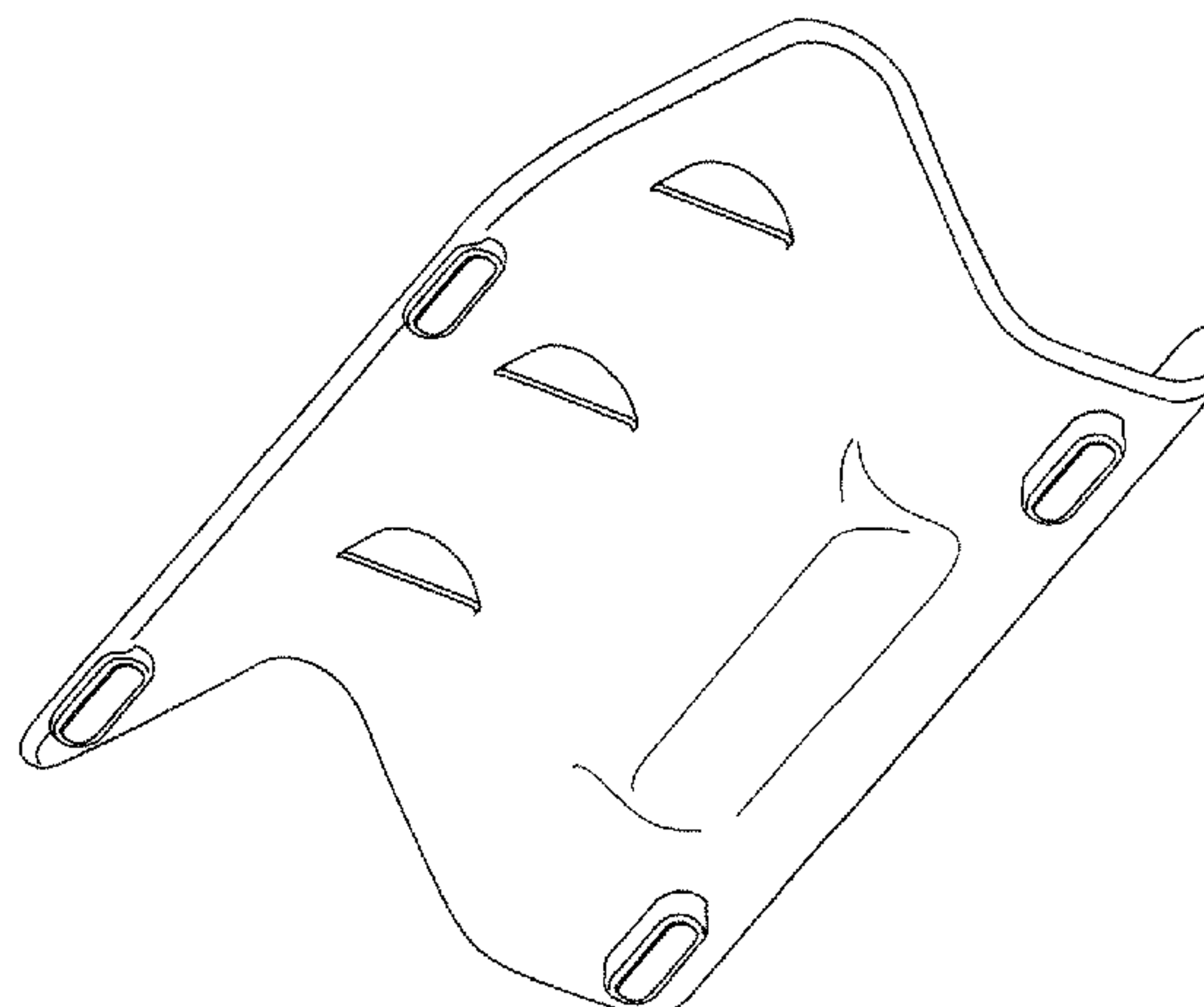
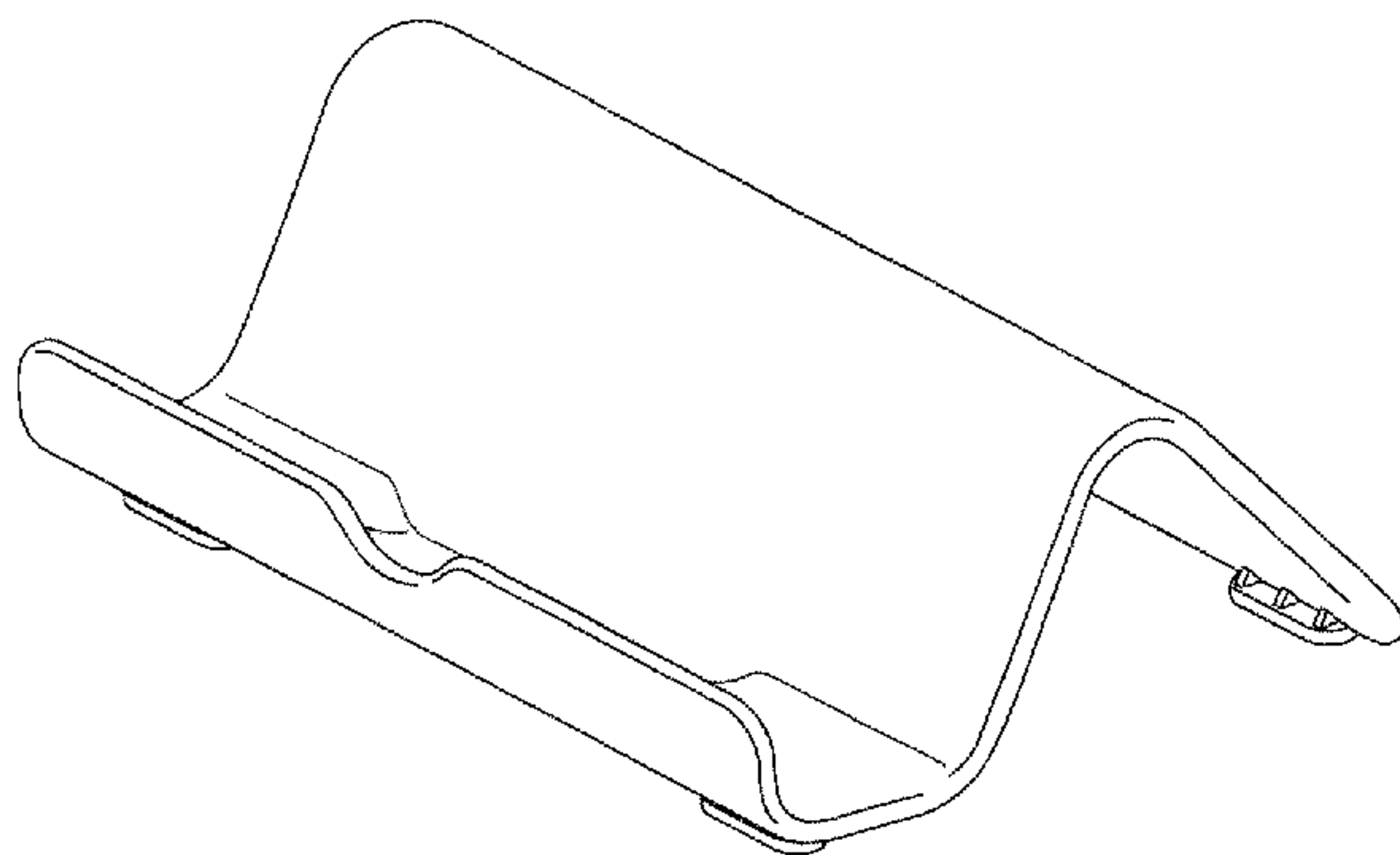
(57) **CLAIM**

The ornamental design for an information terminal stand, as shown and described.

**DESCRIPTION**

FIG. 1 is a front, right and top perspective view of an information terminal stand showing our new design; FIG. 2 is a rear, left and bottom perspective view thereof; FIG. 3 is a front view thereof; FIG. 4 is a rear plan view thereof; FIG. 5 is a top plan view thereof; FIG. 6 is a bottom plan view thereof; FIG. 7 is a left side view thereof; and, FIG. 8 is a right side view thereof.

**1 Claim, 2 Drawing Sheets**



(56)

**References Cited**

U.S. PATENT DOCUMENTS

D605,233 S 12/2009 Ashida et al.  
D626,129 S \* 10/2010 Lutz ..... D14/447  
D636,395 S \* 4/2011 Anderson et al. .... D14/434  
D641,024 S 7/2011 Zenri et al.  
D648,325 S \* 11/2011 Akana et al. .... D14/217  
D650,448 S 12/2011 Zenri et al.  
D652,834 S \* 1/2012 Jones et al. .... D14/434  
D655,351 S 3/2012 Zenri et al.  
D656,500 S 3/2012 Maruyama et al.  
D656,555 S 3/2012 Zenri et al.  
D662,082 S \* 6/2012 McManigal ..... D14/217  
D671,949 S \* 12/2012 Jeon et al. .... D14/447  
D672,357 S \* 12/2012 Allen ..... D14/447  
D676,037 S 2/2013 Schupsky

D676,054 S \* 2/2013 Izen et al. .... D14/447  
D677,260 S \* 3/2013 Hong et al. .... D14/447  
D682,840 S \* 5/2013 Tsai et al. .... D14/447

FOREIGN PATENT DOCUMENTS

TW 133586 3/2010  
TW 135381 6/2010  
TW 142468 9/2011  
TW 145381 2/2012  
TW 151327 1/2013

OTHER PUBLICATIONS

Design U.S. Appl. No. 29/425,278, filed Jun. 12, 2012, pending.  
Design U.S. Appl. No. 29/405,245, filed Oct. 31, 2011, pending.

\* cited by examiner

FIG. 1

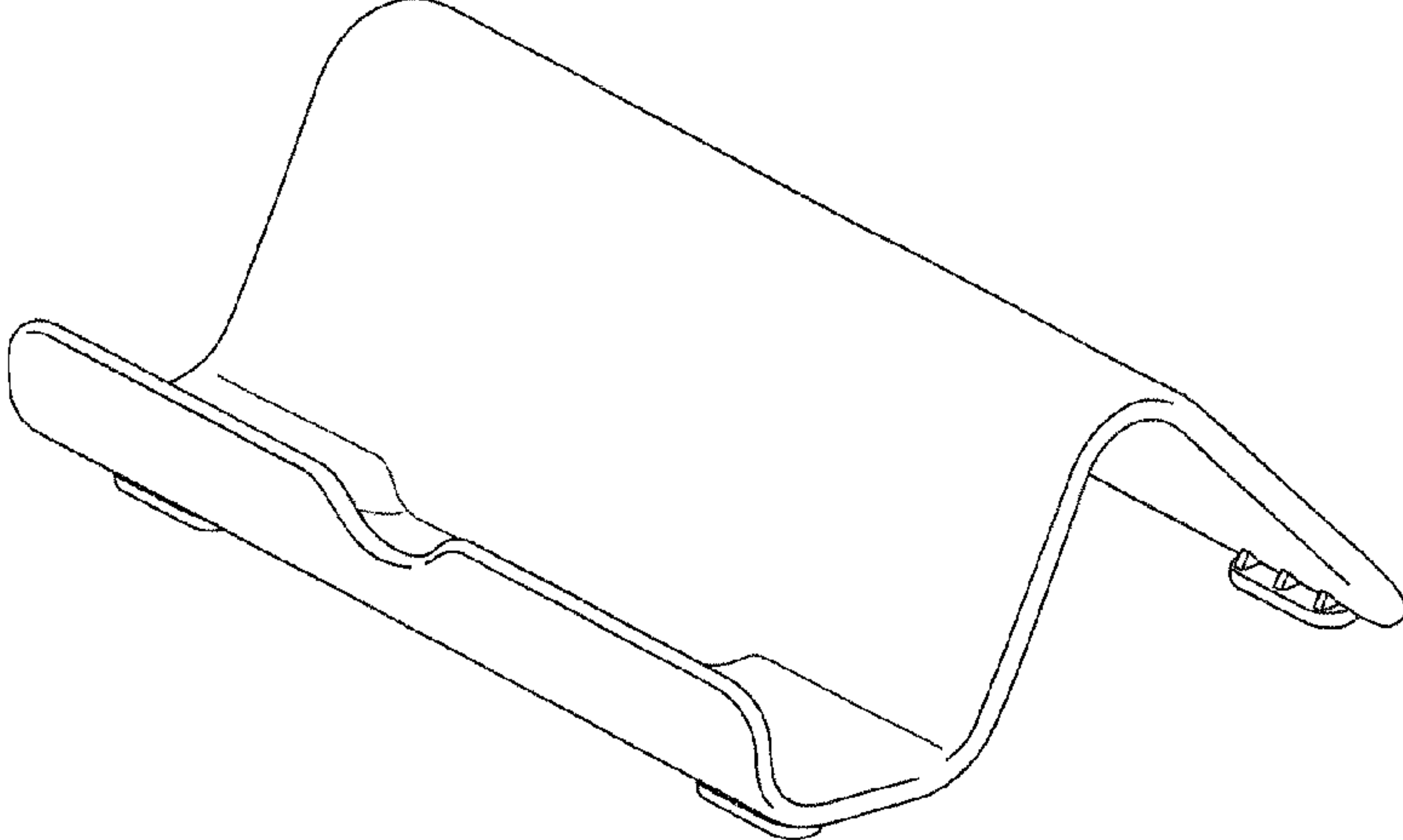


FIG. 2

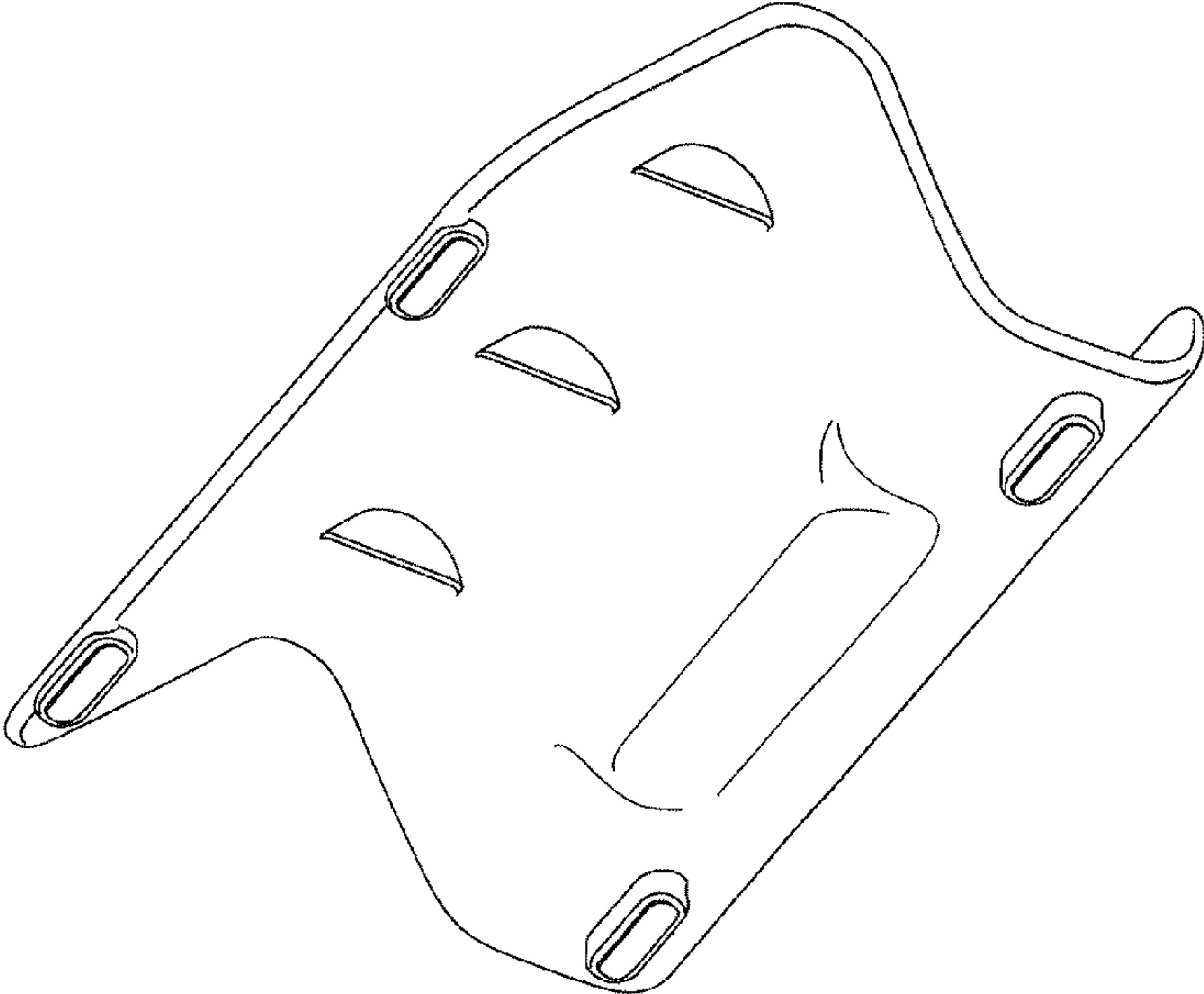


FIG. 3

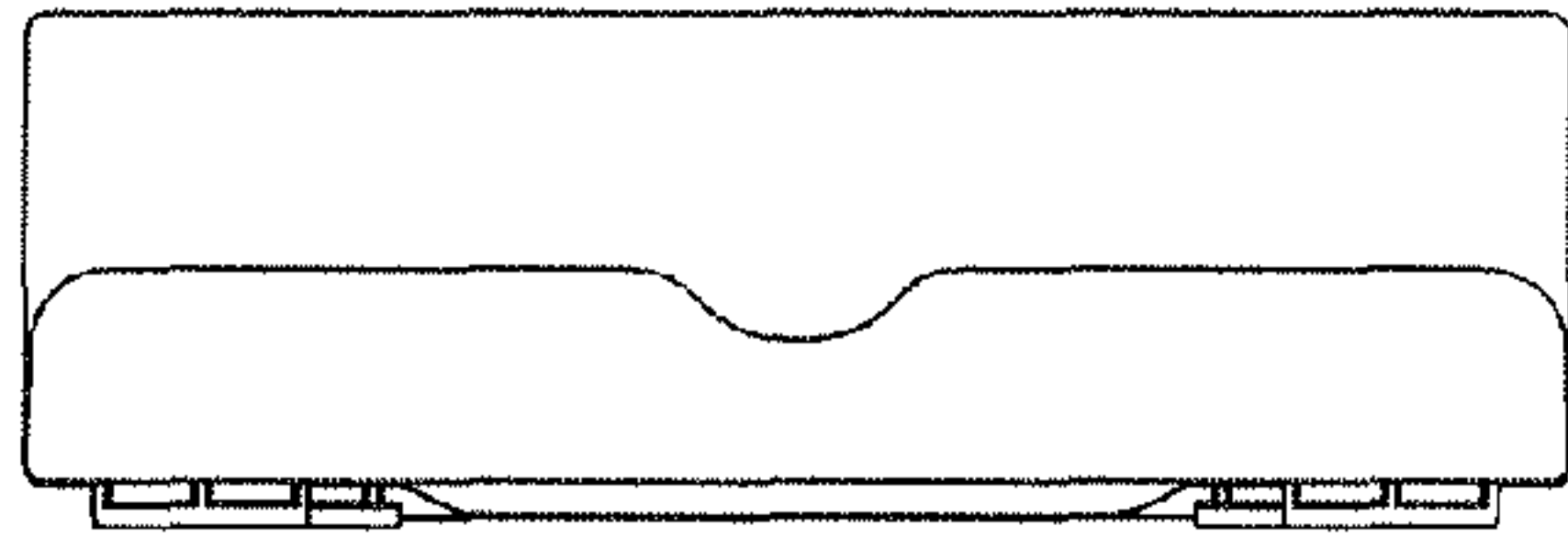


FIG. 4




FIG. 5

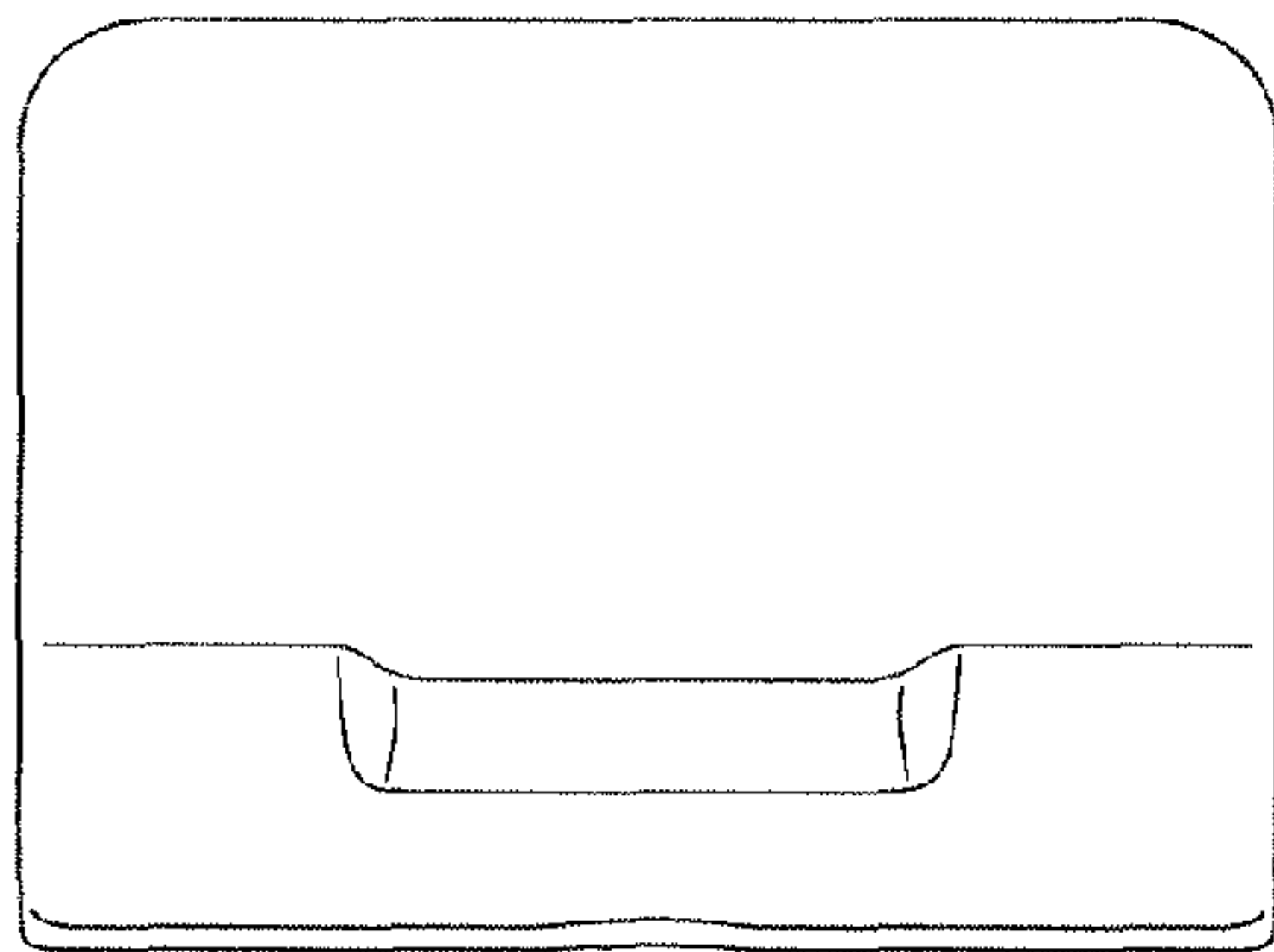


FIG. 6

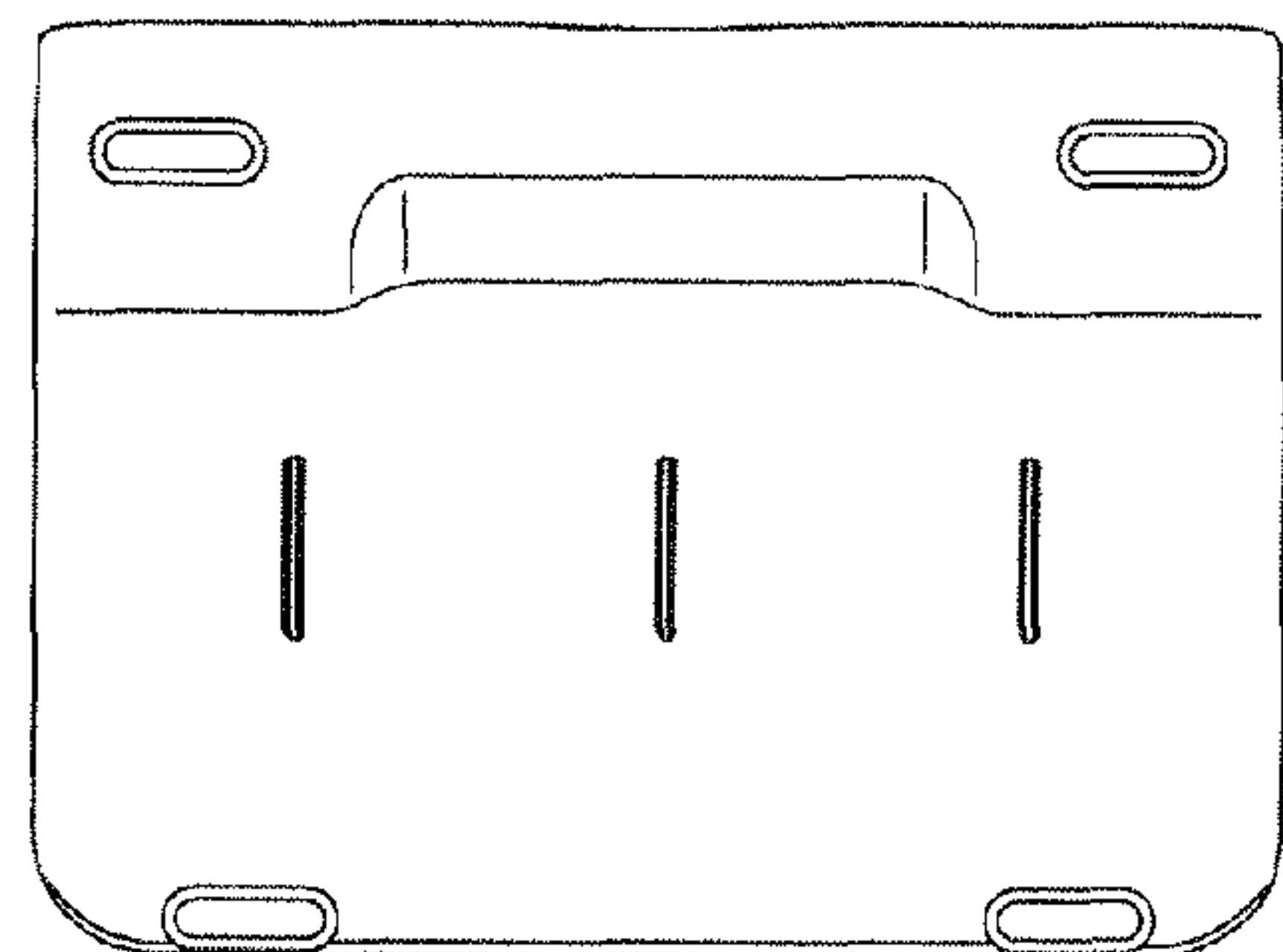


FIG. 7

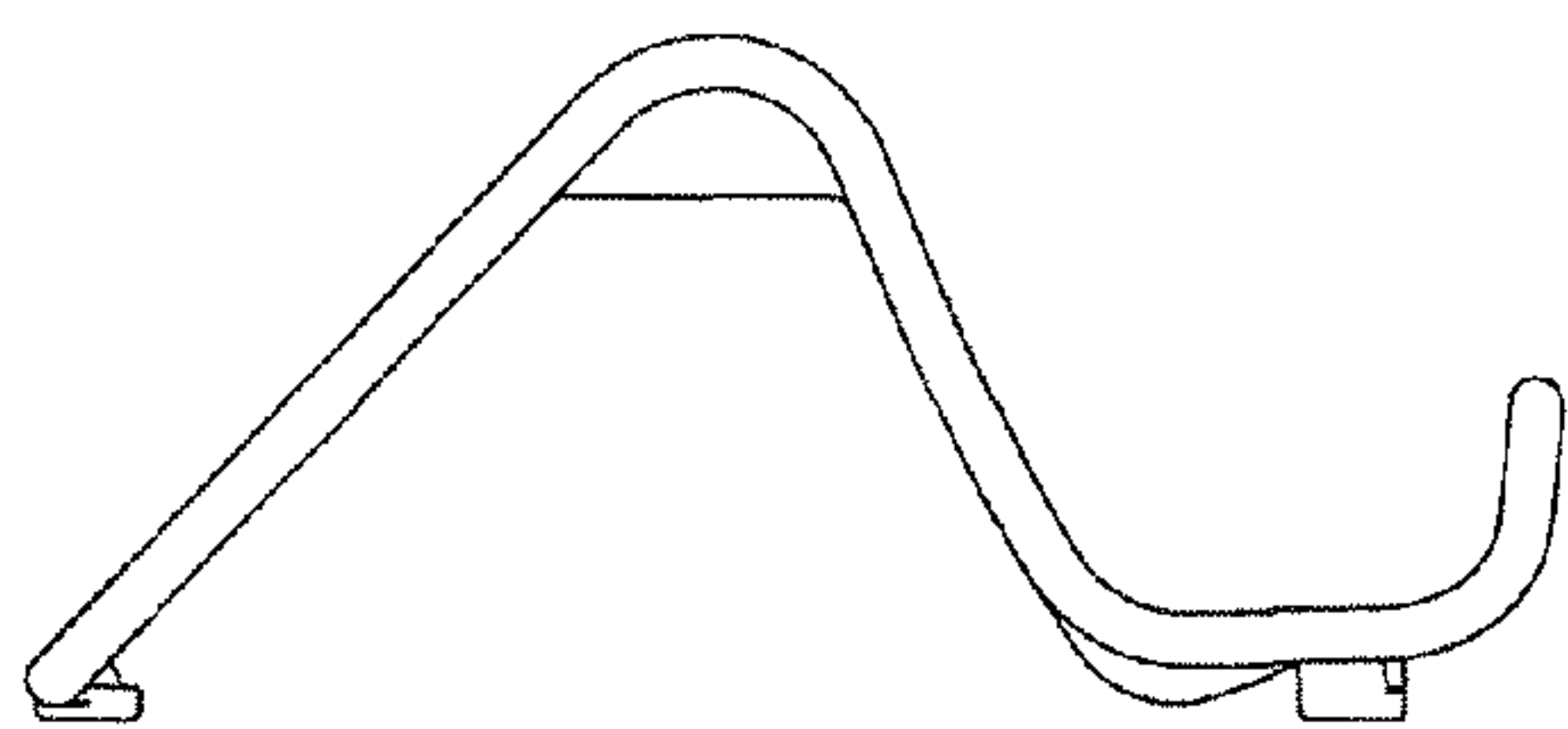


FIG. 8

