

US00D693825S

(12) **United States Design Patent**  
**Weckert**

(10) **Patent No.:** **US D693,825 S**  
(45) **Date of Patent:** **\*\* Nov. 19, 2013**

(54) **COMPUTER PERIPHERAL DEVICE FOR A VEHICLE**

(75) Inventor: **Vincent Holger Weckert**, München (DE)

(73) Assignee: **Continental Automotive GmbH**, Hannover (DE)

(\*\*) Term: **14 Years**

(21) Appl. No.: **29/410,507**

(22) Filed: **Jan. 9, 2012**

(30) **Foreign Application Priority Data**

Jul. 7, 2011 (EM) ..... 001888413-0005

(51) **LOC (9) Cl.** ..... **08-07**

(52) **U.S. Cl.**  
USPC ..... **D14/447**

(58) **Field of Classification Search**

USPC ..... D14/432, 433, 434, 439, 440, 451, 452, D14/239, 217, 224.1, 251, 252, 253, 457, D14/458, 459, 460, 461; D6/406.1, 406.2, D6/406.3, 406.4, 406.5, 406.6; 361/679.06, 679.21, 679.22, 679.24, 361/679.26, 679.27, 679.28, 679.3, 679.55, 361/679.56, 709; 248/917-924, 133, 136, 248/139, 150, 176.1, 188.6; D13/108, 110; D12/415, 416

See application file for complete search history.

(56) **References Cited**

U.S. PATENT DOCUMENTS

4,375,881	A *	3/1983	Mitchell	.....	248/447.1
5,385,283	A *	1/1995	Shioda	.....	224/276
D358,612	S *	5/1995	Smith	.....	D19/88
D393,237	S *	4/1998	Mondo, Jr.	.....	D12/177
D431,019	S *	9/2000	Richter	.....	D12/426.1
6,494,148	B1 *	12/2002	Mullaney	.....	108/44
D478,072	S *	8/2003	Chow et al.	.....	D14/253
D589,036	S *	3/2009	Unsworth	.....	D14/239
D598,919	S *	8/2009	Takemasa et al.	.....	D14/432
D663,735	S *	7/2012	Musselman	.....	D14/447
D664,602	S *	7/2012	Chiu et al.	.....	D21/333
D670,295	S *	11/2012	Prescott et al.	.....	D14/447
D677,670	S *	3/2013	Vizcarra et al.	.....	D14/447

\* cited by examiner

*Primary Examiner* — Angela J Lee

(74) *Attorney, Agent, or Firm* — Cozen O'Connor

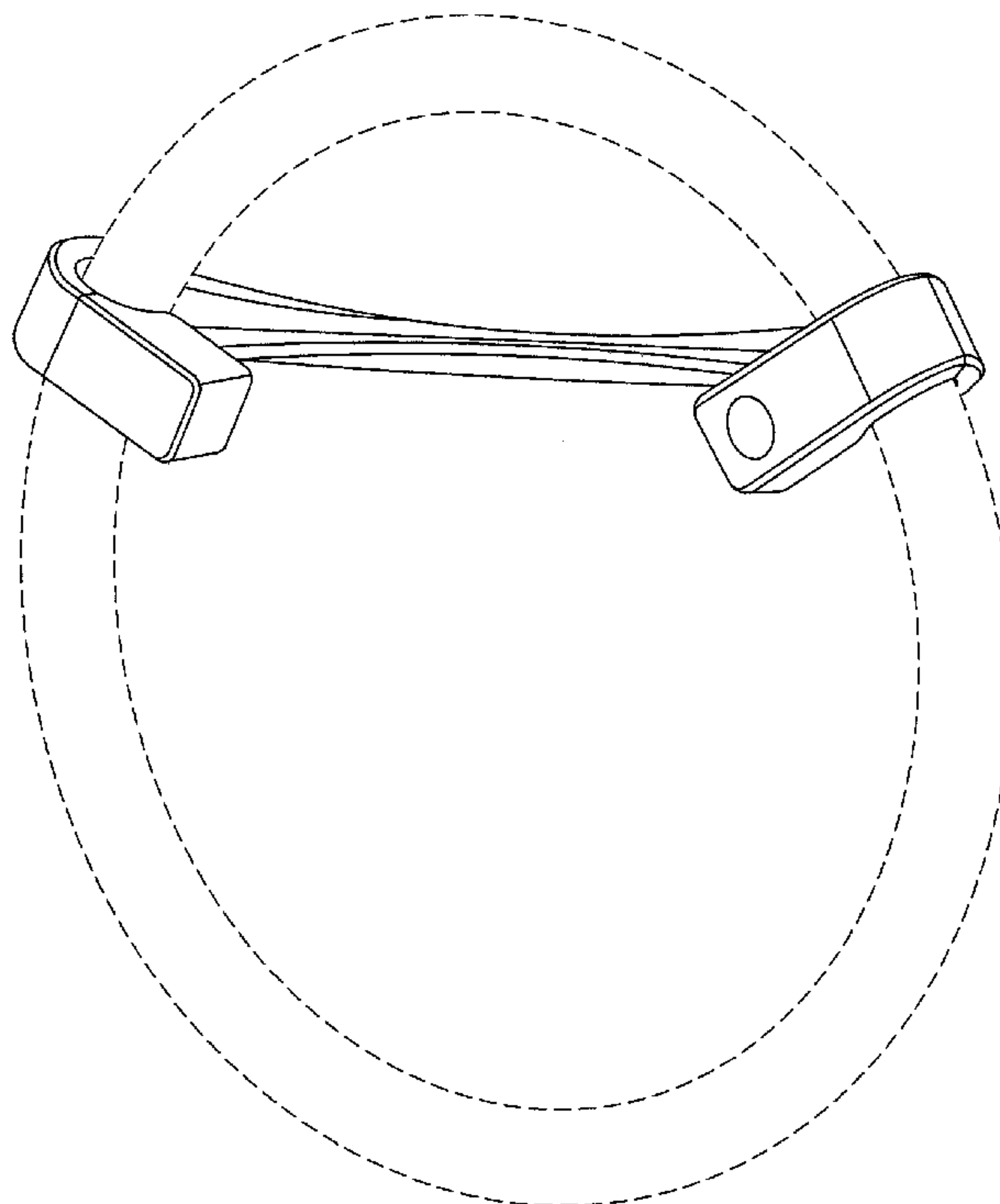
(57) **CLAIM**

The ornamental design for a computer peripheral device for a vehicle, as shown and described.

**DESCRIPTION**

FIG. 1 is a front view of a peripheral device showing the present invention;  
FIG. 2 is a back view thereof; and,  
FIG. 3 is a perspective view thereof.  
The broken lines shown in the figures are for illustrative and exemplary purposes only and form no part of the claimed design.

**1 Claim, 2 Drawing Sheets**






FIG. 1




FIG. 2

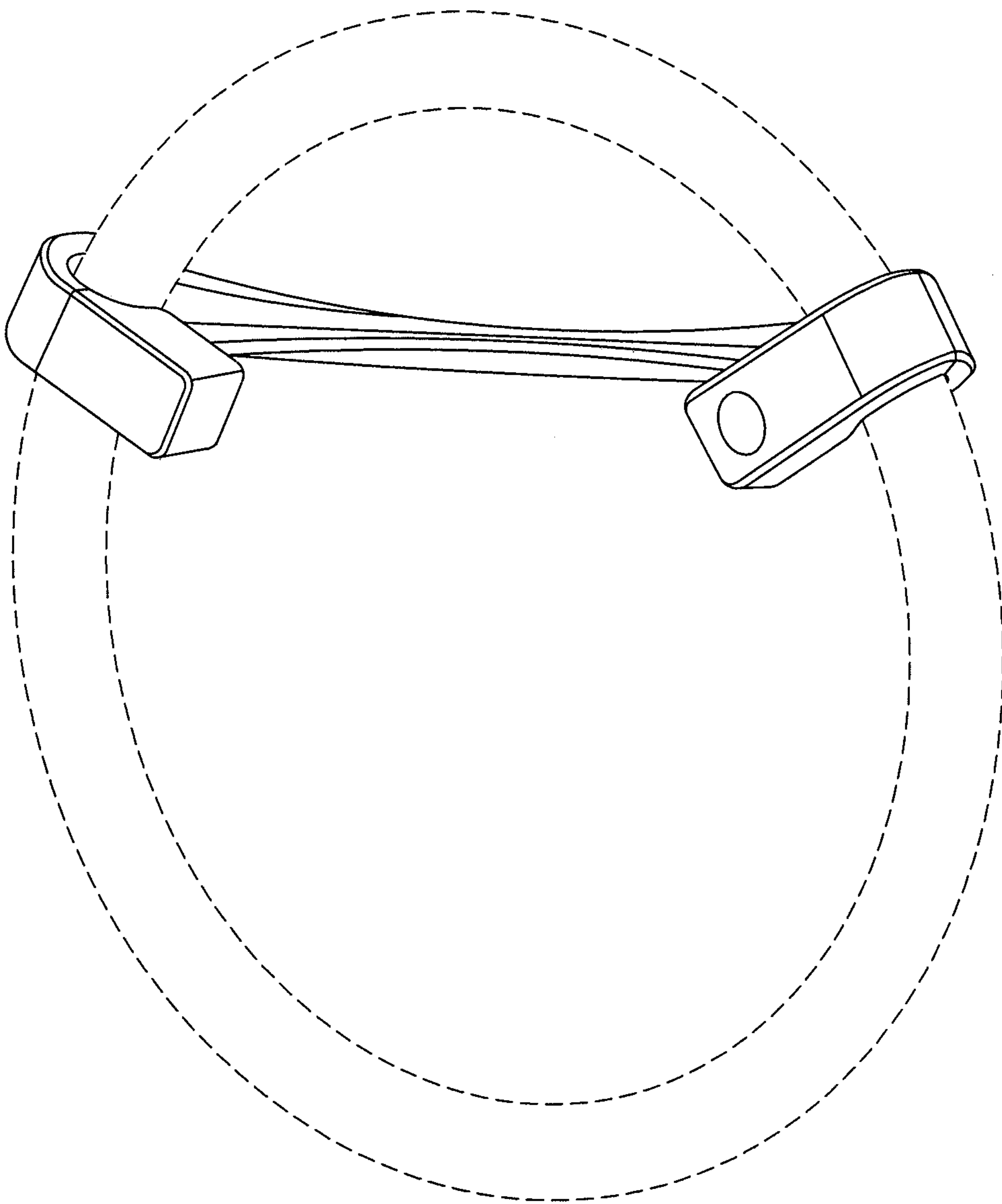


FIG. 3