



US00D693812S

(12) **United States Design Patent**
Godoy et al.

(10) **Patent No.:** **US D693,812 S**

(45) **Date of Patent:** **** Nov. 19, 2013**

(54) **POWER SUPPLY PEDAL**

(76) Inventors: **Arthur Alexander Godoy**, Surrey (CA);
Stephen Andrew Godoy, Long Beach,
CA (US)

(**) Term: **14 Years**

(21) Appl. No.: **29/427,473**

(22) Filed: **Jul. 18, 2012**

(30) **Foreign Application Priority Data**

Jul. 12, 2012 (CA) 146464

(51) **LOC (9) Cl.** **14-01**

(52) **U.S. Cl.**
USPC **D14/419; D21/333**

(58) **Field of Classification Search**
USPC D21/324, 325, 328, 333; D14/400, 401,
D14/412, 419, 437, 413; 273/148 B, 148 R,
273/441, 450, 461, 309, 380; 463/1, 7, 30,
463/31, 32, 46, 47; 434/43, 45; 345/156,
345/161

See application file for complete search history.

(56) **References Cited**

U.S. PATENT DOCUMENTS

5,148,152 A * 9/1992 Stueckle et al. 345/156
5,166,467 A * 11/1992 Brown 84/715
D339,612 S * 9/1993 Carter et al. D14/419

D362,278 S * 9/1995 Hayes D14/419
D368,496 S * 4/1996 Seger D14/419
5,610,631 A * 3/1997 Bouton et al. 345/161
5,841,426 A * 11/1998 Dodson et al. 345/163
D460,760 S * 7/2002 Whitehorn et al. D14/419
6,739,974 B2 * 5/2004 Kanno et al. 463/36
D503,173 S * 3/2005 Hussaini et al. D14/419
D525,246 S * 7/2006 Nakanishi D14/419
D566,782 S * 4/2008 Ikeda et al. D21/333

* cited by examiner

Primary Examiner — Prabhakar Deshmukh

(74) *Attorney, Agent, or Firm* — Dean Palmer IP
Law/IPProperty Inc.

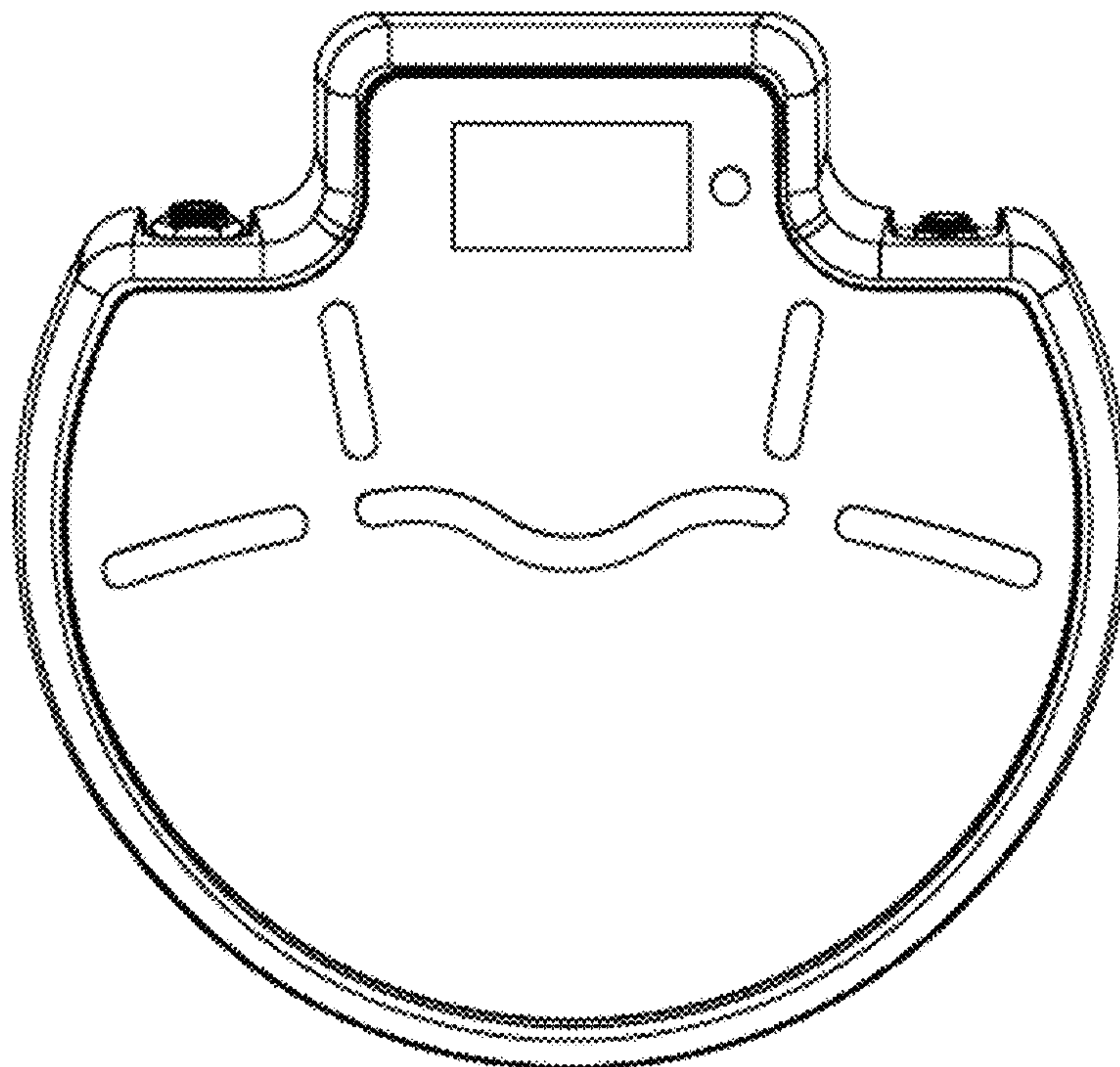
(57) **CLAIM**

The ornamental design for a power supply pedal, as shown
and described.

DESCRIPTION

FIG. 1 is a top plan view of a power supply pedal showing our
new design;
FIG. 2 is a top left perspective view thereof;
FIG. 3 is top right perspective view thereof;
FIG. 4 is a front elevational view thereof;
FIG. 5 is a rear elevational view thereof;
FIG. 6 is a left side elevational view thereof;
FIG. 7 is a right side elevational view thereof; and,
FIG. 8 is an alternate embodiment of FIG. 1. The front, rear,
left and right sides of FIG. 8 are identical to FIGS. 4-7 of the
FIG. 1 embodiment respectively.

1 Claim, 8 Drawing Sheets



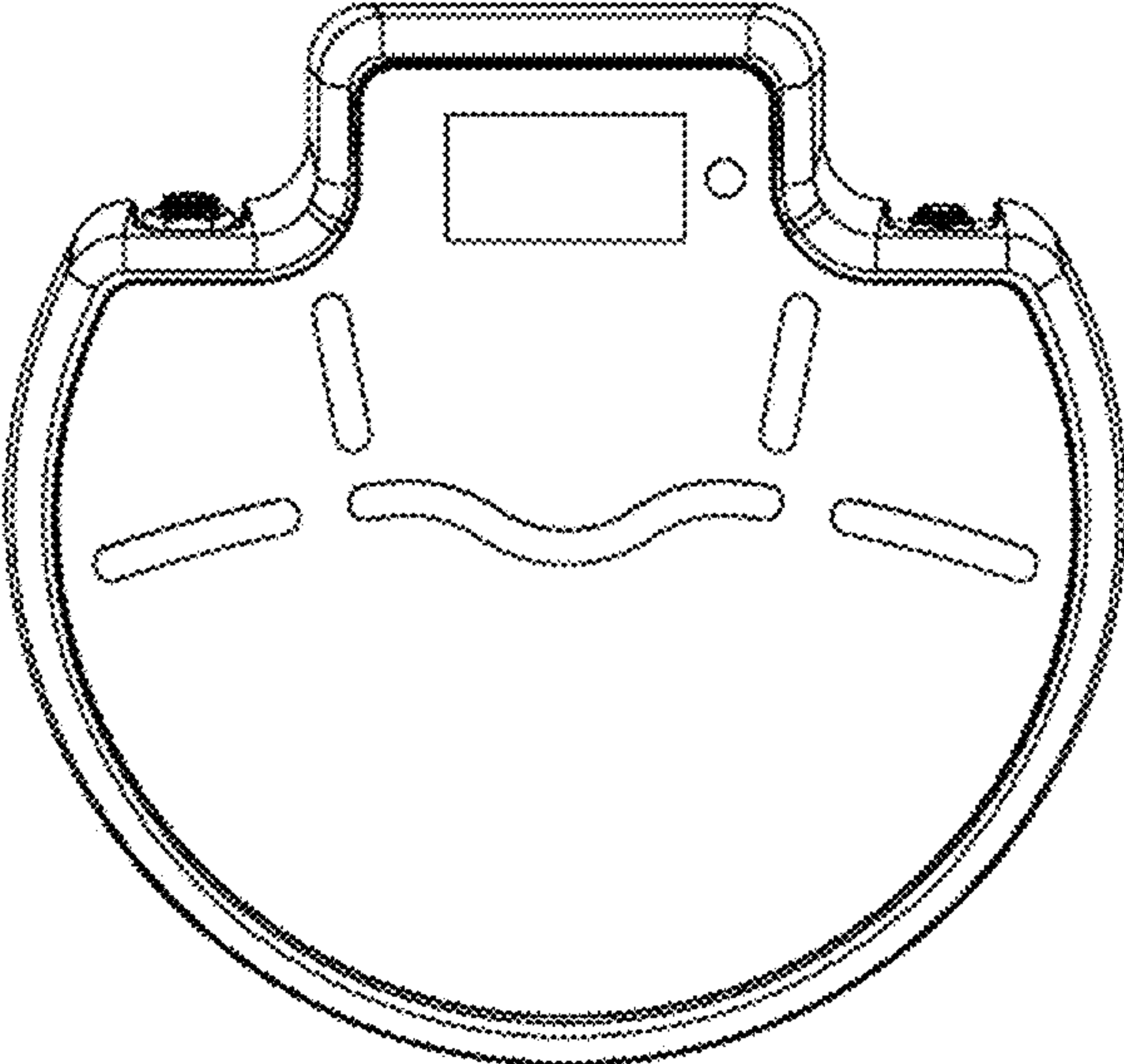


FIG. 1

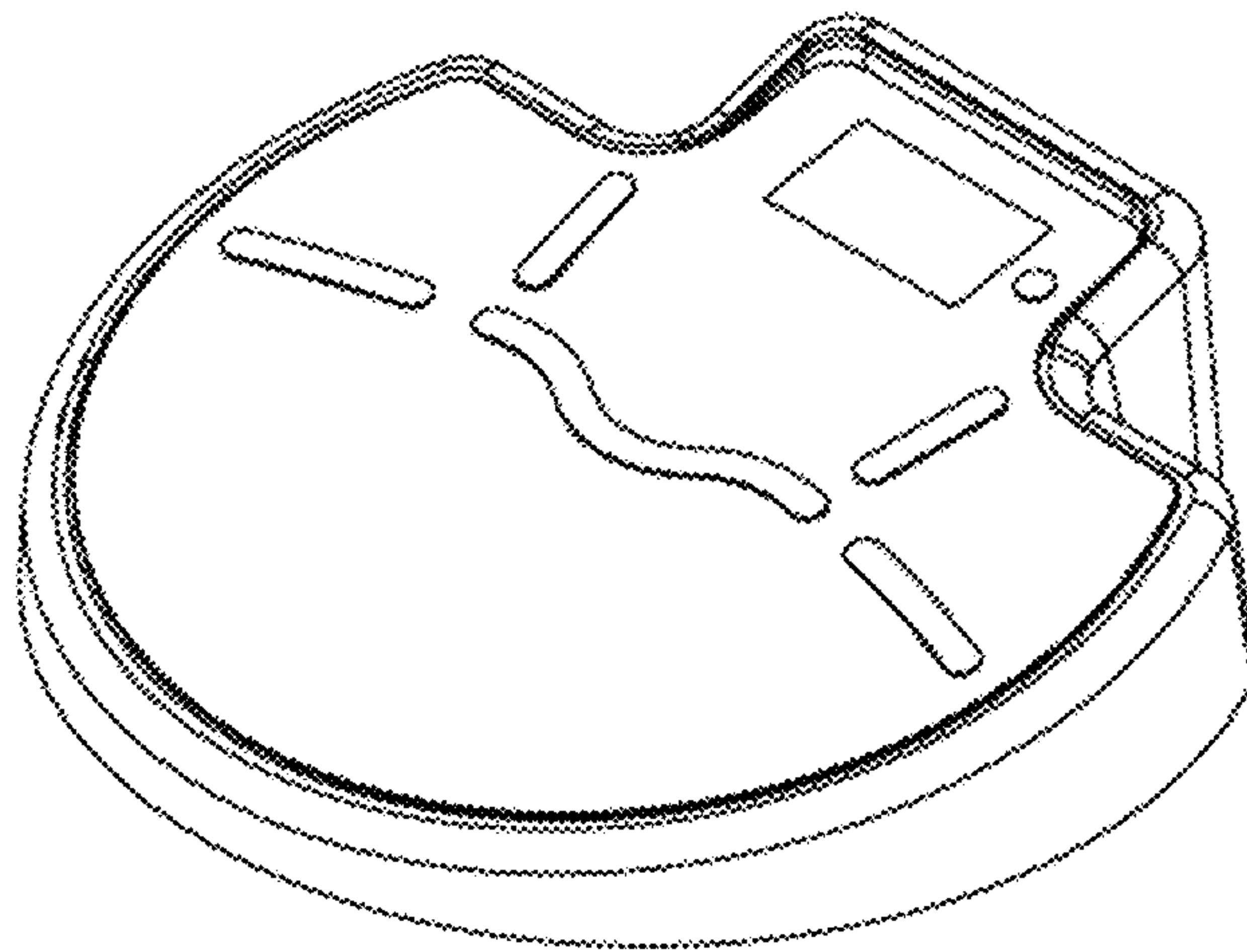


FIG. 2

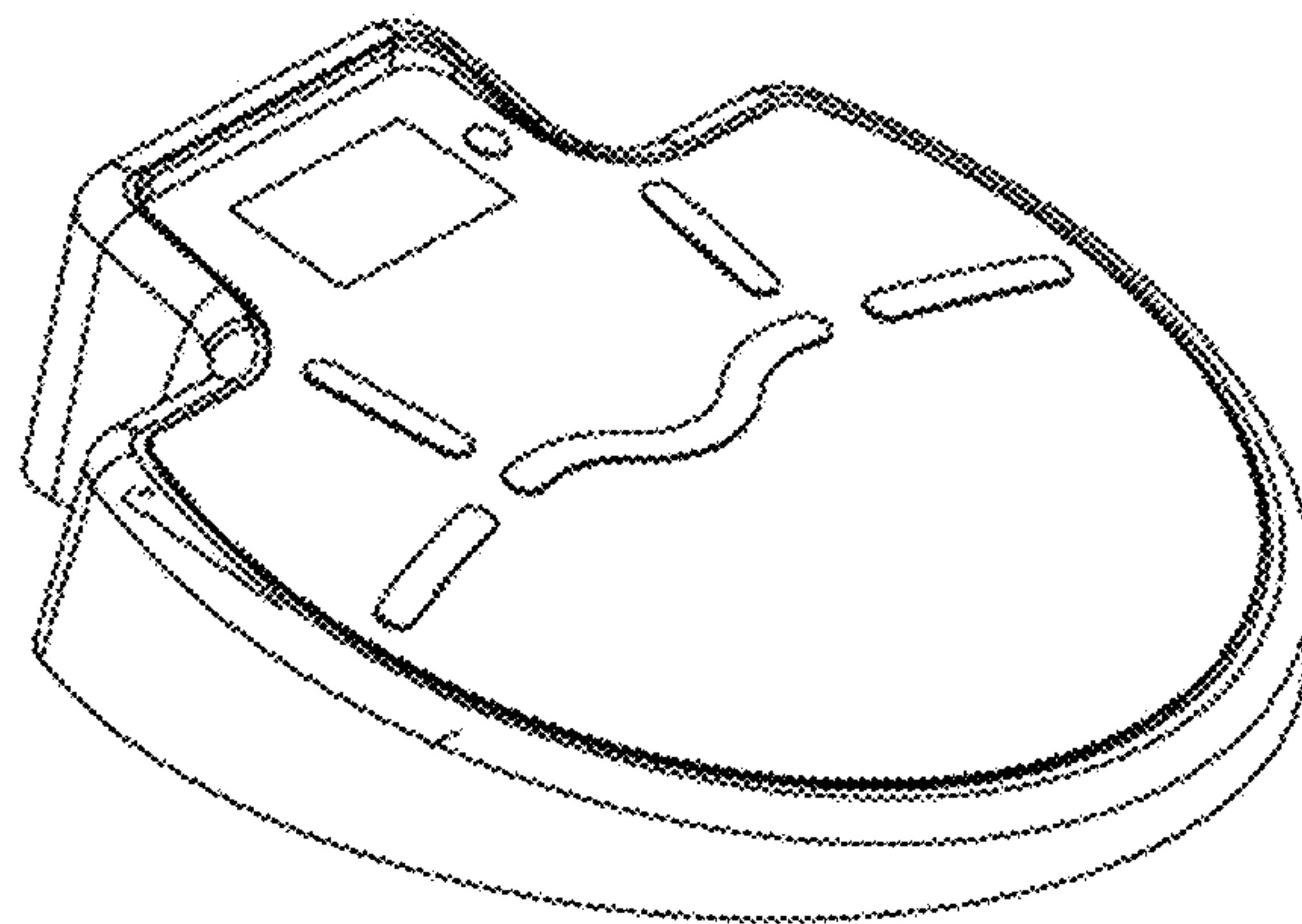


FIG. 3




FIG. 4




FIG. 5




FIG. 6




FIG. 7

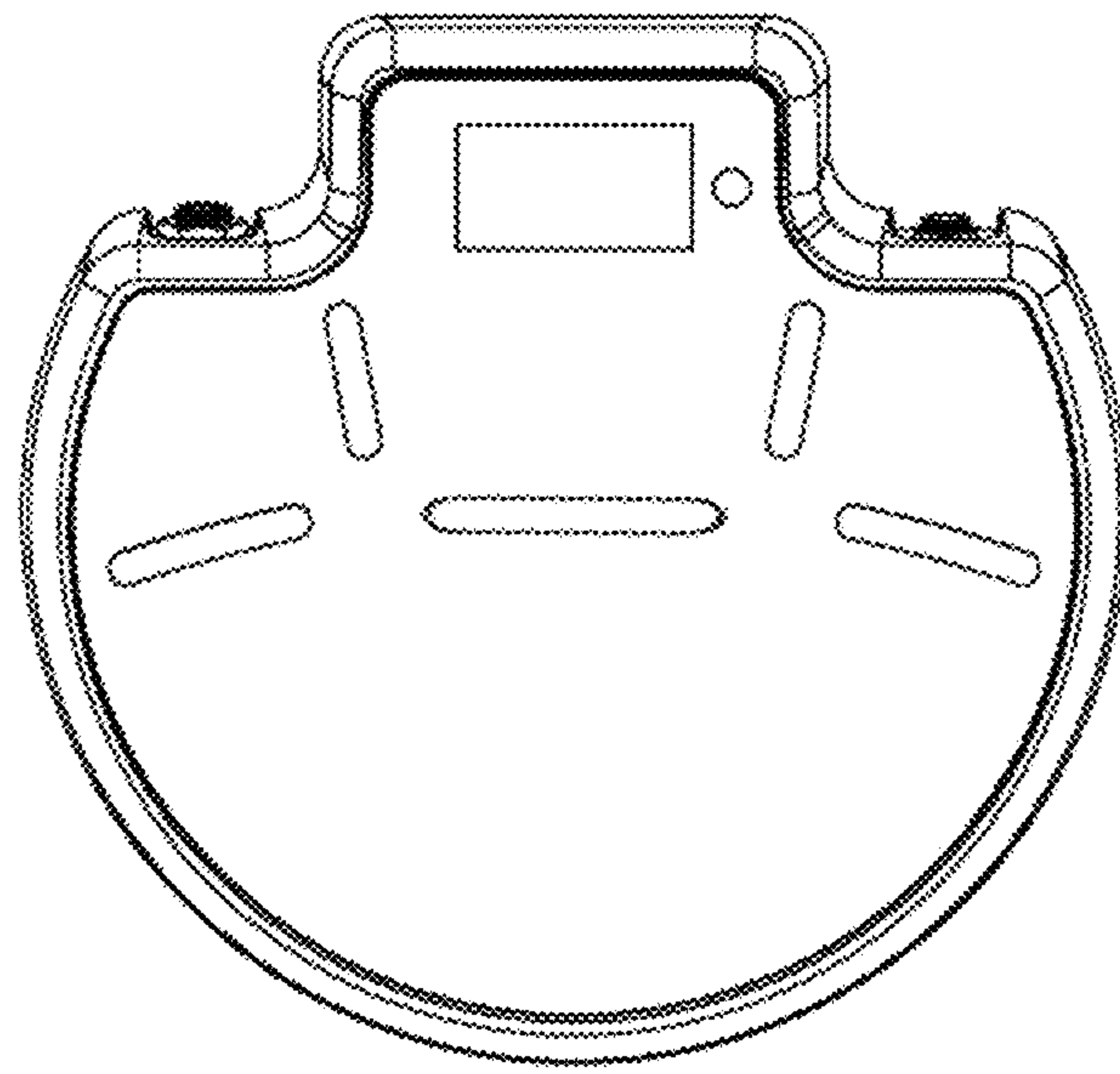


FIG. 8