



US00D693792S

(12) **United States Design Patent**
Seto

(10) **Patent No.:** **US D693,792 S**

(45) **Date of Patent:** **** Nov. 19, 2013**

(54) **HOOK FOR EAR PIECE**

(71) Applicant: **Shinji Seto**, Fukuoka (JP)

(72) Inventor: **Shinji Seto**, Fukuoka (JP)

(**) Term: **14 Years**

(21) Appl. No.: **29/438,729**

(22) Filed: **Dec. 3, 2012**

(30) **Foreign Application Priority Data**

Jun. 6, 2012 (JP) D2012-013448

(51) **LOC (9) Cl.** **14-01**

(52) **U.S. Cl.**
USPC **D14/205**; D14/223

(58) **Field of Classification Search**
USPC D14/205, 223, 240; D11/12; D99/26;
24/518; 63/29.1, 3.1; 181/129, 130,
181/135; 379/430, 431; 381/374, 334, 380,
381/381

See application file for complete search history.

(56) **References Cited**

U.S. PATENT DOCUMENTS

243,793	A *	7/1881	Richards	63/11
363,885	A *	5/1887	Brown	63/38
1,448,465	A *	3/1923	Sherman	63/3
1,525,005	A *	2/1925	Sherman	63/3.1
2,612,139	A *	9/1952	Collins	119/865
2,623,256	A *	12/1952	Feibelman	24/303
2,681,545	A *	6/1954	Hall	59/80
2,893,089	A *	7/1959	Bacon	24/116 A
3,305,254	A *	2/1967	Hopkins	403/313
3,357,204	A *	12/1967	Davis	63/39
3,811,334	A *	5/1974	Kuenzig et al.	474/231
4,311,149	A *	1/1982	Panicci	606/235
D299,344	S *	1/1989	Stevens	D14/249
4,982,581	A *	1/1991	Furuyama	63/29.1
D326,268	S *	5/1992	Le Tixerant	D14/253
D449,592	S *	10/2001	Koss et al.	D14/223
6,349,568	B1 *	2/2002	Ito	63/3
6,396,935	B1 *	5/2002	Makkonen	381/334

6,401,488	B1 *	6/2002	Cousin et al.	63/3
6,427,018	B1 *	7/2002	Keliiliki	381/381
D470,790	S *	2/2003	Schmidt	D11/11
D480,073	S *	9/2003	Jensen et al.	D14/240
6,772,853	B2 *	8/2004	Yang	181/129
D508,865	S *	8/2005	Madauss et al.	D11/3
6,981,391	B2 *	1/2006	Suzuki	63/3.1
D518,816	S *	4/2006	Naito et al.	D14/205
D525,617	S *	7/2006	Darbut	D14/223
D527,377	S *	8/2006	Darbut	D14/223
D547,230	S *	7/2007	Unterbrunner et al.	D11/90
D566,104	S *	4/2008	Suzuki	D14/223
D577,240	S *	9/2008	Francis	D6/581
D585,881	S *	2/2009	Nam et al.	D14/223
D589,152	S *	3/2009	Champkins	D24/187
D593,077	S *	5/2009	Williams et al.	D14/223
D597,069	S *	7/2009	Wengreen	D14/205
D604,717	S *	11/2009	Choe	D14/205
D635,559	S *	4/2011	Rye et al.	D14/223
D654,057	S *	2/2012	Burgett et al.	D14/223

* cited by examiner

Primary Examiner — Paula Greene

(74) *Attorney, Agent, or Firm* — McClure, Qualey & Rodack, LLP

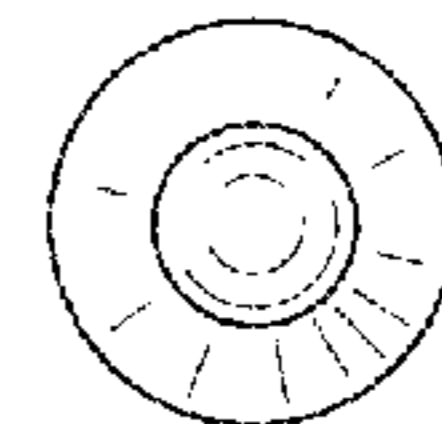
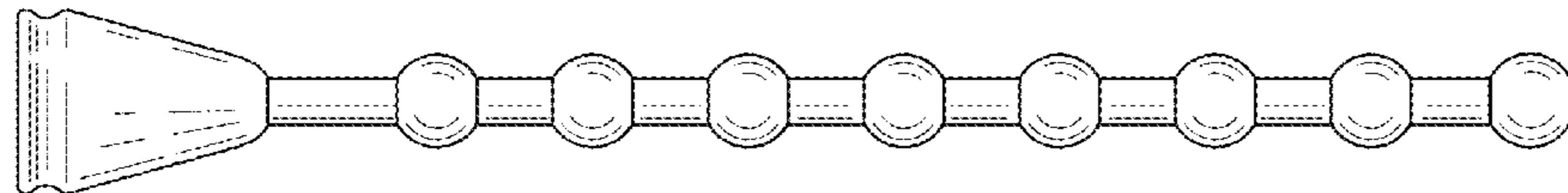
(57) **CLAIM**

The ornamental design for hook for ear piece, as shown and described.

DESCRIPTION

FIG. 1 is a front view of a hook for an ear piece showing the claimed design;
FIG. 2 is a rear view thereof;
FIG. 3 is a right side view thereof;
FIG. 4 is a left side view thereof;
FIG. 5 is a top plan view thereof;
FIG. 6 is a bottom plan view thereof;
FIG. 7 is a front and right side perspective view thereof; and,
FIG. 8 is a reference view depicting an ear pad engaging the hook for ear piece. The broken lines are directed to environmental features and are for illustrative purpose only; the broken lines form no part of the claimed design.

1 Claim, 2 Drawing Sheets



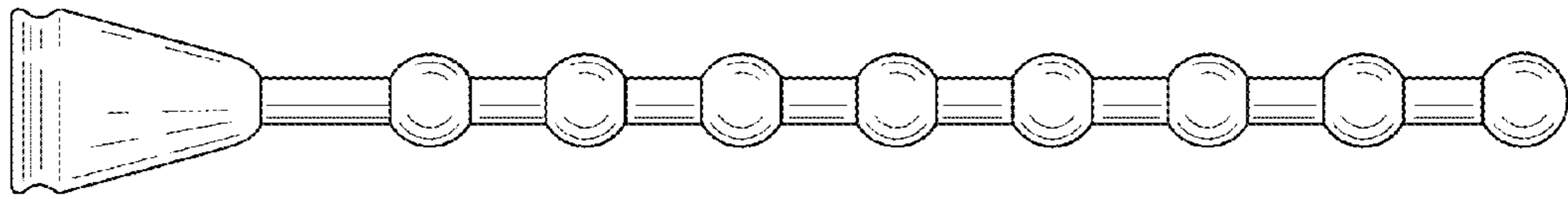


FIG. 1

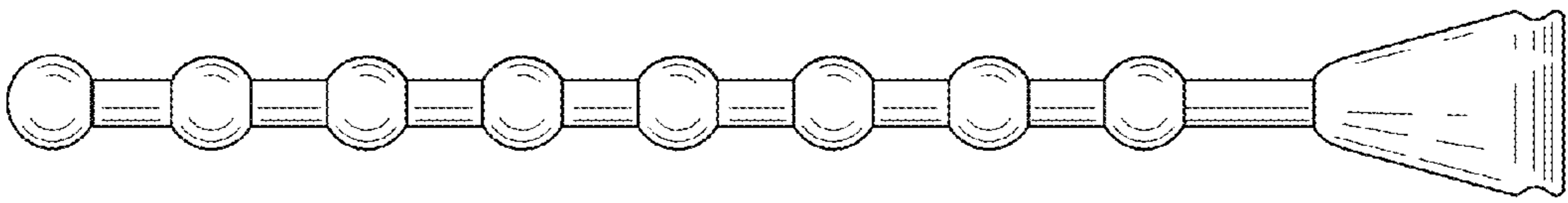


FIG. 2

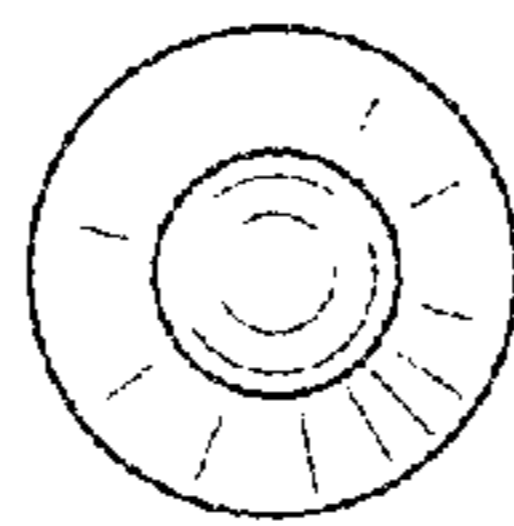


FIG. 3

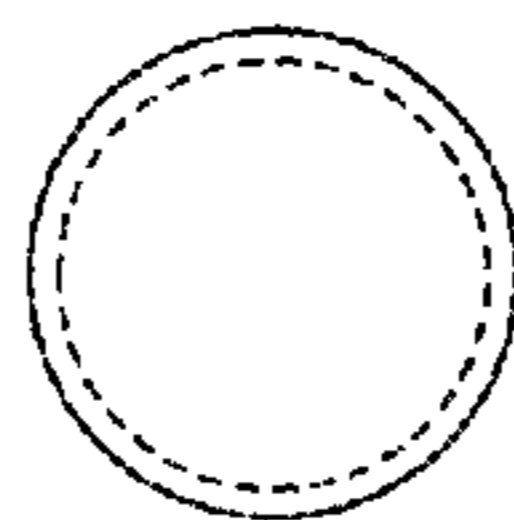


FIG. 4

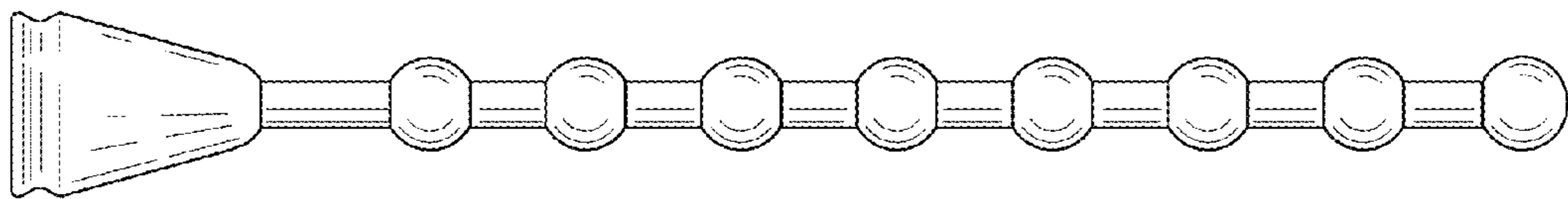


FIG. 5

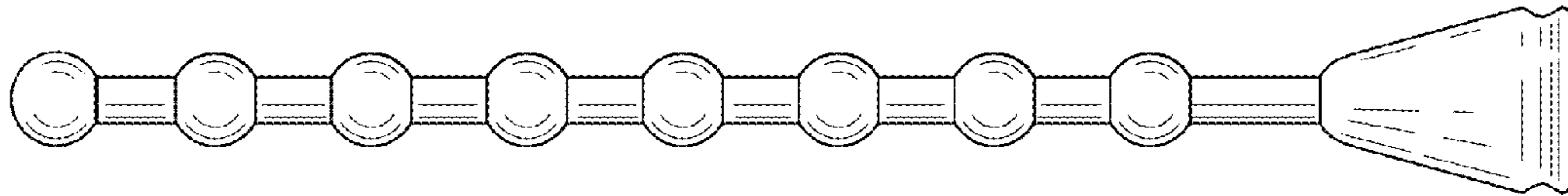


FIG. 6

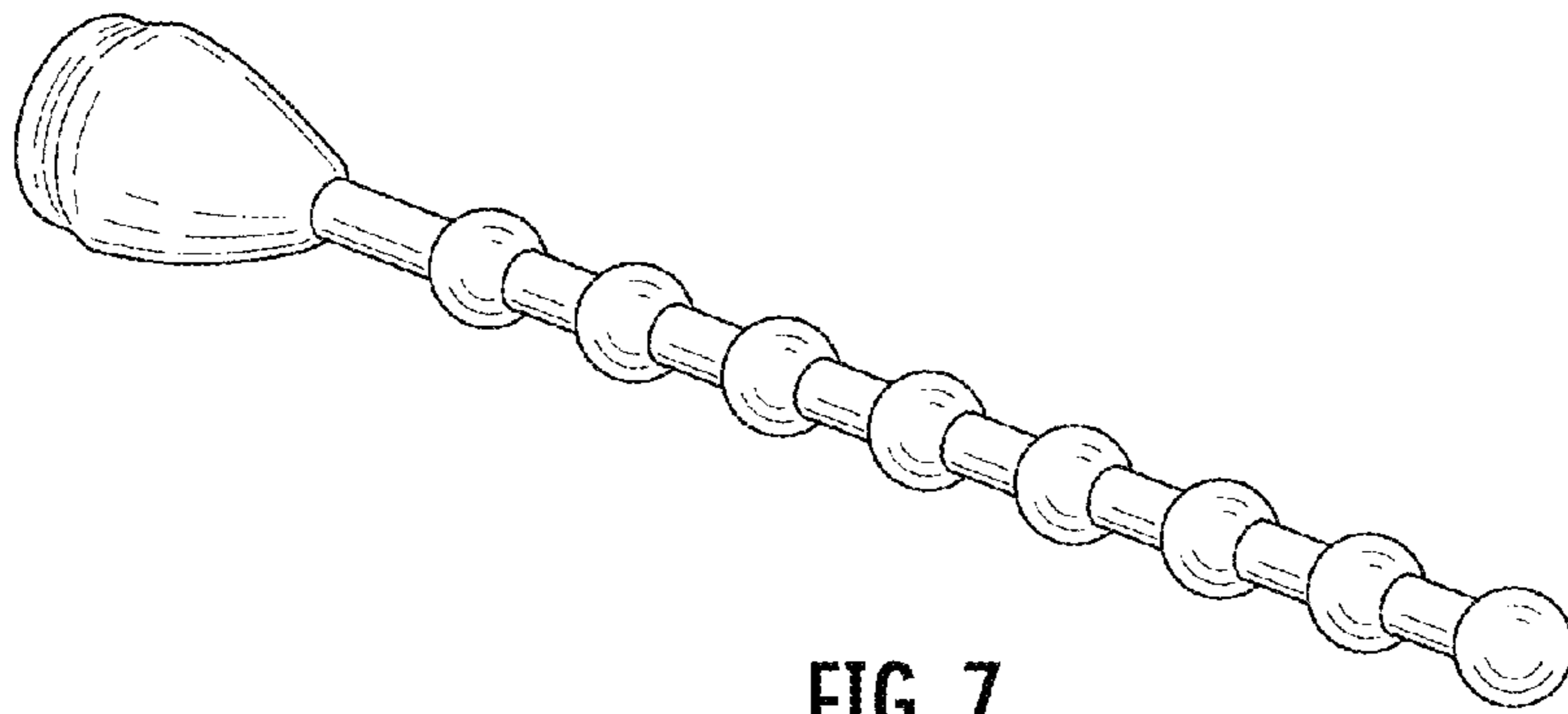


FIG. 7

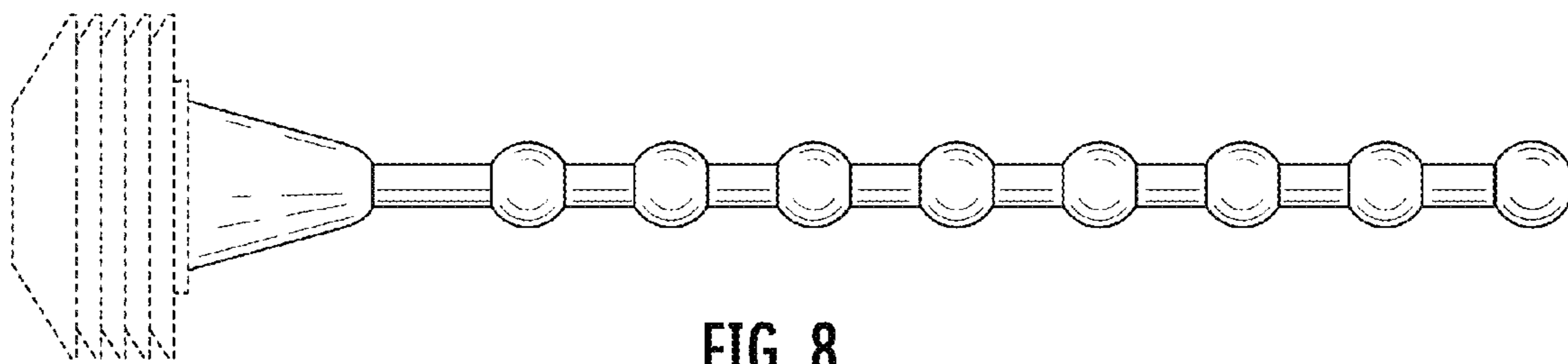


FIG. 8