

US00D693754S

(12) **United States Design Patent**
Balko et al.

(10) **Patent No.:** **US D693,754 S**

(45) **Date of Patent:** **** Nov. 19, 2013**

(54) **VEHICLE SEAT**

(75) Inventors: **Peter Balko**, Stuttgart (DE); **Hartmut Sinkwitz**, Stuttgart (DE); **Gorden Wagener**, Stuttgart (DE); **Hans-Peter Wunderlich**, Stuttgart (DE); **Zimo Yang**, Stuttgart (DE)

(73) Assignee: **Daimler AG**, Stuttgart (DE)

(**) Term: **14 Years**

(21) Appl. No.: **29/413,271**

(22) Filed: **Feb. 14, 2012**

(30) **Foreign Application Priority Data**

Aug. 15, 2011 (EM) 001904467-0005

(51) **LOC (9) Cl.** **12-08**

(52) **U.S. Cl.**
USPC **D12/195**

(58) **Field of Classification Search**

USPC D12/195, 193, 414, 190, 196; 180/190; 280/750-752; 296/190.01-191, 70, 296/193.08, 145, 153, 37.1-37.13, 149, 296/146.1; D15/17, 28; D10/46, 98, D10/102-103; 49/501-502; D8/302-303
See application file for complete search history.

(56) **References Cited**

U.S. PATENT DOCUMENTS

D499,998 S * 12/2004 Tanaka et al. D12/192
D501,811 S * 2/2005 Fukuda et al. D12/192

D512,357 S * 12/2005 Schuttera D12/192
D532,730 S * 11/2006 Kohara et al. D12/192
D539,714 S * 4/2007 Toyama et al. D12/192
D554,033 S * 10/2007 Hill et al. D12/195
D560,150 S * 1/2008 Honma et al. D12/192
D571,272 S * 6/2008 Esaki et al. D12/192
D577,642 S * 9/2008 Kitajima et al. D12/192
D577,644 S * 9/2008 Wyszogrod et al. D12/195
D586,714 S * 2/2009 Woodard et al. D12/192
D602,833 S * 10/2009 Corradi D12/195
2012/0139283 A1 * 6/2012 Ono et al. 296/70

* cited by examiner

Primary Examiner — Katrina A Betton

(74) *Attorney, Agent, or Firm* — Crowell & Moring LLP

(57) **CLAIM**

The ornamental design for a vehicle seat, as shown and described.

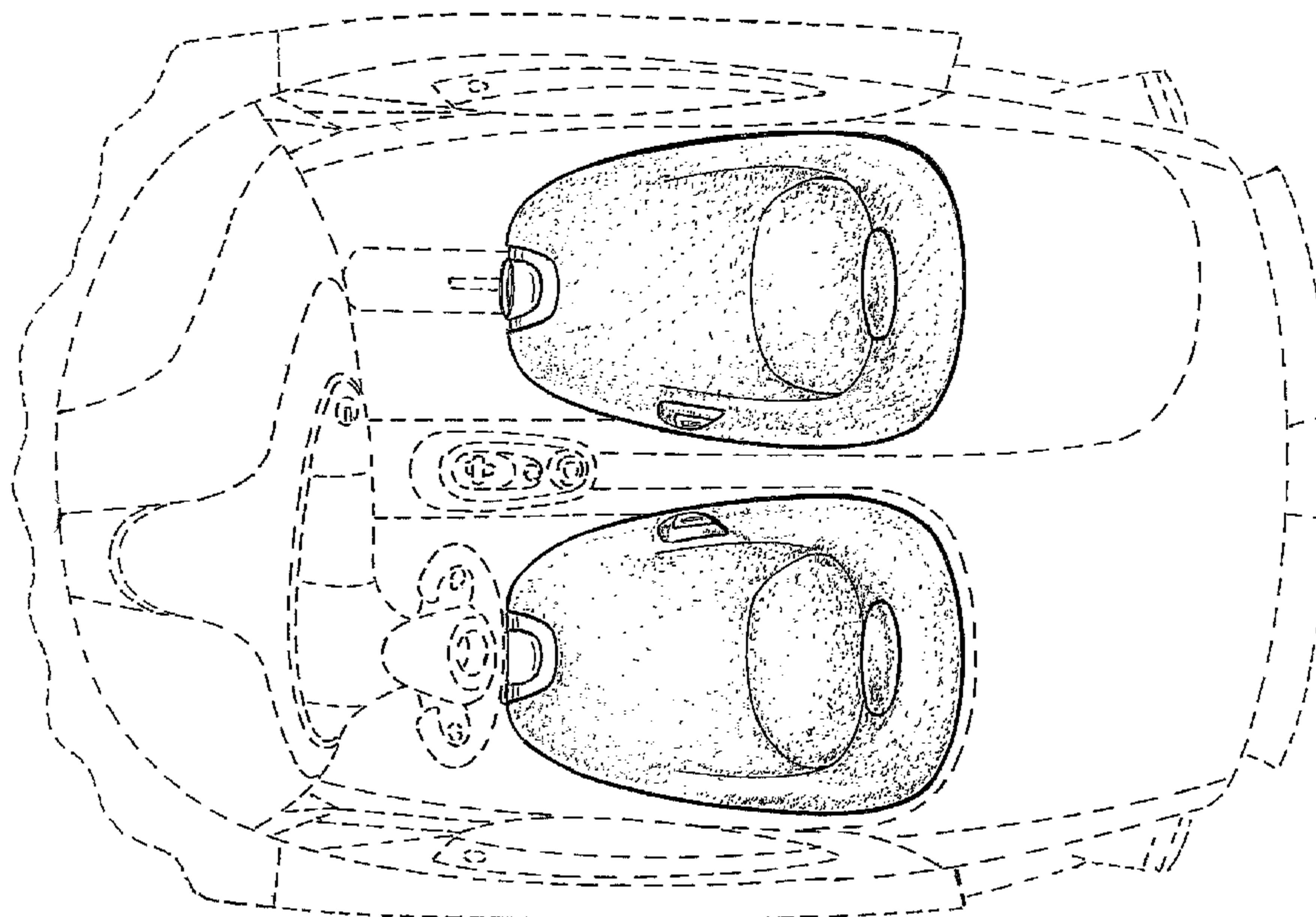
DESCRIPTION

This application contains subject matter related to the following co-pending U.S. design patent applications: Application Ser. No. 29/413,268, filed herewith and entitled "Portion of a Vehicle Interior"; and Application Ser. No. 29/413,272, filed herewith and entitled "Steering Wheel".

FIG. 1 is a top view of a vehicle seat according to our design; FIG. 2 is a front perspective view thereof; and, FIG. 3 is a left side perspective view thereof.

The broken lines are for illustrative purposes only and form no part of the claimed design.

1 Claim, 3 Drawing Sheets



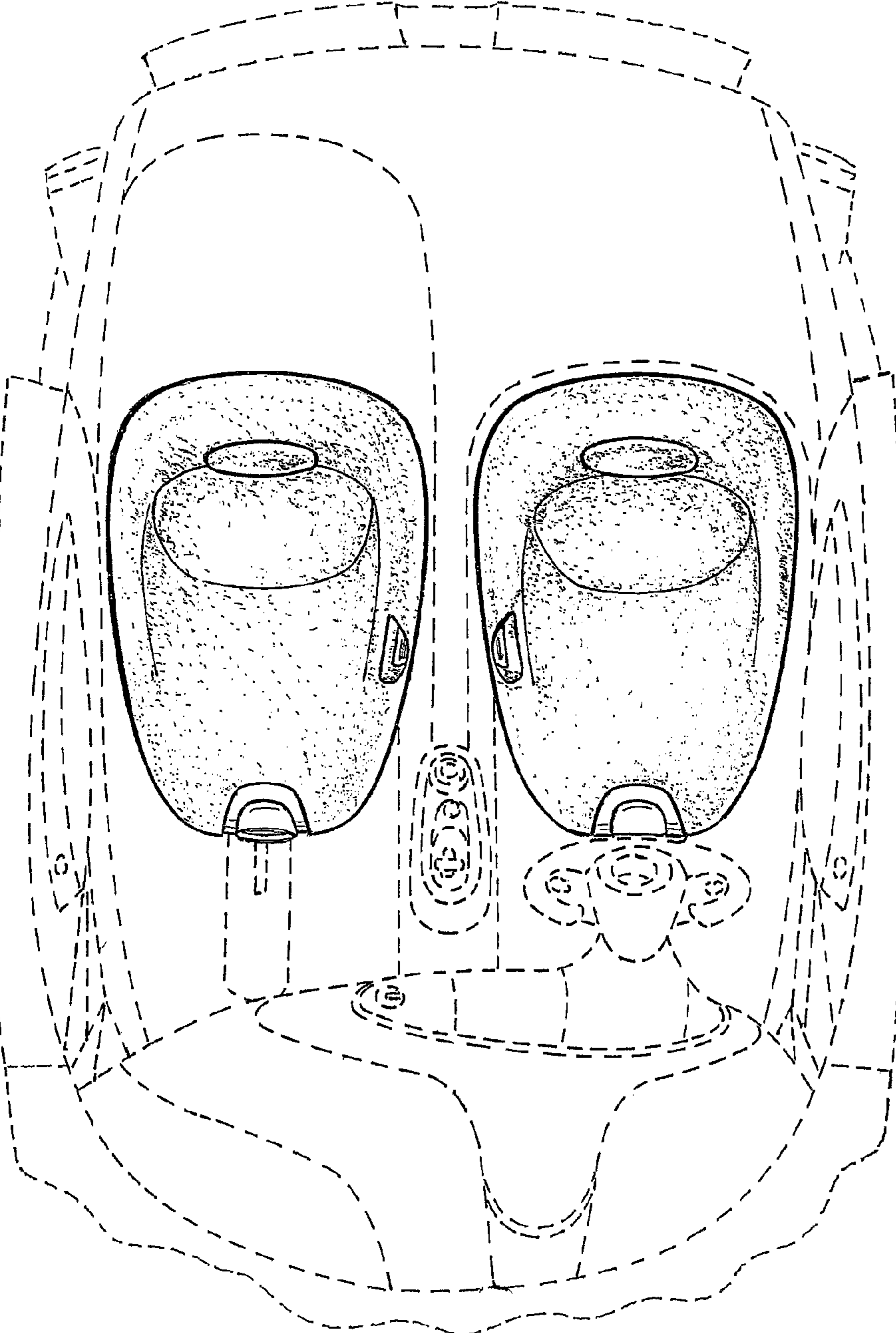


FIG. 1

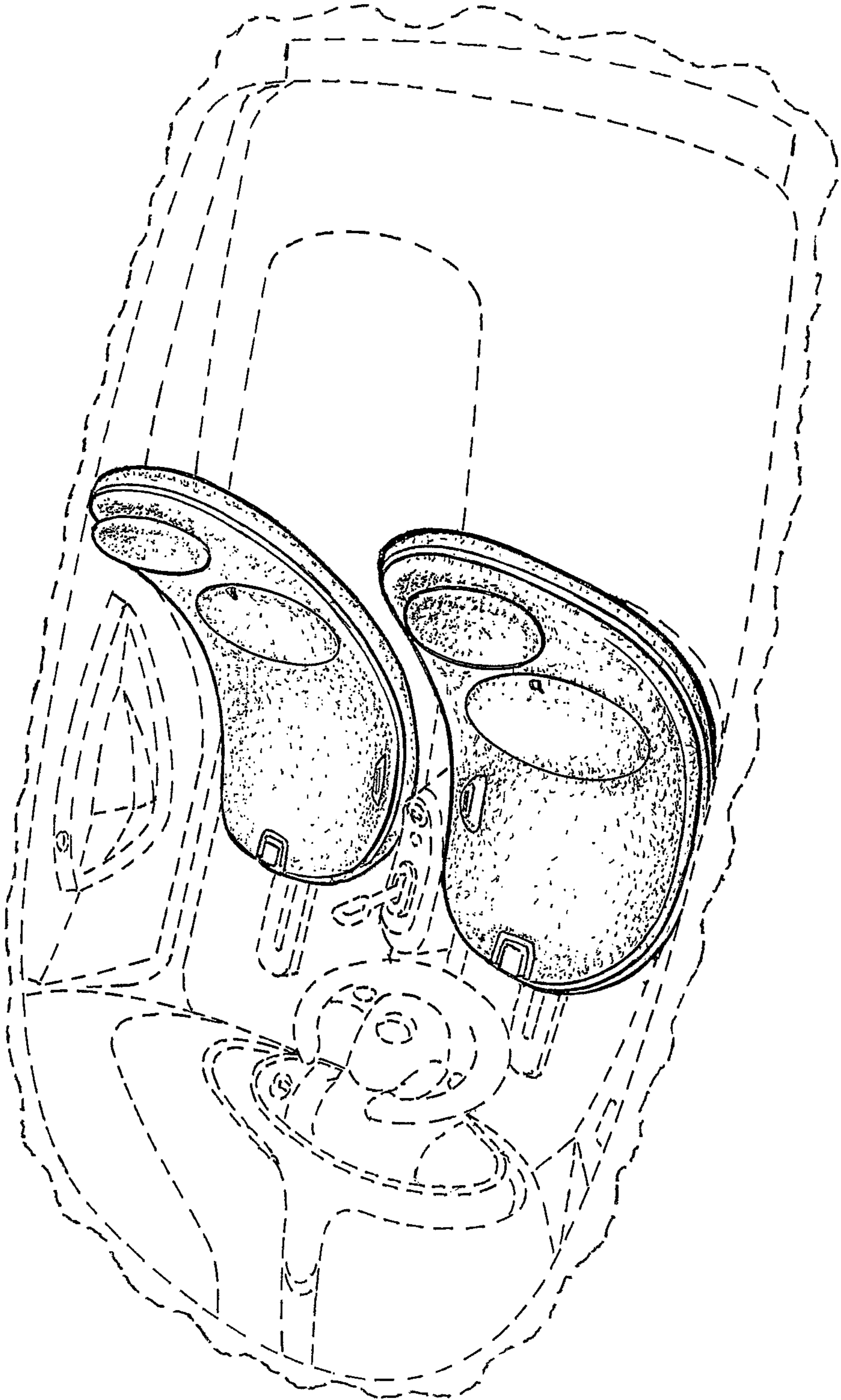


FIG. 2

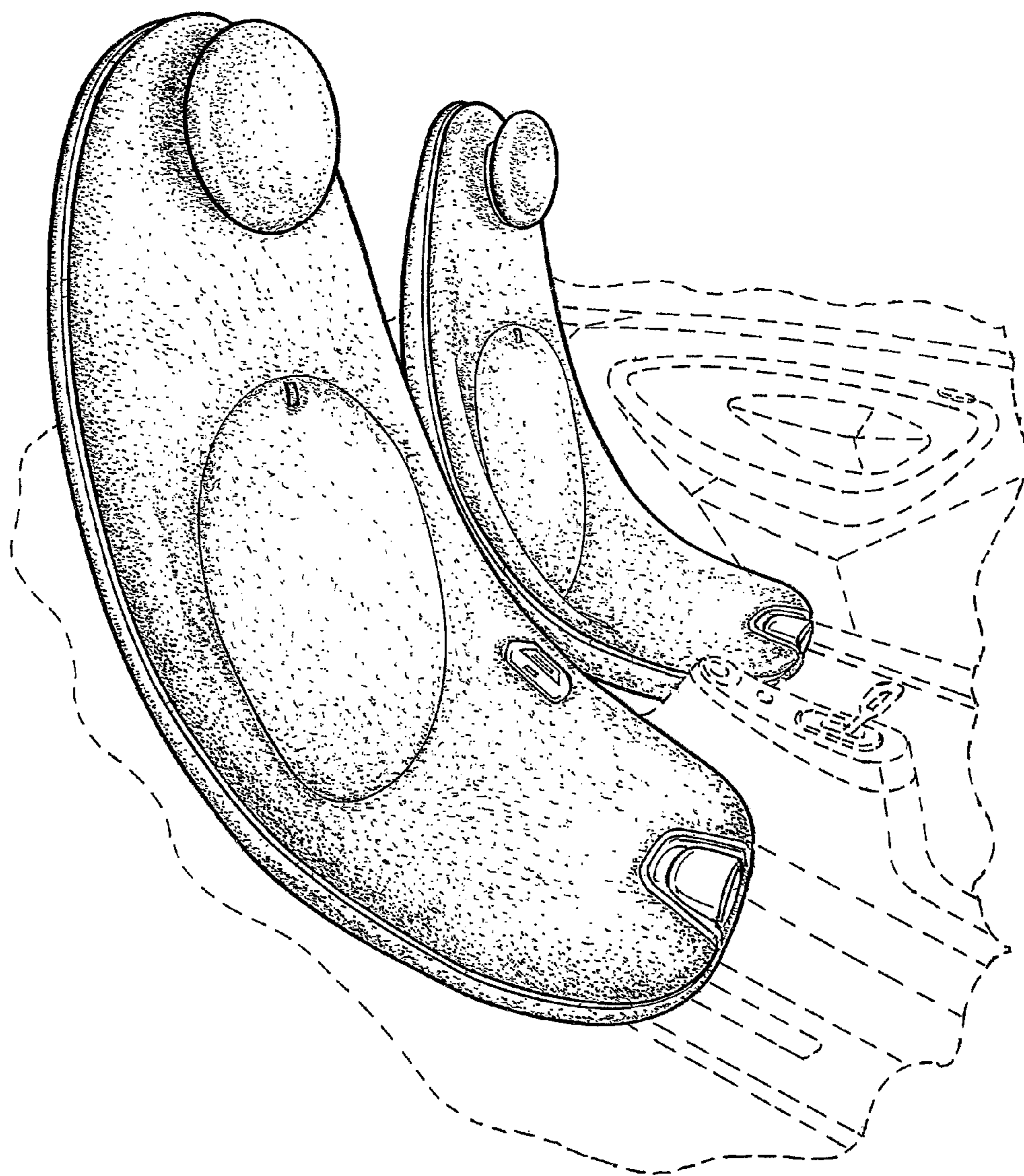


FIG. 3