



US00D693738S

(12) **United States Design Patent**
Yuki

(10) **Patent No.:** **US D693,738 S**

(45) **Date of Patent:** **** Nov. 19, 2013**

(54) **AUTOMOBILE**

(75) **Inventor:** **Yasukazu Yuki**, Hamamatsu (JP)

(73) **Assignee:** **Suzuki Motor Corporation**,
Shizuoka-ken (JP)

(**) **Term:** **14 Years**

(21) **Appl. No.:** **29/417,663**

(22) **Filed:** **Apr. 6, 2012**

(30) **Foreign Application Priority Data**

Oct. 11, 2011 (JP) 2011-023295

(51) **LOC (9) Cl.** **12-08**

(52) **U.S. Cl.**
USPC **D12/92**

(58) **Field of Classification Search**
USPC D12/86, 90-92; D21/424, 433, 434;
296/181.1, 181.5

See application file for complete search history.

(56) **References Cited**

U.S. PATENT DOCUMENTS

D444,418 S	7/2001	Kazama et al.	
D476,269 S	6/2003	Suzuki et al.	
D479,491 S	9/2003	Kato et al.	
D490,019 S	5/2004	Sakae	
D497,840 S	11/2004	Egger	
D515,459 S	2/2006	Watanabe et al.	
D525,562 S	7/2006	Yagi et al.	
D525,910 S	8/2006	Sugiura et al.	
D537,384 S	2/2007	Arai	
D597,446 S	8/2009	Ikeda et al.	
D598,325 S	8/2009	Kamimura et al.	
D599,703 S *	9/2009	Tamiya et al.	D12/91

D614,533 S *	4/2010	Weible et al.	D12/83
D617,684 S *	6/2010	Nagura et al.	D12/92
D633,008 S	2/2011	Nakamura et al.	
D637,113 S	5/2011	Yukawa et al.	

FOREIGN PATENT DOCUMENTS

GB	3007813	11/2003
TW	D133861	3/2010
TW	D136701	9/2010
TW	D138849	2/2011

OTHER PUBLICATIONS

Office Action for Chilean Design Application No. 2012-000918;
dated Jul. 29, 2013.

* cited by examiner

Primary Examiner — Melody Brown

(74) *Attorney, Agent, or Firm* — Alston & Bird LLP

(57) **CLAIM**

The ornamental design for an automobile, as shown and described.

DESCRIPTION

FIG. 1 is a front view of an automobile showing our new design;

FIG. 2 is a rear view thereof;

FIG. 3 is a top view thereof;

FIG. 4 is a bottom view thereof;

FIG. 5 is a right side view thereof;

FIG. 6 is a left side view thereof; and

FIG. 7 is a front perspective view thereof; and,

FIG. 8 is a rear perspective view thereof.

In the drawings, shading shown on a surface of the present design represents a three-dimensional shape of the surface.

1 Claim, 4 Drawing Sheets




FIG.1



FIG.2




FIG.3




FIG.4



FIG.5




FIG.6




FIG.7




FIG.8

