



US00D693737S

(12) **United States Design Patent**
Hammoud et al.

(10) **Patent No.:** **US D693,737 S**

(45) **Date of Patent:** **** Nov. 19, 2013**

(54) **AUTOMOBILE BODY**

(75) Inventors: **Mohamad J. Hammoud**, Lake Orion, MI (US); **Don Renkert**, Royal Oak, MI (US); **Mark T. Allen**, Oxford, MI (US)

(73) Assignee: **Chrysler Group LLC**, Auburn Hills, MI (US)

(**) Term: **14 Years**

(21) Appl. No.: **29/421,433**

(22) Filed: **Feb. 15, 2012**

Related U.S. Application Data

(63) Continuation of application No. 29/351,650, filed on Dec. 9, 2009, now abandoned, which is a continuation of application No. 29/334,810, filed on Apr. 2, 2009, now abandoned.

(51) **LOC (9) Cl.** **12-08**

(52) **U.S. Cl.**
USPC **D12/91**

(58) **Field of Classification Search**
USPC D12/86, 90-92; D21/424, 433, 434;
296/181.1, 181.5

See application file for complete search history.

(56) **References Cited**

U.S. PATENT DOCUMENTS

D418,086 S	12/1999	Starr et al.	
D479,155 S	9/2003	Dolan et al.	
D534,097 S	12/2006	Renkert et al.	
D542,179 S	5/2007	Renkert et al.	
D542,180 S	5/2007	Renkert et al.	
D554,564 S	11/2007	Vardis et al.	
D568,211 S	5/2008	Vardis et al.	
D638,752 S *	5/2011	Date et al.	D12/91
D650,721 S *	12/2011	Galante et al.	D12/91
D683,265 S *	5/2013	Date et al.	D12/91

* cited by examiner

Primary Examiner — Melody Brown

(74) *Attorney, Agent, or Firm* — Ralph E Smith

(57) **CLAIM**


The ornamental design for an automobile body, as shown and described.

DESCRIPTION

FIG. 1 is a front perspective view of an automobile body showing our new design;
FIG. 2 is a side view thereof;
FIG. 3 is a front view thereof;
FIG. 4 is a rear view thereof;
FIG. 5 is a rear perspective view thereof; and,
FIG. 6 is a top plan view thereof.

It will be understood that the broken lines presented in the drawings are for illustration only, and do not form a part of the claimed design.

1 Claim, 5 Drawing Sheets



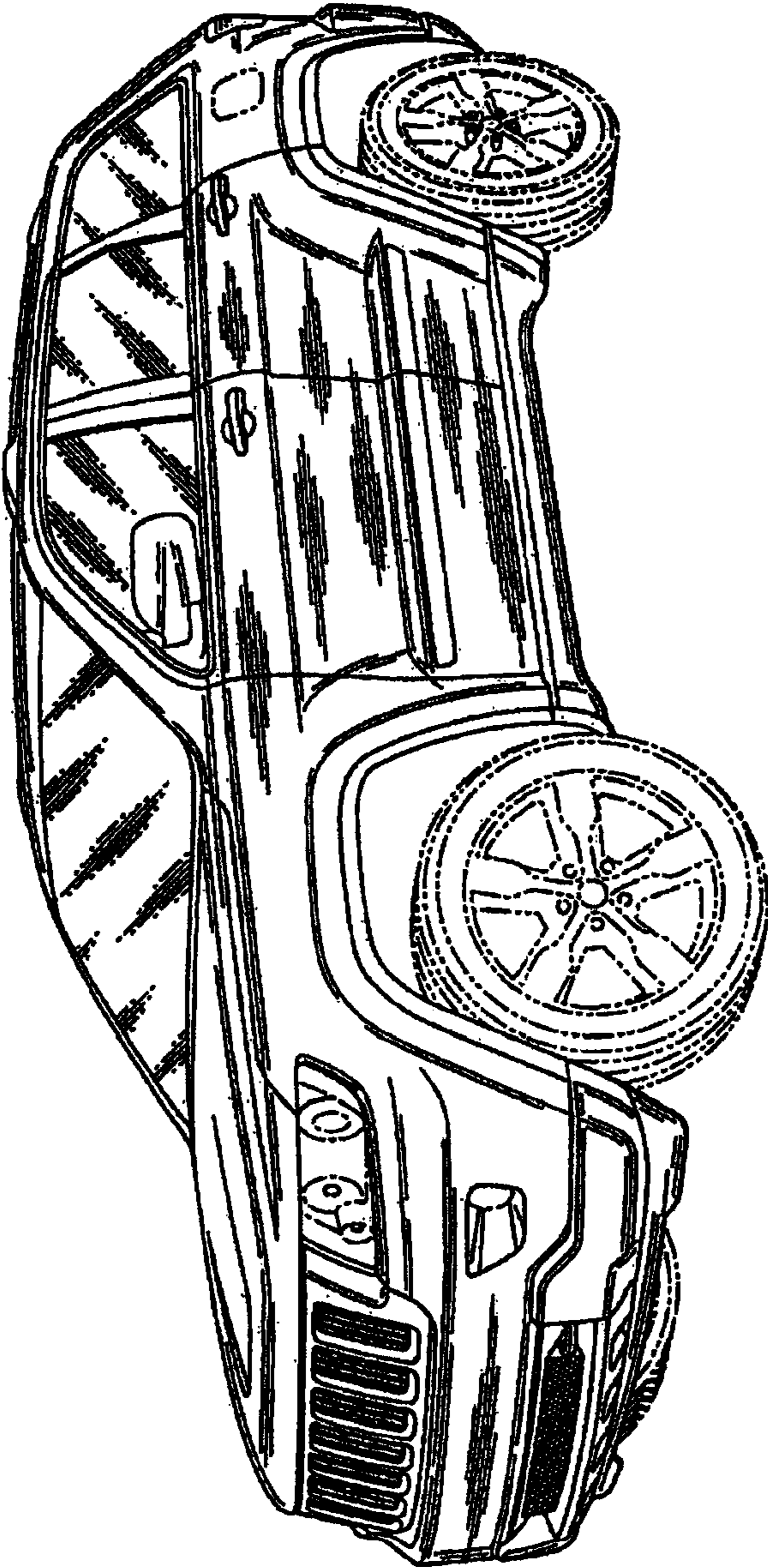


Fig. 1

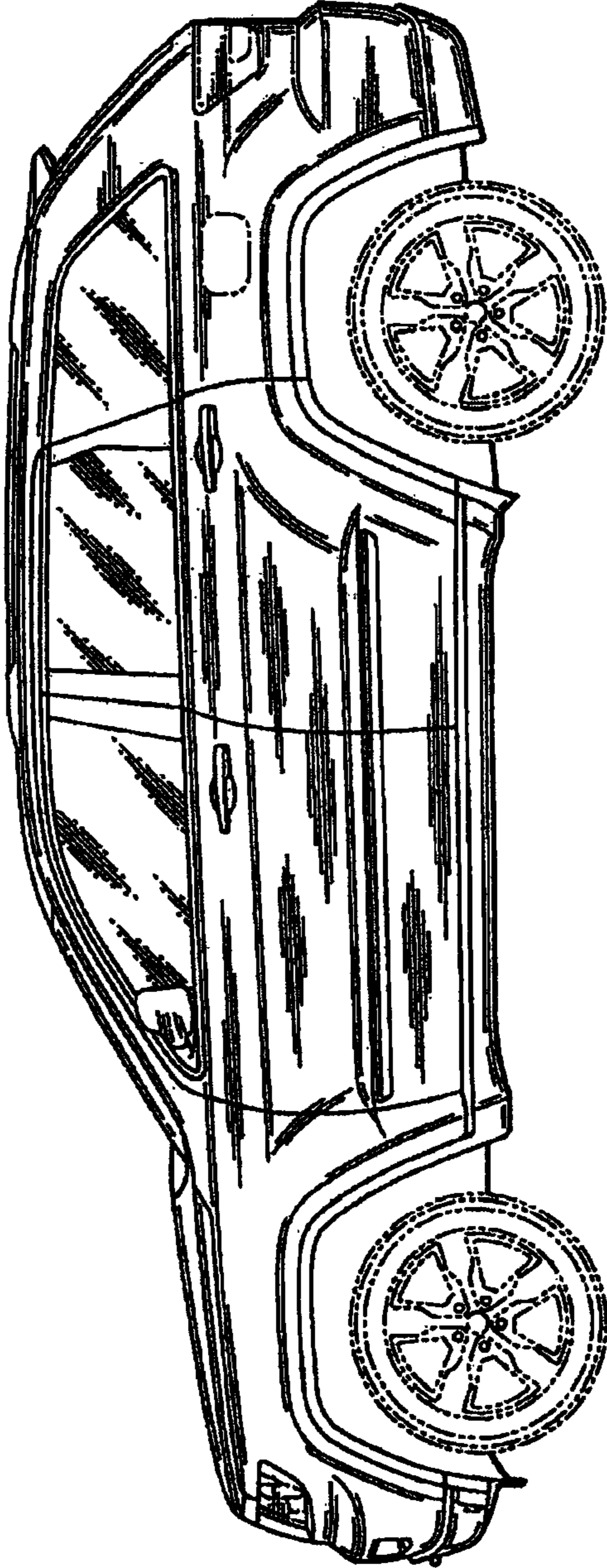


Fig. 2




Fig. 3




Fig. 4

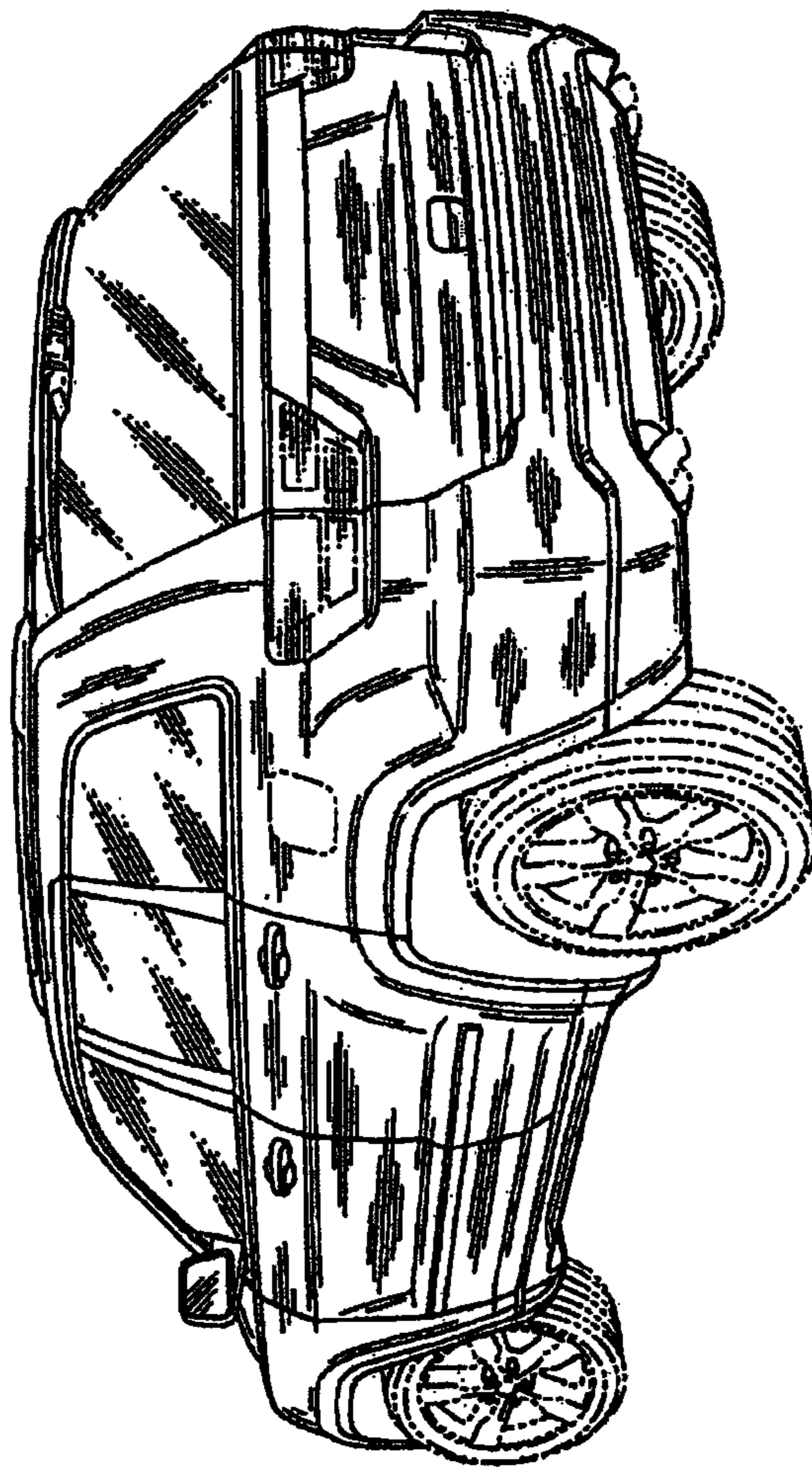


Fig. 5

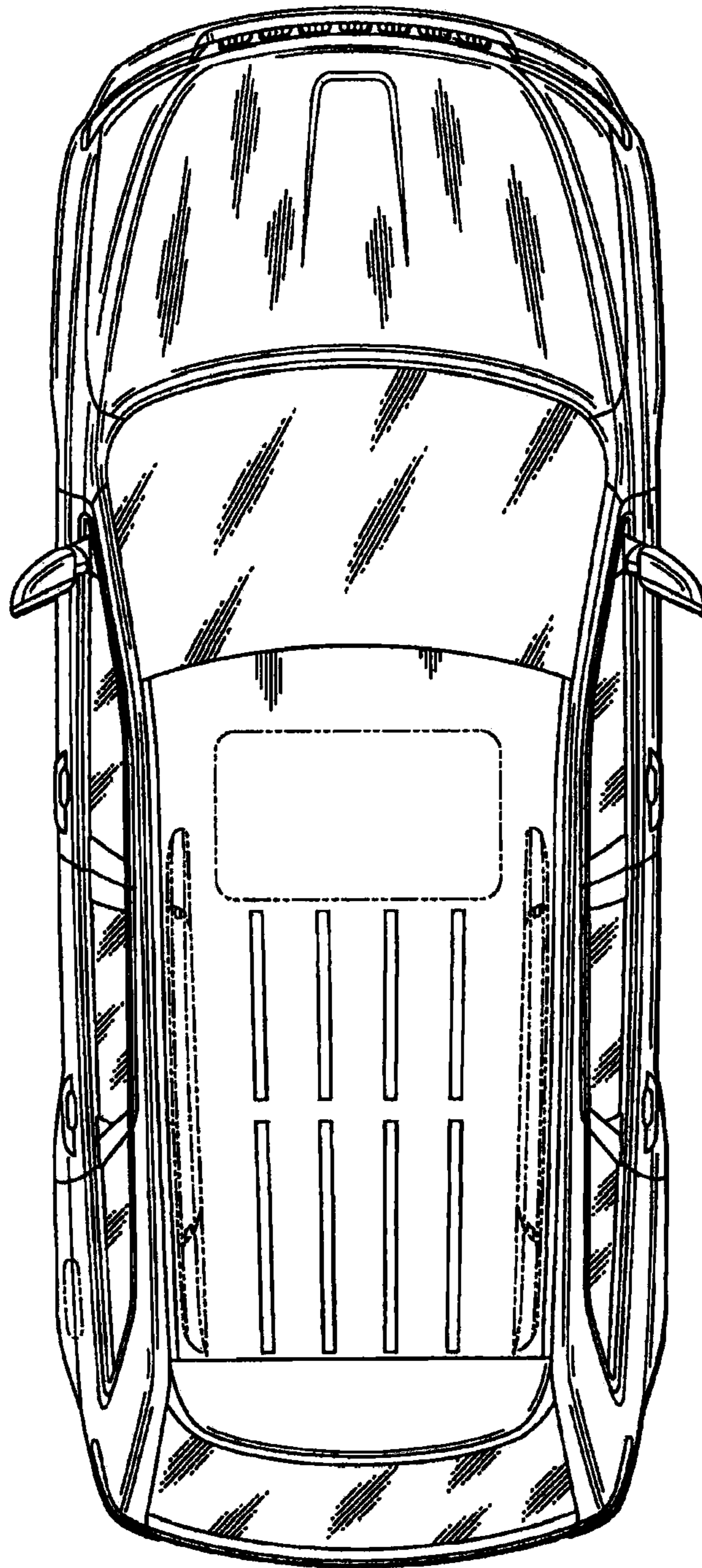


Fig. 6