



US00D693736S

(12) **United States Design Patent**  
**Ogawa et al.**

(10) **Patent No.:** **US D693,736 S**

(45) **Date of Patent:** **\*\* Nov. 19, 2013**

(54) **AUTOMOBILE AND/OR TOY REPLICA THEREOF**

FOREIGN PATENT DOCUMENTS

(75) Inventors: **Takeshi Ogawa**, Kariya (JP); **Masanori Kinoshita**, Kariya (JP)

JP 1358656 5/2009  
JP 1378532 1/2010

(73) Assignee: **Toyota Jidosha Kabushiki Kaisha**, Toyota-shi, Aichi-ken (JP)

OTHER PUBLICATIONS

Motor Fan—Additional volume, Shingata Elgrande no Subete, San-eishobo Publishing Co., Ltd., Nissan Elgrande, Oct. 7, 2010. ElySION Prestige, Mfg. Honda, Website: “Car Watch”; URL:[http://car.watch.imprss.co.jp/docs/news/20101118\\_407686.html](http://car.watch.imprss.co.jp/docs/news/20101118_407686.html), 2011.

(\*\*) Term: **14 Years**

\* cited by examiner

(21) Appl. No.: **29/417,410**

(22) Filed: **Apr. 3, 2012**

*Primary Examiner* — Melody Brown

(74) *Attorney, Agent, or Firm* — Finnegan, Henderson, Farabow, Garrett & Dunner, LLP

**Related U.S. Application Data**

(62) Division of application No. 29/391,710, filed on May 12, 2011, now Pat. No. Des. 667,755.

(51) **LOC (9) Cl.** ..... **12-08**

(52) **U.S. Cl.**  
USPC ..... **D12/91**

(58) **Field of Classification Search**  
USPC ..... D12/86, 90–92; D21/424, 433, 434;  
296/181.1, 181.5

See application file for complete search history.

(57) **CLAIM**

The ornamental design for an automobile and/or toy replica thereof, as shown and described.

(56) **References Cited**


U.S. PATENT DOCUMENTS

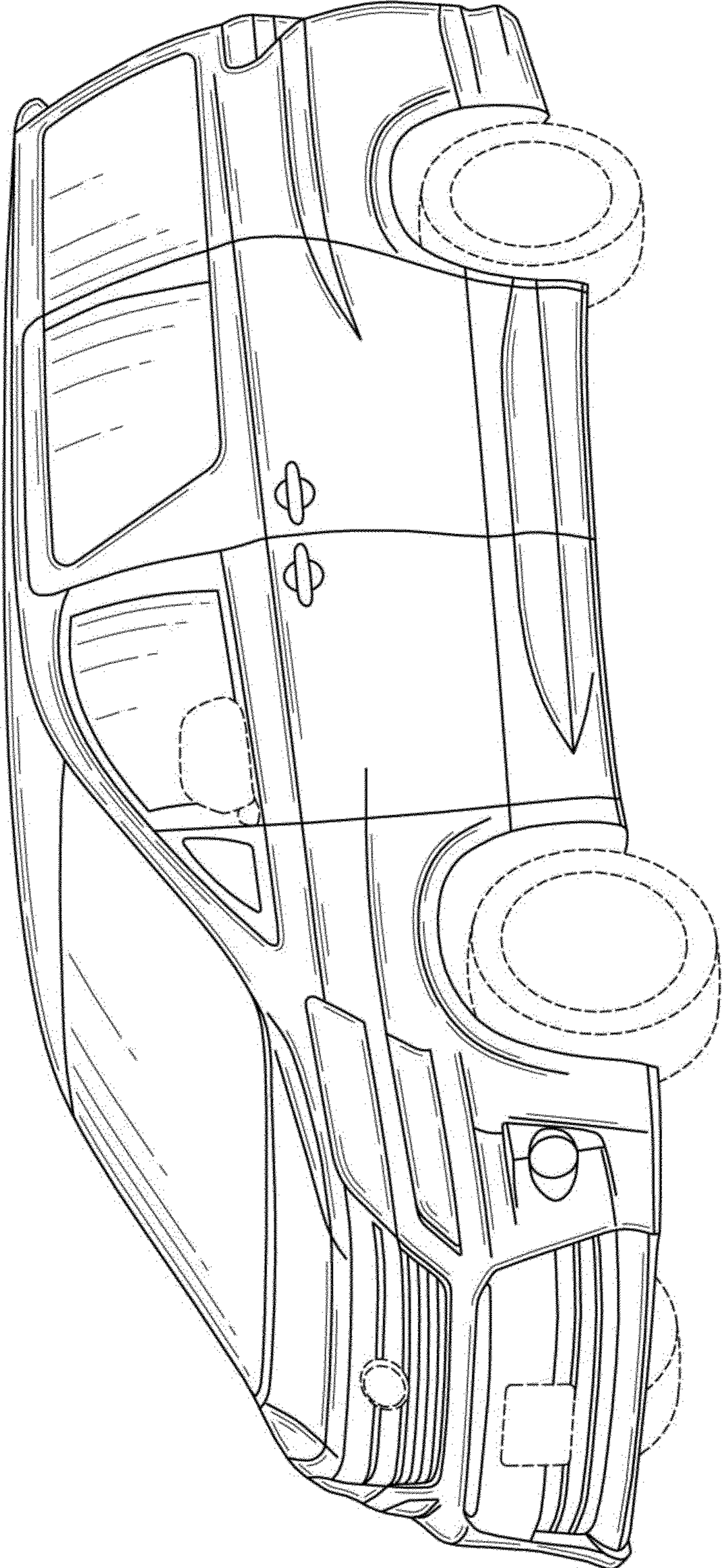
|              |         |                 |        |
|--------------|---------|-----------------|--------|
| D525,562 S   | 7/2006  | Yagi et al.     |        |
| D525,910 S   | 8/2006  | Sugiura et al.  |        |
| D550,123 S   | 9/2007  | Sasaki et al.   |        |
| D599,705 S * | 9/2009  | Konaka et al.   | D12/91 |
| D622,634 S * | 8/2010  | Yamamoto et al. | D12/91 |
| D631,398 S * | 1/2011  | Oda et al.      | D12/91 |
| D633,009 S * | 2/2011  | Matei et al.    | D12/91 |
| D646,606 S * | 10/2011 | Kato et al.     | D12/91 |
| D657,715 S * | 4/2012  | Hakamata et al. | D12/91 |
| D667,755 S * | 9/2012  | Onoue et al.    | D12/91 |

**DESCRIPTION**

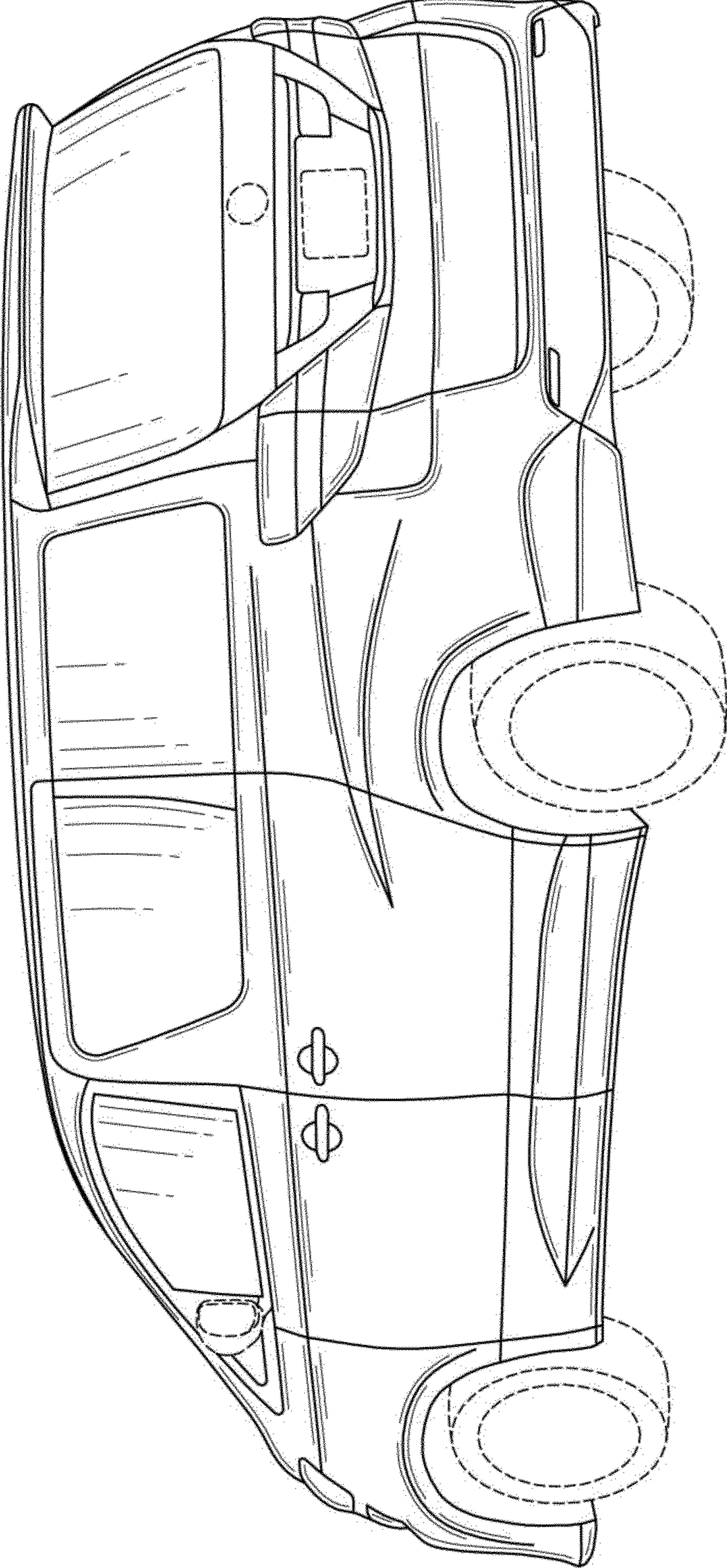
FIG. 1 is a front left perspective view of an automobile and/or toy replica thereof of our new design; FIG. 2 is a front right perspective view thereof; FIG. 3 is a left side view thereof; FIG. 4 is a right side view thereof; FIG. 5 is a front view thereof, the rear view being a mirror image; and, FIG. 6 is a top plan view thereof. The broken lines of uniform length in FIGS. 1-6 depict environment and the elements depicted in these broken lines form no part of the claimed design. The bottom view forms no part of the claimed design.

**1 Claim, 5 Drawing Sheets**

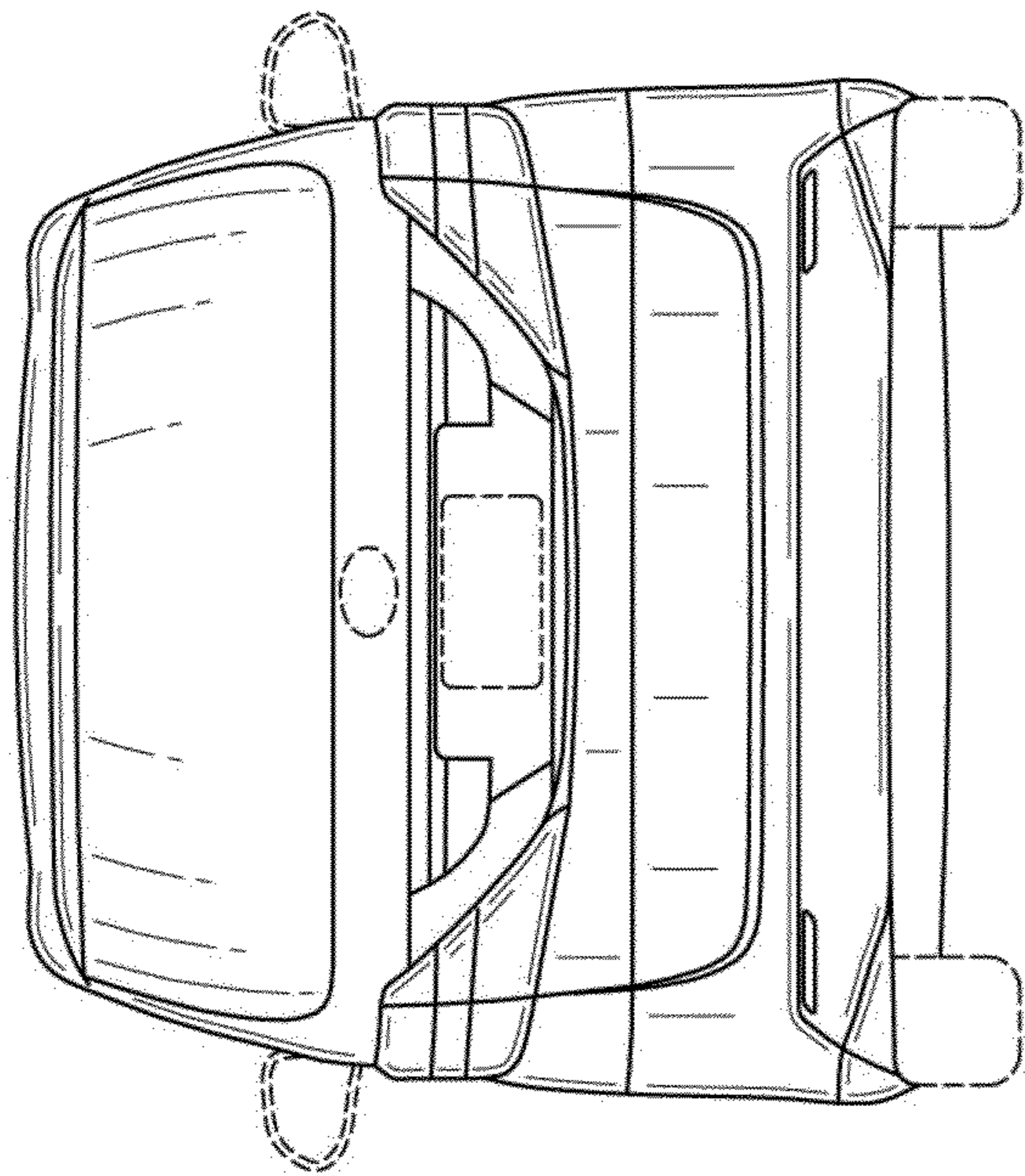




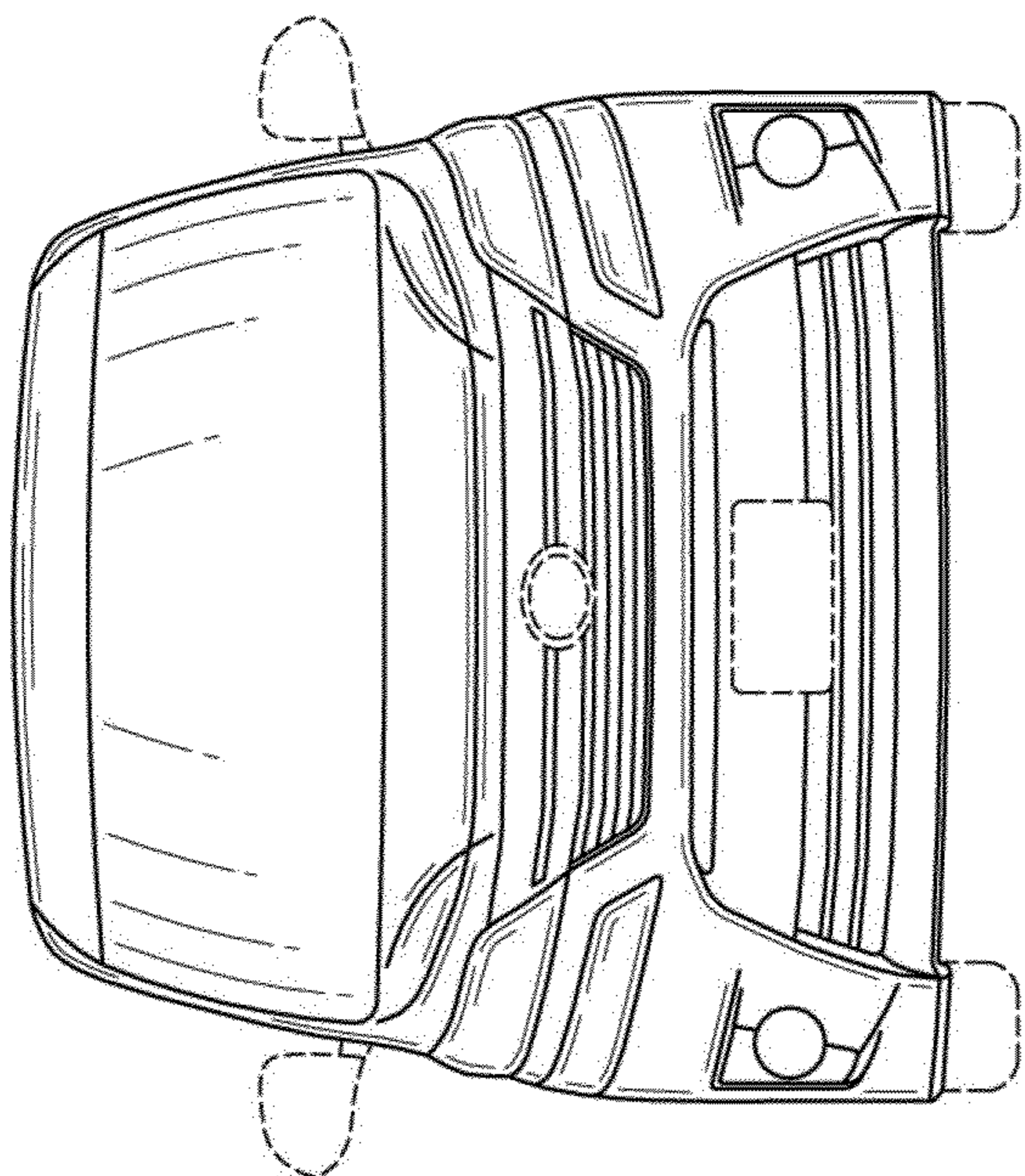
**FIG. 1**



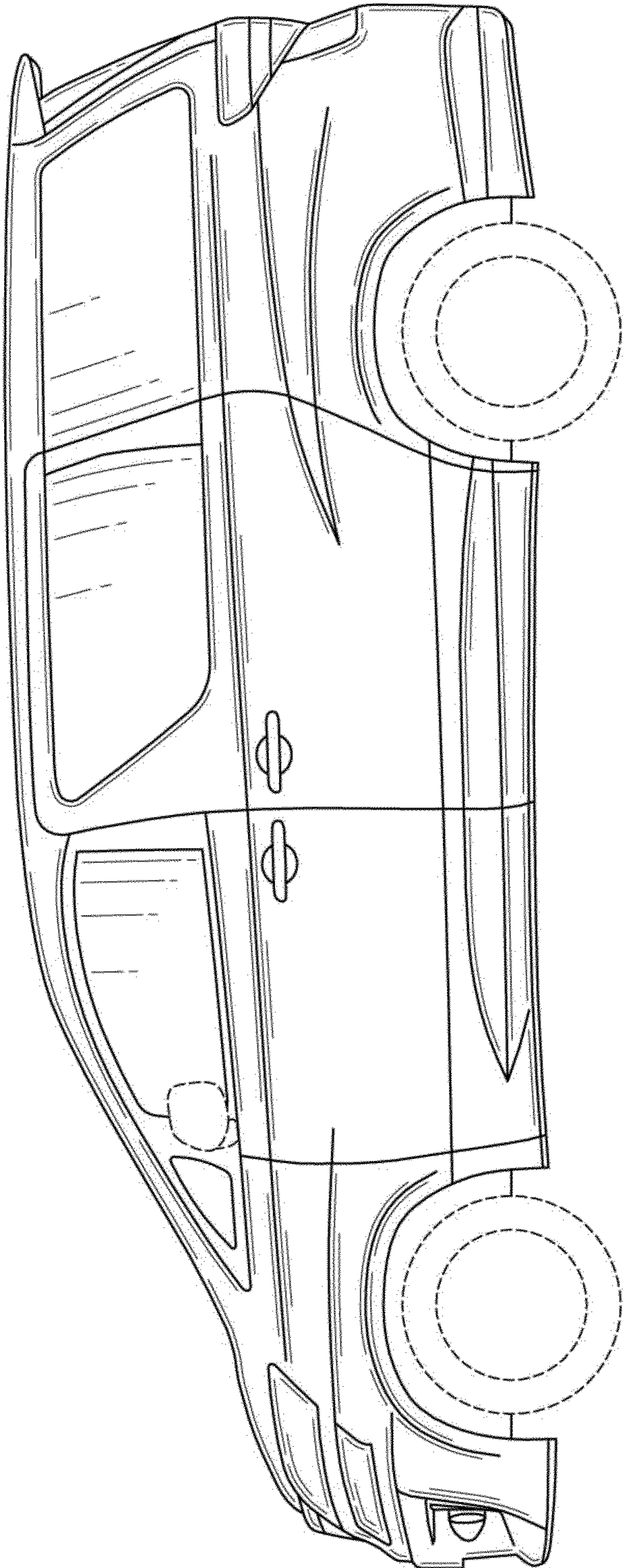
**FIG. 2**



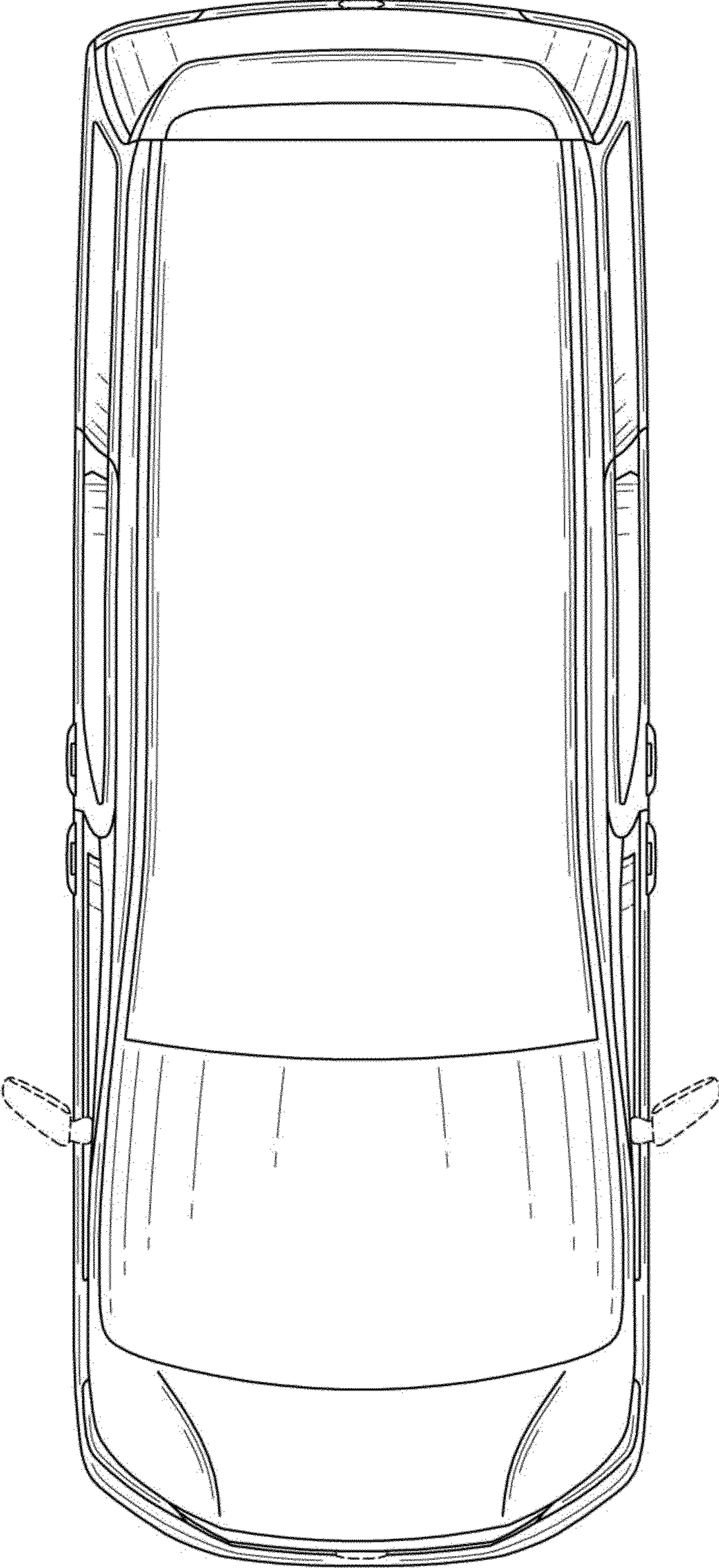
**FIG. 4**



**FIG. 3**



**FIG. 5**



**FIG. 6**

UNITED STATES PATENT AND TRADEMARK OFFICE  
**CERTIFICATE OF CORRECTION**

PATENT NO. : D693,736 S  
APPLICATION NO. : 29/417410  
DATED : November 19, 2013  
INVENTOR(S) : Takeshi Ogawa and Masanori Kinoshita

Page 1 of 1

It is certified that error appears in the above-identified patent and that said Letters Patent is hereby corrected as shown below:

Title page, item [75] should read as follows:

Takeshi Ogawa, Nagoya-shi, Aichi-ken (JP);  
Masanori Kinoshita, Nagoya-shi, Aichi-ken (JP).

Signed and Sealed this  
Sixteenth Day of December, 2014



Michelle K. Lee  
*Deputy Director of the United States Patent and Trademark Office*