



US00D693729S

(12) **United States Design Patent**
Mitchell et al.

(10) **Patent No.:** **US D693,729 S**

(45) **Date of Patent:** **** Nov. 19, 2013**

(54) **BARREL TREE**

(75) Inventors: **Todd Mitchell**, Boston, MA (US);
Corey Favier, Chicago, IL (US)

(73) Assignee: **Jack Daniels Properties, Inc.**, San
Rafael, CA (US)

(**) Term: **14 Years**

(21) Appl. No.: **29/431,853**

(22) Filed: **Sep. 11, 2012**

(51) **LOC (9) Cl.** **11-04**

(52) **U.S. Cl.**
USPC **D11/118**

(58) **Field of Classification Search**

USPC D11/117, 118, 121, 125, 130, 131, 132,
D11/133, 142, 157; D9/633; D3/270, 271.1,
D3/201; D7/514, 515, 619.2, 628;
206/457, 822; 428/7, 8, 9, 12, 17, 18,
428/20

See application file for complete search history.

(56) **References Cited**

U.S. PATENT DOCUMENTS

1,595,449	A *	8/1926	Carrm	211/1.53
D122,336	S *	9/1940	James	D9/633
2,325,191	A *	7/1943	Mortimer	40/540
D142,322	S *	8/1945	Judd	D21/471
D168,107	S *	11/1952	Moessner	D11/118
3,295,745	A *	1/1967	Winter	229/67
D216,422	S *	1/1970	Kock	D9/633
D220,612	S *	5/1971	Siegler	D9/633
3,655,495	A *	4/1972	Carrell	428/11
D256,223	S *	8/1980	Byun	D11/118

D264,949	S *	6/1982	Smart	D11/118
D309,847	S *	8/1990	Scheurer	D7/606
D542,980	S *	5/2007	Scarrott	D30/102
D586,228	S *	2/2009	McWillis	D9/633
D662,727	S *	7/2012	Cooper et al.	D6/451
D669,813	S *	10/2012	Williams	D11/118

* cited by examiner

Primary Examiner — Elizabeth J Oswecki

(74) *Attorney, Agent, or Firm* — Muncy, Geissler, Olds &
Lowe, PLLC

(57) **CLAIM**

The ornamental design for a barrel tree, as shown and
described.

DESCRIPTION


FIG. 1 is a perspective view of a first embodiment of a barrel
tree showing our new design;
FIG. 2 is a front elevational view thereof;
FIG. 3 is a top plan view thereof;
FIG. 4 is another front elevational view thereof, shown in use
with decorations;
FIG. 5 is a perspective view of a second embodiment of a
barrel tree showing our new design;
FIG. 6 is a front elevational view thereof;
FIG. 7 is a top view thereof; and,
FIG. 8 is another front elevational view thereof, shown in use
with decorations.

The bottom is flat and unornamented.

All sides not shown form no part of the claimed design.

The broken line showing is for the purpose of illustrating
environment structure and forms no part of the claimed
design.

1 Claim, 8 Drawing Sheets






FIG. 1




FIG.2




FIG.3




FIG.4




FIG.5

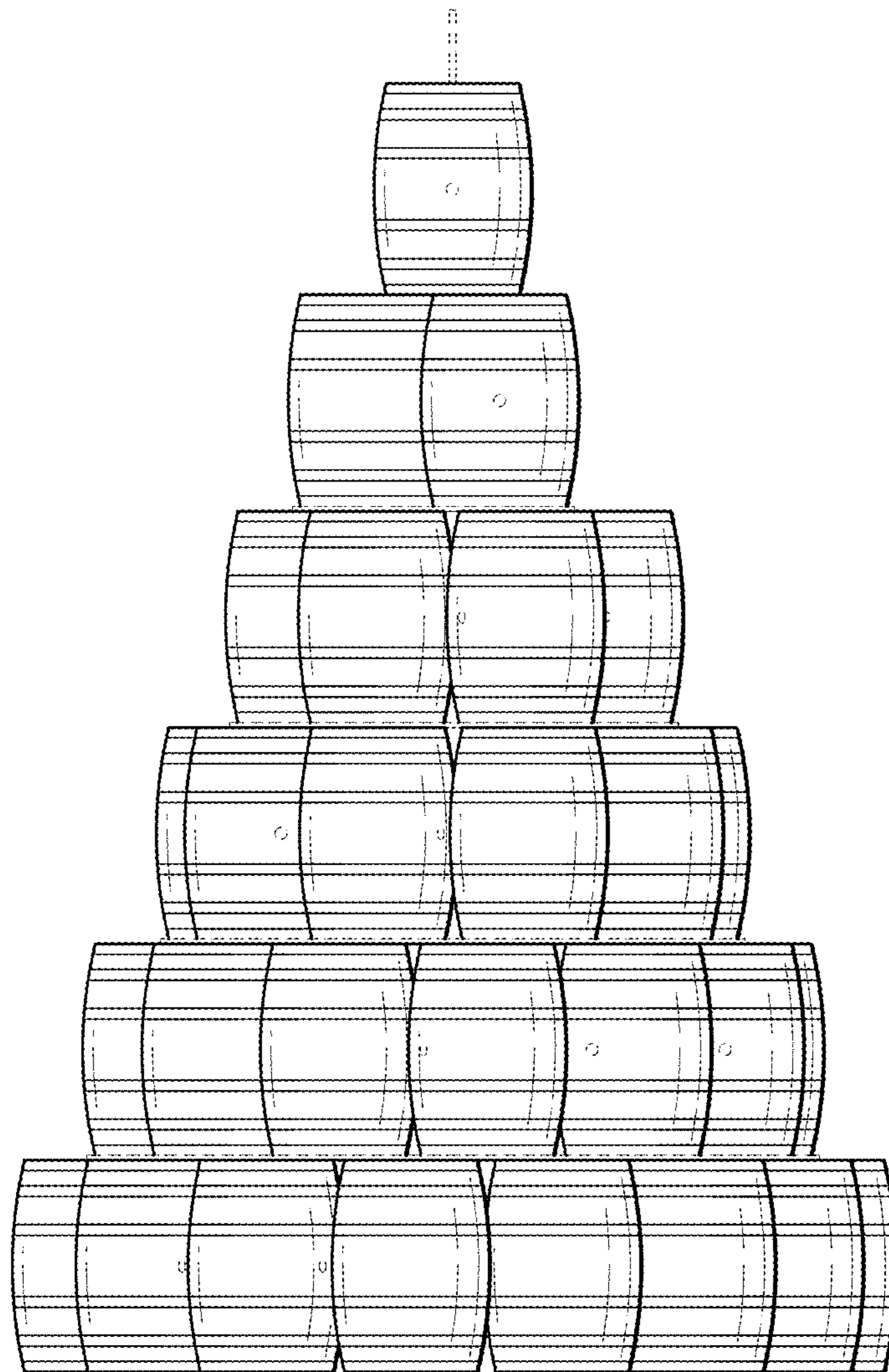


FIG.6




FIG.7

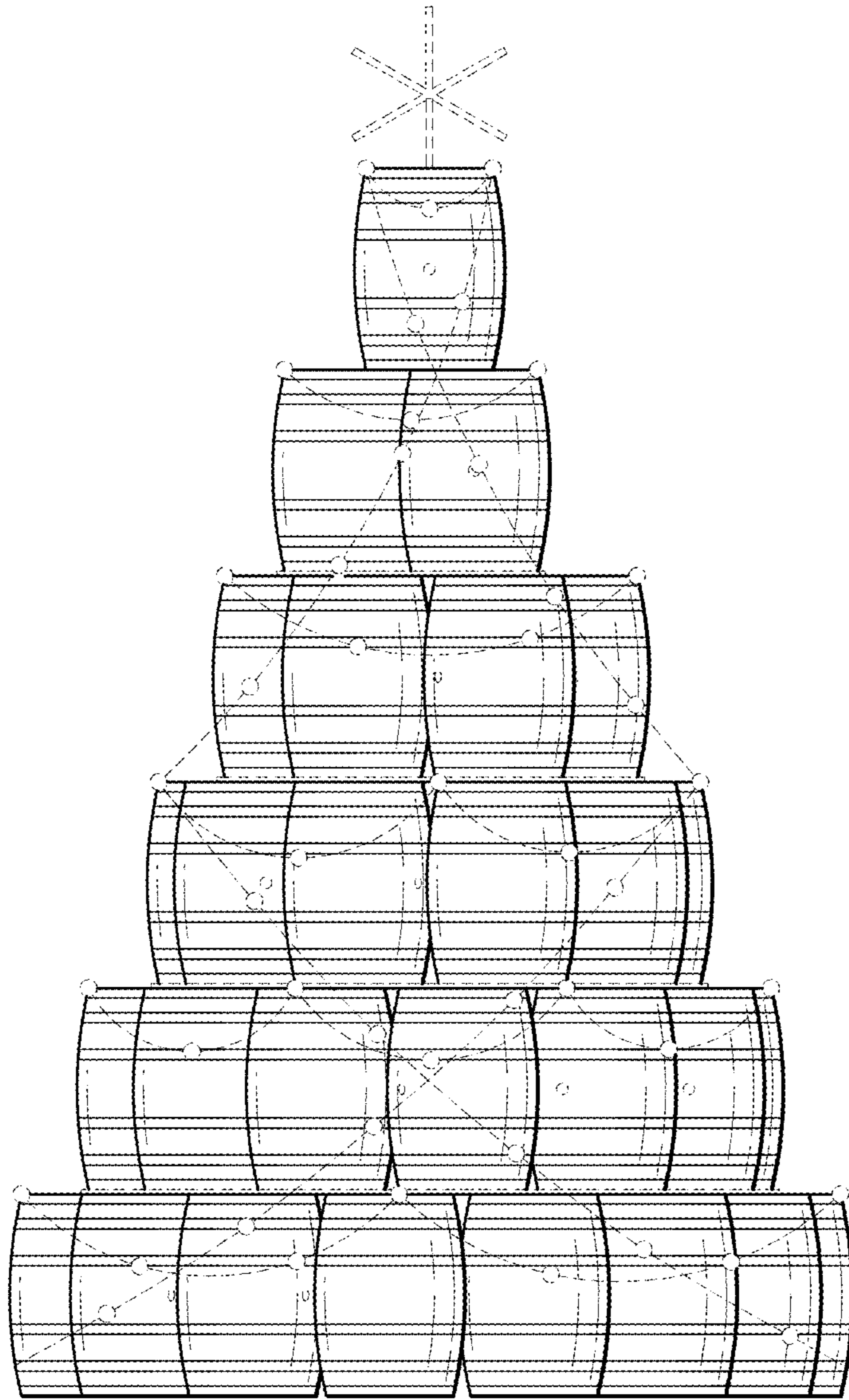


FIG.8