

US00D693728S

(12) **United States Design Patent**
Gray

(10) **Patent No.:** **US D693,728 S**
(45) **Date of Patent:** **** Nov. 19, 2013**

(54) **TREE MADE FROM RECORD ALBUMS**

(76) Inventor: **Glen Andrew Gray**, Manasquan, NJ
(US)

(**) Term: **14 Years**

(21) Appl. No.: **29/387,853**

(22) Filed: **Mar. 18, 2011**

(51) **LOC (9) Cl.** **11-04**

(52) **U.S. Cl.**
USPC **D11/118**

(58) **Field of Classification Search**
USPC D11/117, 118, 121, 125, 130, 130.1,
D11/131, 132, 133, 142, 157; 428/7, 8, 9,
428/12, 17, 18, 19, 20; D14/474, 478
See application file for complete search history.

(56) **References Cited**

U.S. PATENT DOCUMENTS

D55,053 S *	5/1920	Kazanjian	D14/478
D85,590 S	11/1931	Menard		
D101,788 S	11/1936	Miltenberger		
2,097,513 A	12/1936	Casey		
2,212,638 A	8/1940	Franke		
2,325,191 A *	7/1943	Mortimer	40/540
2,503,359 A	4/1950	Smith		
2,795,879 A	6/1957	Bliss		
D195,222 S	5/1963	Helney		
D195,847 S	8/1963	Greiser		
3,135,389 A	6/1964	Farley		
3,655,495 A *	4/1972	Carrell	428/11
D232,947 S *	9/1974	Christiansen	D11/118
3,844,873 A *	10/1974	Dalske et al.	428/18
D264,949 S *	6/1982	Smart	D11/118
D273,312 S *	4/1984	Guertin	D21/337

D276,055 S *	10/1984	Guertin	D21/337
D327,036 S *	6/1992	Melnick	D11/121
D375,279 S *	11/1996	Boeger	D11/121
D380,171 S	6/1997	Shaw		
D386,279 S	11/1997	Edwards		
D394,648 S *	5/1998	Rohde	D14/478
D407,662 S	4/1999	Dotterman		
D425,442 S	5/2000	Sims		
D430,819 S	9/2000	Young et al.		
6,514,581 B1 *	2/2003	Gregory	428/20
D549,711 S *	8/2007	Hakoyama	D14/478
D582,424 S *	12/2008	Leiva	D14/478
D627,256 S	11/2010	Thomas		
D669,813 S *	10/2012	Williams	D11/118

* cited by examiner

Primary Examiner — Elizabeth J Oswecki
(74) *Attorney, Agent, or Firm* — QuickPatents; Kevin Prince


(57) **CLAIM**

I claim the ornamental design for a tree made from record albums, as shown and described.

DESCRIPTION

FIG. 1 is a perspective view of a tree made from record albums, showing my new design;
FIG. 2 is a front elevational view thereof;
FIG. 3 is a rear elevational view thereof;
FIG. 4 is a left-side elevational view thereof;
FIG. 5 is a right-side elevational view thereof;
FIG. 6 is a top plan view thereof; and,
FIG. 7 is a bottom plan view thereof.
The broken lines showing the netting in FIGS. 1-5 and the interior base with netting of FIG. 7 illustrates environmental subject matter that forms no part of the claimed design.

1 Claim, 4 Drawing Sheets






FIG. 1

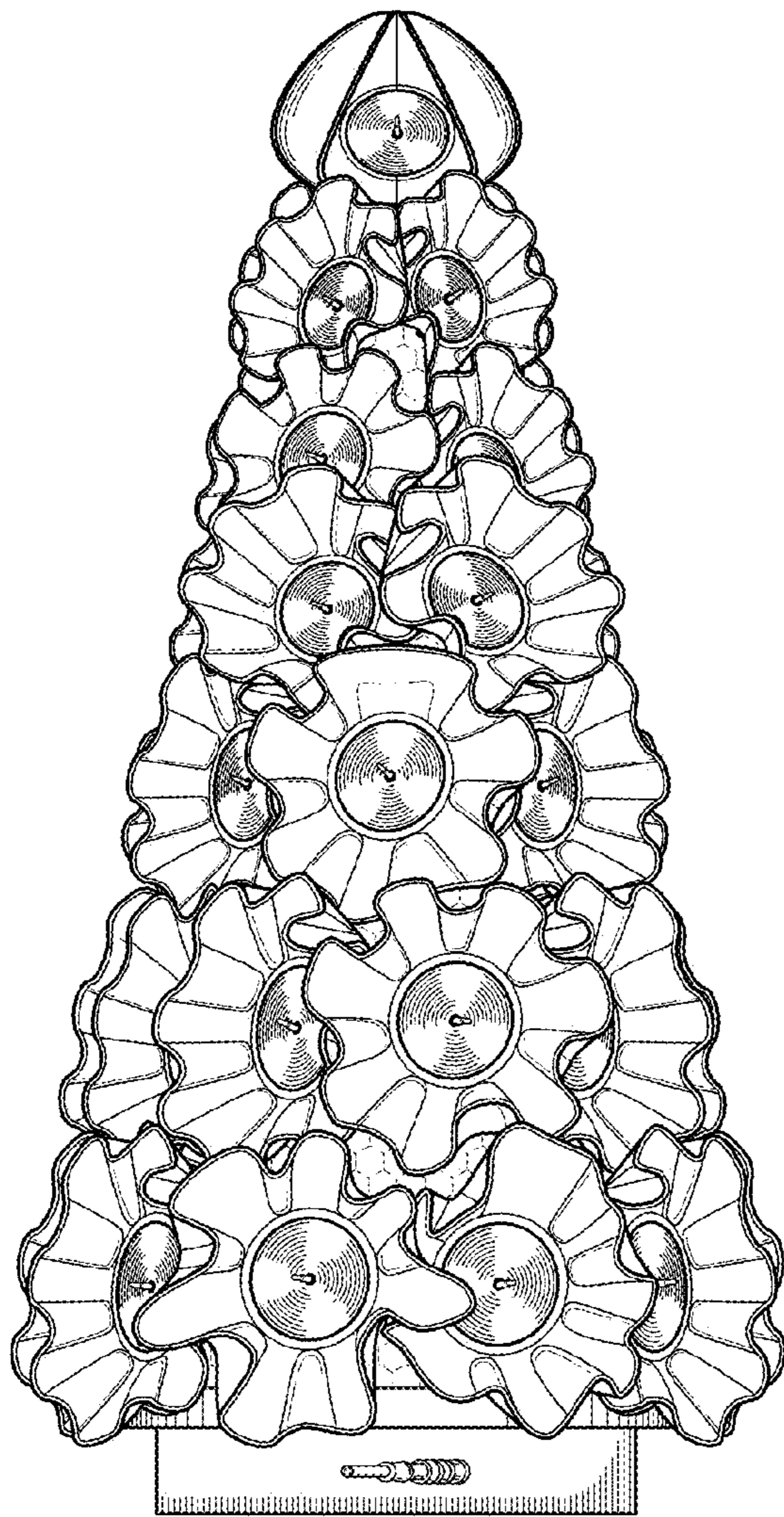


FIG. 2




FIG. 3




FIG. 4




FIG. 5




FIG. 6

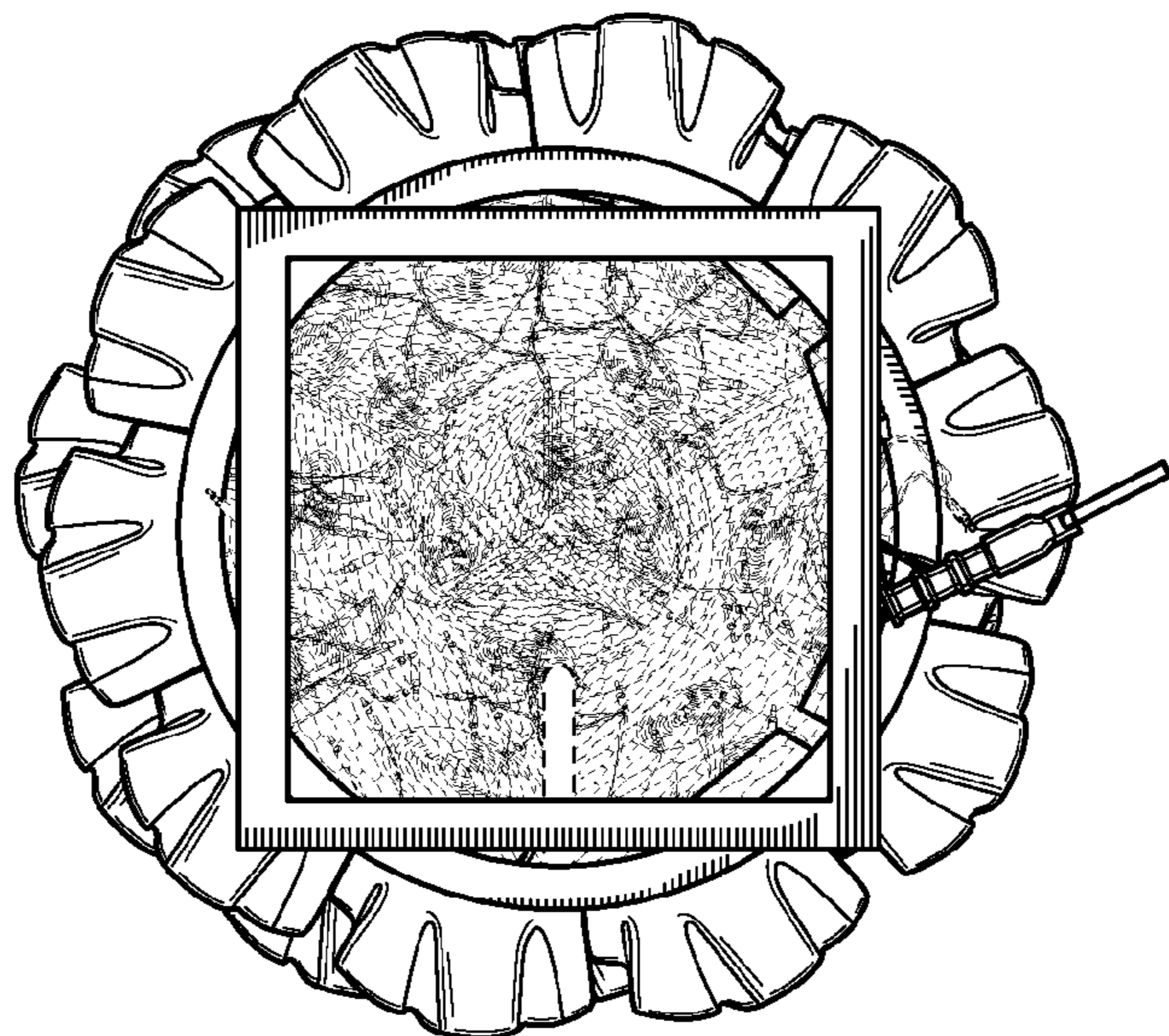


FIG. 7