

US00D693722S

(12) **United States Design Patent**
Papadimitriou

(10) **Patent No.:** **US D693,722 S**

(45) **Date of Patent:** **** Nov. 19, 2013**

(54) **PENDANT**

(75) Inventor: **Costantino Papadimitriou**, Milan (IT)

(73) Assignee: **De Beers Centenary AG**, Lucerne (CH)

(**) Term: **14 Years**

(21) Appl. No.: **29/427,830**

(22) Filed: **Jul. 23, 2012**

D499,046 S * 11/2004 Pinto et al. D11/79
D567,134 S * 4/2008 Bulgari D11/45
D592,094 S * 5/2009 Vanden Berg D11/83

(Continued)

Primary Examiner — Jennifer Rivard

Assistant Examiner — Melanie Pellegrini

(74) *Attorney, Agent, or Firm* — Dentons US LLP; Brian R. McGinley

(57) **CLAIM**

The ornamental design for a pendant, as shown and described.

DESCRIPTION

Related U.S. Application Data

(62) Division of application No. 29/400,793, filed on Sep. 1, 2011, now Pat. No. Des. 664,063.

(51) **LOC (9) Cl.** **11-01**

(52) **U.S. Cl.**
USPC **D11/79; D11/43**

(58) **Field of Classification Search**
USPC D11/79–85, 89–91, 40–48, 1–8;
63/26–28, 12–14, 3, 3.1, 3.2
See application file for complete search history.

(56) **References Cited**

U.S. PATENT DOCUMENTS

D11,457 S * 10/1879 Aikin D11/79
D59,469 S * 10/1921 Gagnon D6/581
D150,586 S * 8/1948 Katz D11/43
D171,701 S * 3/1954 Katz D11/43
D267,634 S * 1/1983 Barr D11/79
D279,879 S * 7/1985 Moon D11/43
D279,880 S * 7/1985 Moon D11/43
D279,883 S * 7/1985 Moon D11/45
D287,577 S * 1/1987 Lorberfeld D11/43
D326,429 S * 5/1992 Azrielant D11/43
5,219,624 A * 6/1993 Kiapos et al. 428/28
D394,824 S * 6/1998 Itzkowitz D11/79
D434,184 S * 11/2000 Acker D28/41

FIG. 1 is an enlarged top view of a first embodiment of the pendant;

FIG. 2 is an enlarged bottom view of the pendant illustrated in FIG. 1;

FIG. 3 is a right elevational view of the pendant illustrated in FIG. 1;

FIG. 4 is a left elevational view of the pendant illustrated in FIG. 1;

FIG. 5 is a front view of the pendant illustrated in FIG. 1;

FIG. 6 is a rear view of the pendant illustrated in FIG. 1;

FIG. 7 is a perspective view of the pendant illustrated in FIG. 1

FIG. 8 is an enlarged top view of a second embodiment of the pendant;

FIG. 9 is an enlarged bottom view of the pendant illustrated in FIG. 8;

FIG. 10 is a right elevational view of the pendant illustrated in FIG. 8;

FIG. 11 is a left elevational view of the pendant illustrated in FIG. 8;

FIG. 12 is a front view of the pendant illustrated in FIG. 8;

FIG. 13 is a rear view of the pendant illustrated in FIG. 8; and,

FIG. 14 is a perspective view of the pendant illustrated in FIG. 8.

1 Claim, 10 Drawing Sheets



(56)

References Cited

U.S. PATENT DOCUMENTS

D624,843 S *	10/2010	Colombani	D11/43	D637,104 S *	5/2011	Papadimitriou	D11/43
D631,384 S *	1/2011	Papadimitriou	D11/79	D639,694 S *	6/2011	Papadimitriou	D11/43
D631,385 S *	1/2011	Lebail	D11/43	D640,585 S *	6/2011	Nolan	D11/86
D631,386 S *	1/2011	Ventura	D11/79	D643,325 S *	8/2011	Marchand	D11/79
D632,605 S *	2/2011	Marchand	D11/43	D664,061 S *	7/2012	Papadimitriou	D11/43
				D664,062 S *	7/2012	Papadimitriou	D11/43
				D664,063 S *	7/2012	Papadimitriou	D11/79
				D664,064 S *	7/2012	Papadimitriou	D11/79

* cited by examiner

FIG. 1



FIG. 2




FIG. 3



FIG. 4



FIG. 5



FIG. 6



FIG. 7




FIG. 8

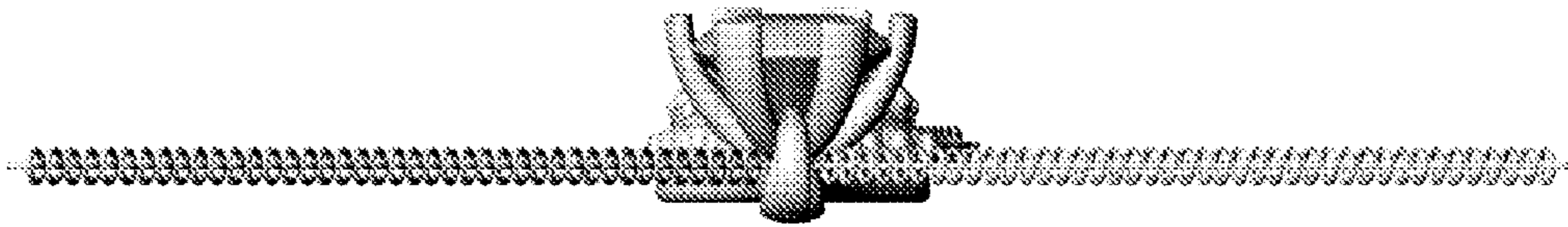


FIG. 9

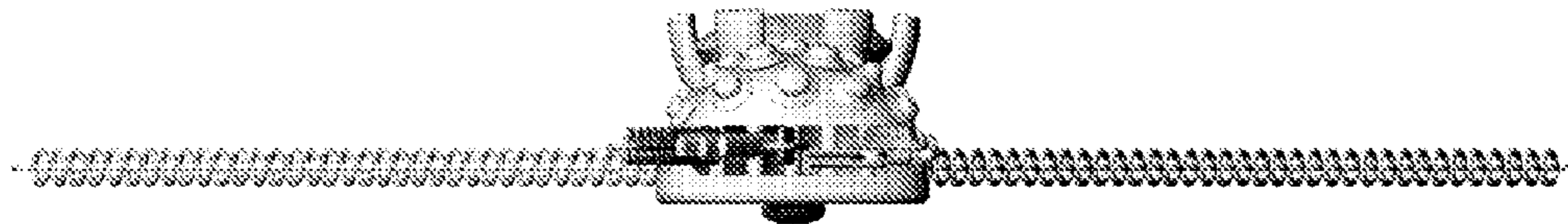


FIG. 10



FIG. 11



FIG. 12



FIG. 13



FIG. 14

