



US00D693721S

(12) **United States Design Patent**
Papadimitriou

(10) **Patent No.:** **US D693,721 S**
(45) **Date of Patent:** **** Nov. 19, 2013**

(54) **EARRING**

- (75) Inventor: **Costantino Papadimitriou**, Milan (IT)
- (73) Assignee: **De Beers Centenary AG**, Lucerne (CH)
- (**) Term: **14 Years**
- (21) Appl. No.: **29/427,842**
- (22) Filed: **Jul. 23, 2012**

Related U.S. Application Data

- (62) Division of application No. 29/400,847, filed on Sep. 1, 2011, now Pat. No. Des. 664,062.

(30) **Foreign Application Priority Data**

- Mar. 4, 2011 (EM) 001830688
- Mar. 4, 2011 (EM) 001831033

- (51) **LOC (9) Cl.** **11-01**
- (52) **U.S. Cl.**
USPC **D11/43; D11/79**
- (58) **Field of Classification Search**
USPC D11/79-85, 89-91, 40-48, 1-8, 11;
63/26-28, 12-14, 3, 3.1, 3.2
See application file for complete search history.

(56) **References Cited**

U.S. PATENT DOCUMENTS

- D11,457 S * 10/1879 Aikin D11/79
- D59,469 S * 10/1921 Gagnon D6/581

(Continued)

Primary Examiner — Jennifer Rivard

Assistant Examiner — Melanie Pellegrini

(74) *Attorney, Agent, or Firm* — Dentons US LLP; Brian R. McGinley

(57) **CLAIM**


The ornamental design for an earring, as shown and described.

DESCRIPTION

FIG. 1 is an enlarged top view of a first embodiment of the earring;

FIG. 2 is an enlarged bottom view of the earring illustrated in FIG. 1;
 FIG. 3 is a right elevational view of the earring illustrated in FIG. 1;
 FIG. 4 is a left elevational view of the earring illustrated in FIG. 1;
 FIG. 5 is a front view of the earring illustrated in FIG. 1;
 FIG. 6 is a rear view of the earring illustrated in FIG. 1;
 FIG. 7 is a perspective view of the earring illustrated in FIG. 1;
 FIG. 8 is an enlarged top view of a second embodiment of the earring;
 FIG. 9 is an enlarged bottom view of the earring illustrated in FIG. 8;
 FIG. 10 is a right elevational view of the earring illustrated in FIG. 8;
 FIG. 11 is a left elevational view of the earring illustrated in FIG. 8;
 FIG. 12 is a front view of the earring illustrated in FIG. 8;
 FIG. 13 is a rear view of the earring illustrated in FIG. 8;
 FIG. 14 is a perspective view of the earring illustrated in FIG. 8;
 FIG. 15 is an enlarged top view of a third embodiment of the earring;
 FIG. 16 is an enlarged bottom view of the earring illustrated in FIG. 15;
 FIG. 17 is a right elevational view of the earring illustrated in FIG. 15;
 FIG. 18 is a left elevational view of the earring illustrated in FIG. 15;
 FIG. 19 is a front view of the earring illustrated in FIG. 15;
 FIG. 20 is a rear view of the earring illustrated in FIG. 15;
 FIG. 21 is a perspective view of the earring illustrated in FIG. 15;
 FIG. 22 is an enlarged top view of a fourth embodiment of the earring;
 FIG. 23 is an enlarged bottom view of the earring illustrated in FIG. 22;
 FIG. 24 is a right elevational view of the earring illustrated in FIG. 22;
 FIG. 25 is a left elevational view of the earring illustrated in FIG. 22;
 FIG. 26 is a front view of the earring illustrated in FIG. 22;
 FIG. 27 is a rear view of the earring illustrated in FIG. 22; and,
 FIG. 28 is a perspective view of the earring illustrated in FIG. 22.

1 Claim, 20 Drawing Sheets



(56)

References Cited

U.S. PATENT DOCUMENTS

D150,586 S *	8/1948	Katz	D11/43	D567,134 S *	4/2008	Bulgari	D11/45
D171,701 S *	3/1954	Katz	D11/43	D592,094 S *	5/2009	Vanden Berg	D11/83
D267,634 S *	1/1983	Barr	D11/79	D624,843 S *	10/2010	Colombani	D11/43
D279,879 S *	7/1985	Moon	D11/43	D631,384 S *	1/2011	Papadimitriou	D11/79
D279,880 S *	7/1985	Moon	D11/43	D631,385 S *	1/2011	Lebail	D11/43
D279,883 S *	7/1985	Moon	D11/45	D631,386 S *	1/2011	Ventura	D11/79
D287,577 S *	1/1987	Lorberfeld	D11/43	D632,605 S *	2/2011	Marchand	D11/43
D326,429 S *	5/1992	Azrielant	D11/43	D637,104 S *	5/2011	Papadimitriou	D11/43
5,219,624 A *	6/1993	Kiapos et al.	428/28	D639,694 S *	6/2011	Papadimitriou	D11/43
D394,824 S *	6/1998	Itzkowitz	D11/79	D640,585 S *	6/2011	Nolan	D11/86
D434,184 S *	11/2000	Acker	D28/41	D643,325 S *	8/2011	Marchand	D11/79
D499,046 S *	11/2004	Pinto et al.	D11/79	D664,061 S *	7/2012	Papadimitriou	D11/43
					D664,062 S *	7/2012	Papadimitriou	D11/43
					D664,063 S *	7/2012	Papadimitriou	D11/79
					D664,064 S *	7/2012	Papadimitriou	D11/79

* cited by examiner

FIG. 1



FIG. 2




FIG. 3




FIG. 4




FIG. 5




FIG. 6




FIG. 7

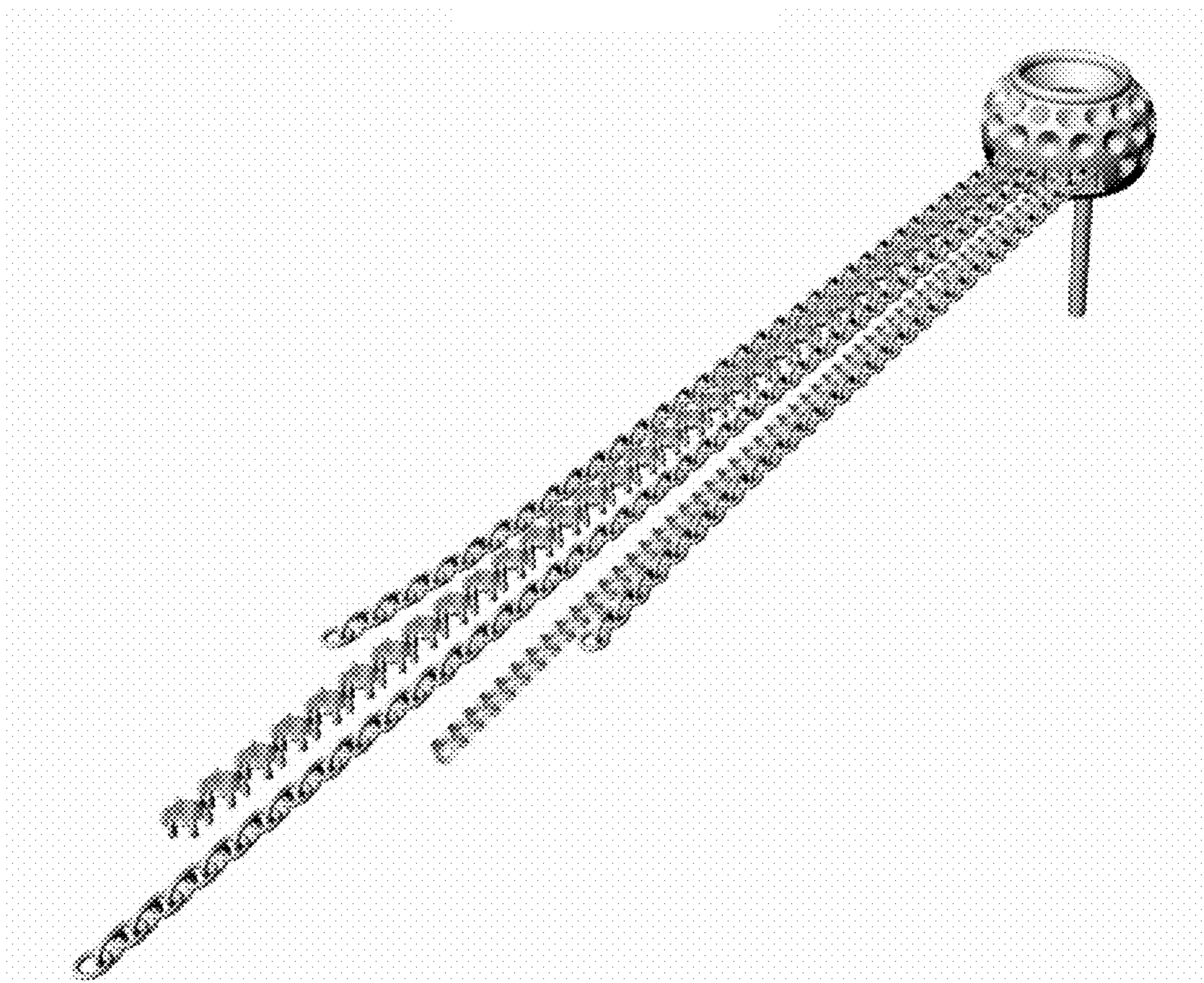


FIG. 8

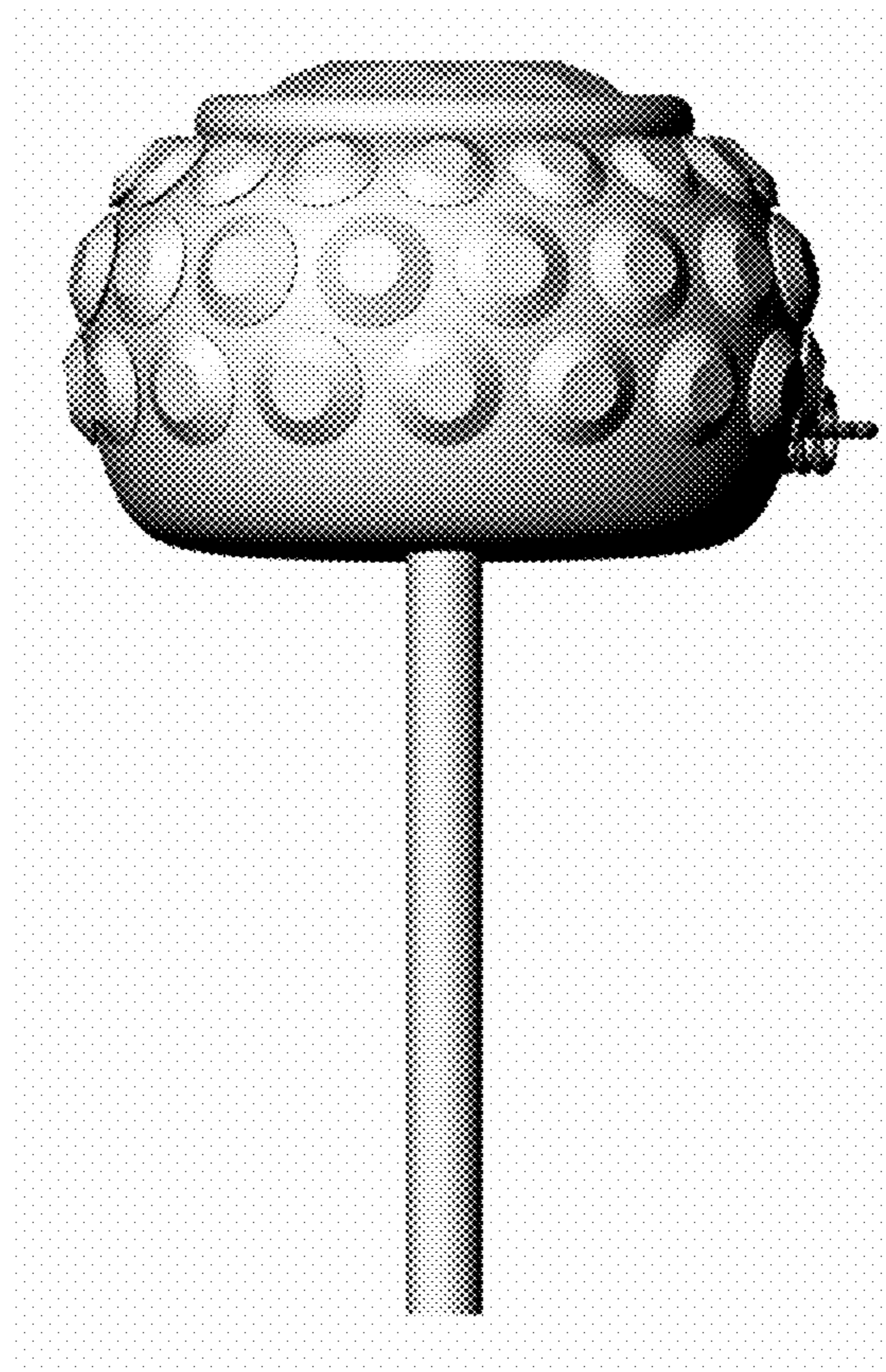


FIG. 9




FIG. 10




FIG. 11




FIG. 12




FIG. 13




FIG. 14




FIG. 15



FIG. 16




FIG. 17




FIG. 18




FIG. 19




FIG. 20




FIG. 21




FIG. 22




FIG. 23




FIG. 24




FIG. 25




FIG. 26




FIG. 27




FIG. 28

