

US00D693692S

(12) **United States Design Patent**
Grossfield

(10) **Patent No.:** **US D693,692 S**
(45) **Date of Patent:** **** Nov. 19, 2013**

(54) **BOTTLE**

(75) Inventor: **Marc Grossfield**, Minneapolis, MN
(US)

(73) Assignee: **Tzfat Spirits of Israel, LLC**,
Minneapolis, MN (US)

(**) Term: **14 Years**

(21) Appl. No.: **29/424,800**

(22) Filed: **Jun. 15, 2012**

(51) **LOC (9) Cl.** **09-01**

(52) **U.S. Cl.**
USPC **D9/544**; D9/561; D9/565

(58) **Field of Classification Search**
USPC D9/516, 522–523, 529, 544, 552,
D9/559–561, 565, 572–575, 414, 430;
215/381–385

See application file for complete search history.

(56) **References Cited**

U.S. PATENT DOCUMENTS

D28,687 S *	5/1898	Paine	D9/546
D50,010 S *	12/1916	Bell	D9/546
D106,226 S *	9/1937	Wildman	D9/546
D205,636 S *	8/1966	Linn	D9/523
D210,115 S *	2/1968	Armour	D9/529
3,702,806 A *	11/1972	Oliva	220/23.4 X
D229,723 S *	12/1973	Grimes	D24/197
D236,685 S *	9/1975	Tripp	D9/693
D284,839 S *	7/1986	Biesecker	D9/572
D299,116 S *	12/1988	Zoller	D9/561 X
D328,432 S *	8/1992	O'Reilly	D9/565 X
D361,262 S *	8/1995	Lusker	D9/561

D369,559 S *	5/1996	Vilval	D9/561
D385,800 S *	11/1997	Lusker	D9/572 X
D459,229 S *	6/2002	Paul	D9/529
D493,364 S *	7/2004	Papiernik	D9/687
D496,286 S *	9/2004	Krunas	D9/544 X
D500,448 S *	1/2005	Krunas	D9/572
D520,374 S *	5/2006	Herrmann et al.	D9/561
D526,202 S *	8/2006	Bakic	D9/522
D531,050 S *	10/2006	Brandt	D9/687
D619,467 S *	7/2010	Bogosyan	D9/529
D624,432 S *	9/2010	Fox et al.	D9/561
7,837,048 B2 *	11/2010	Lusker	215/379
D653,960 S *	2/2012	Fox	D9/561
D673,856 S *	1/2013	Snyder	D9/565 X

* cited by examiner

Primary Examiner — Carol P Rademaker

(74) *Attorney, Agent, or Firm* — Winthrop & Weinstine, P.A.

(57) **CLAIM**

The ornamental design for a bottle, as shown and described.

DESCRIPTION

FIG. 1 is a perspective view of a bottle, showing the new design;

FIG. 2 is a front elevational view thereof;

FIG. 3 is a back elevational view thereof;

FIG. 4 is a right side elevational view thereof;

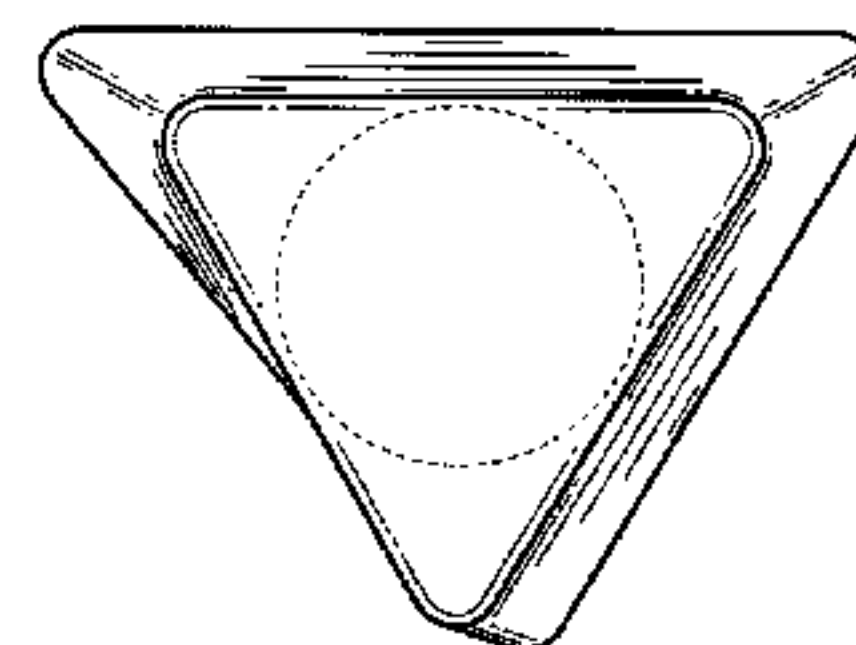
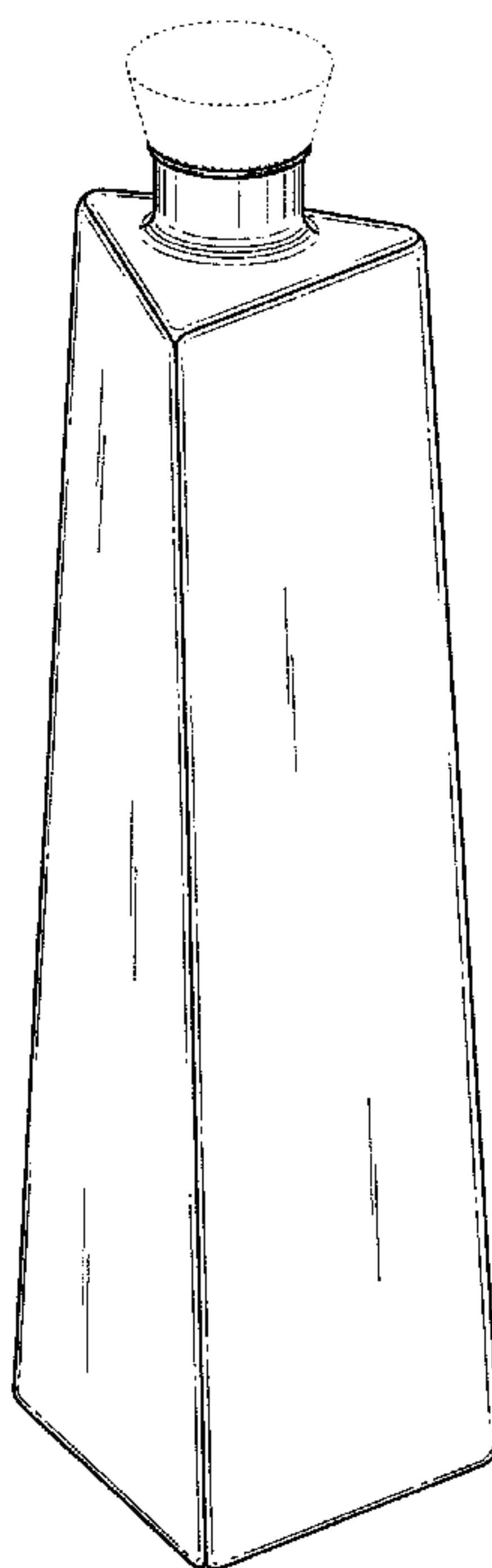
FIG. 5 is a left side elevational view thereof;

FIG. 6 is a top plan view thereof; and,

FIG. 7 is a bottom plan view thereof.

The broken lines shown in the drawings are included for the purpose of illustrating environmental structure and form no part of the claimed design.

1 Claim, 6 Drawing Sheets



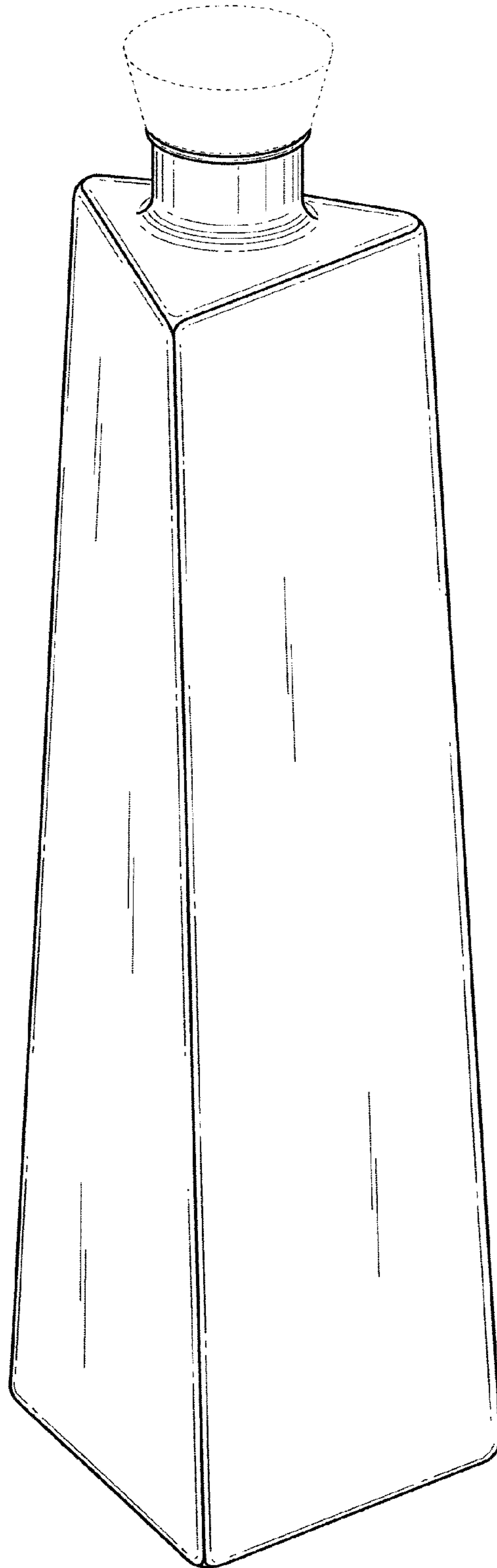


Fig. 1

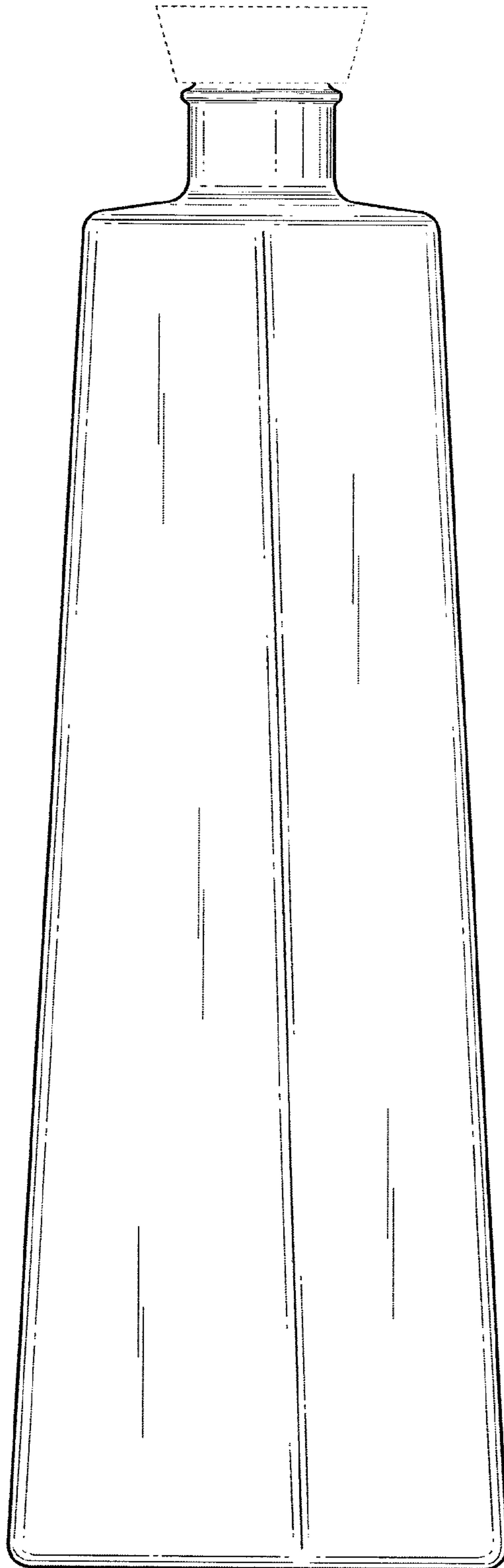


Fig. 2

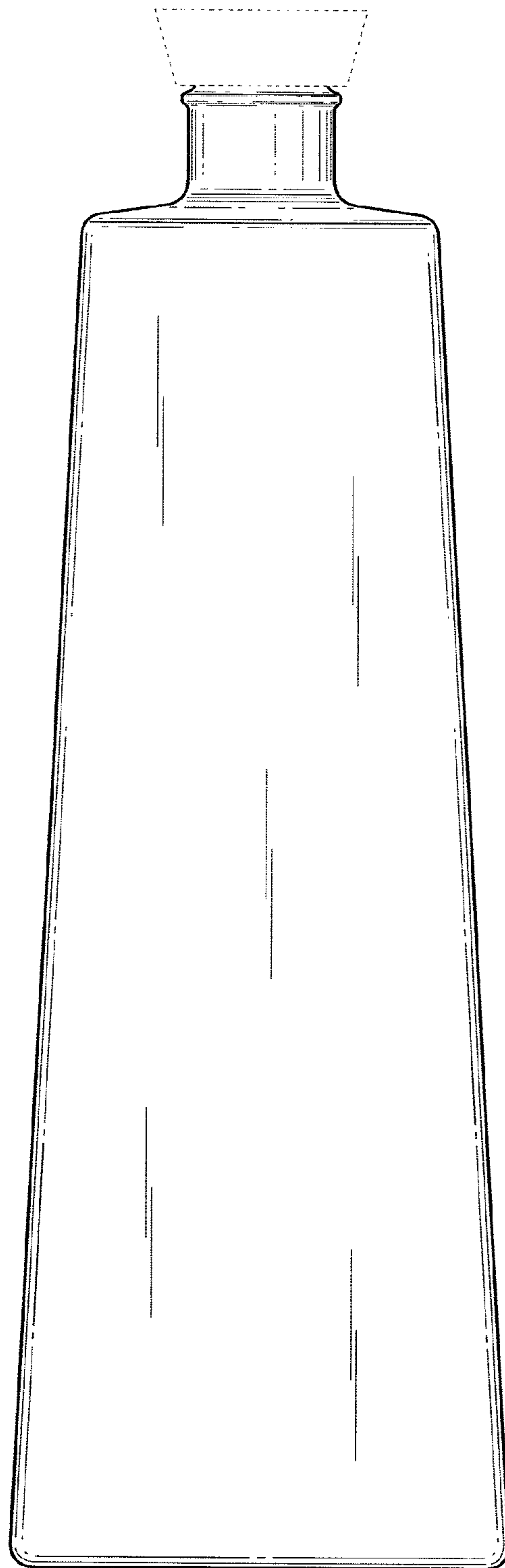


Fig. 3




Fig. 4




Fig. 5

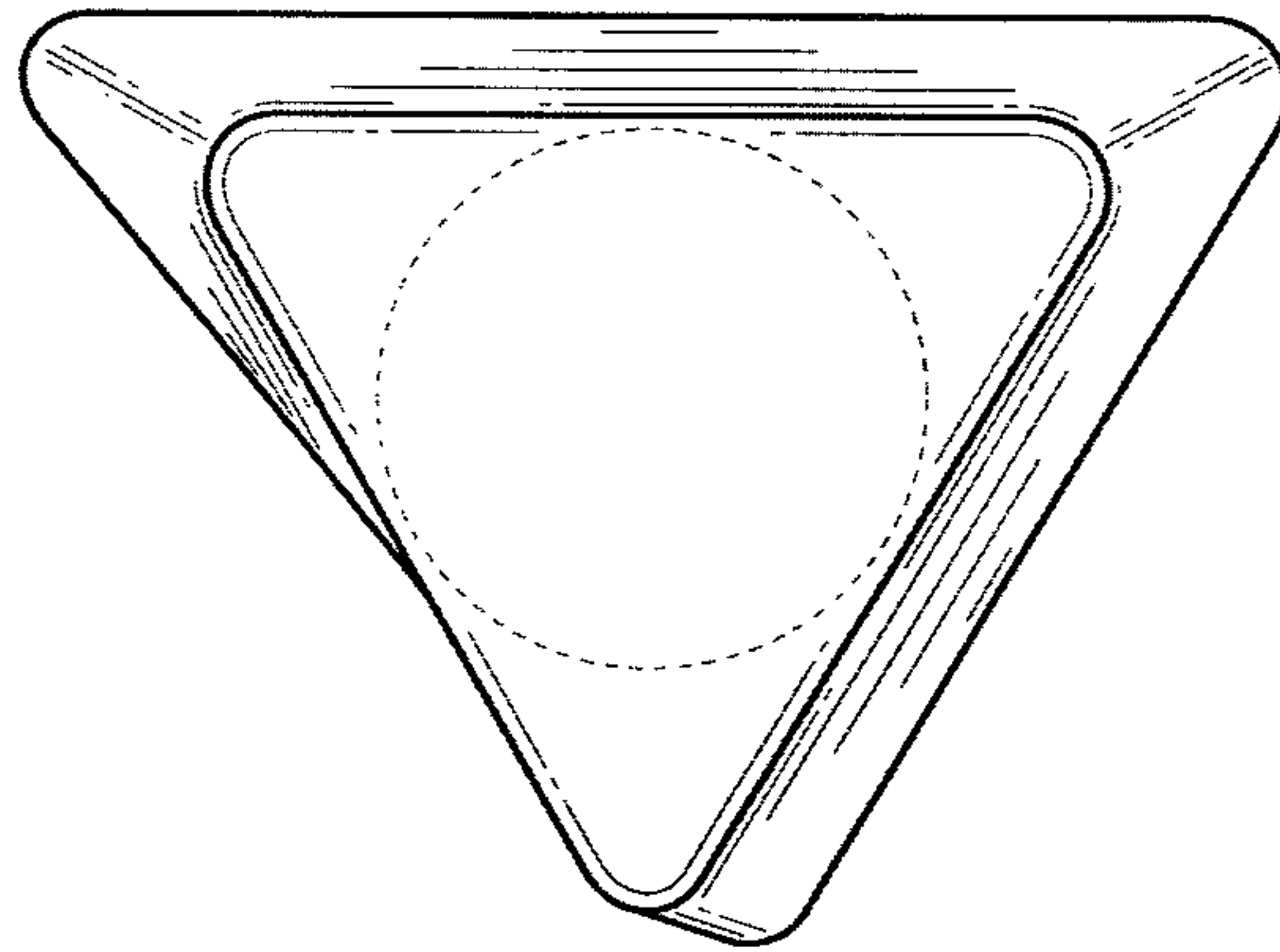


Fig. 6

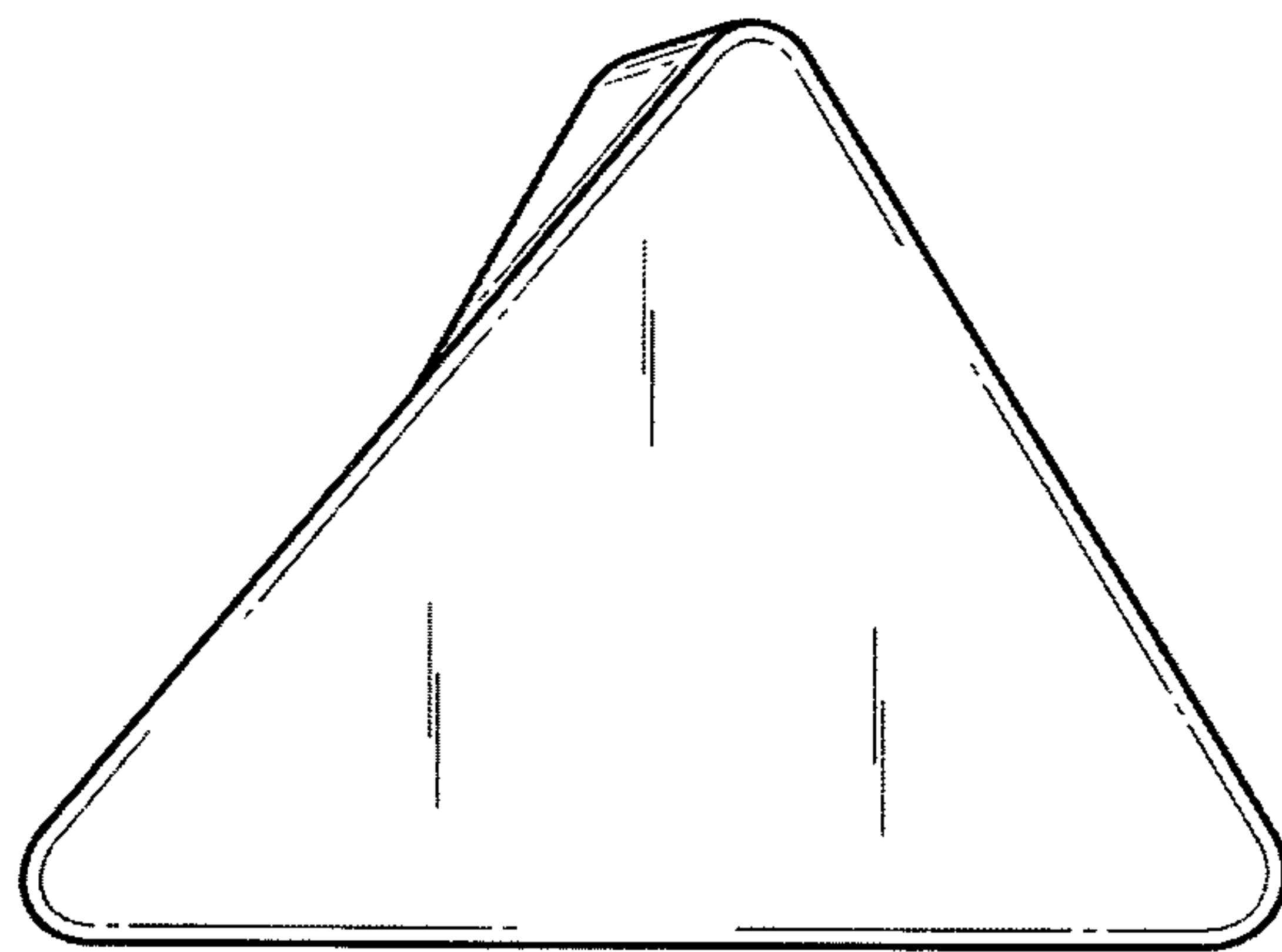


Fig. 7