

US00D693686S

(12) **United States Design Patent**
Rosenberg

(10) **Patent No.:** **US D693,686 S**

(45) **Date of Patent:** **** *Nov. 19, 2013**

(54) **CONTAINER WITH ROLLED END**

(75) Inventor: **Susan R. Rosenberg**, Lawrence, NY
(US)

(73) Assignee: **API Industries, Inc.**, Orangeburg, NY
(US)

(*) Notice: This patent is subject to a terminal disclaimer.

(**) Term: **14 Years**

(21) Appl. No.: **29/404,708**

(22) Filed: **Oct. 25, 2011**

(51) **LOC (9) Cl.** **09-01**

(52) **U.S. Cl.**
USPC **D9/503**; D9/416; D9/500; D9/526;
D9/553; D9/558; D9/575; D9/734

(58) **Field of Classification Search**
USPC D3/206, 272-273, 300, 302, 316;
D8/358; D9/414, 416, 418-419,
D9/424-425, 428, 434, 499-500, 502-505,
D9/516, 529, 549-550, 553, 558, 574-575,
D9/702, 711, 734, 763, 772, 779-780,
D9/526; D18/35, 99; D19/89; D23/260,
D23/269; D24/224; D28/73, 75; 138/91,
138/96 R; 206/68, 225-226, 298, 306, 308,
206/315.9, 385, 389-390, 398, 400, 407,
206/416, 418, 426; 215/379, 381-383;
220/660, 669, 675; 229/4.5, 87.12, 92,
229/92.8, 93, 121, 122.2, 162.5, 446, 830
See application file for complete search history.

(56) **References Cited**

U.S. PATENT DOCUMENTS

919,715 A * 4/1909 Gray 229/93
D65,589 S * 9/1924 Mas D9/537

2,446,422 A * 8/1948 Jensen 229/5.5
2,464,278 A * 3/1949 Wilson 229/5.7
2,756,924 A * 7/1956 Abrahamson 229/93
3,144,193 A * 8/1964 Geist et al. 229/202
3,217,964 A * 11/1965 Stegner 229/5.5
D321,644 S * 11/1991 Katada et al. D9/502
D333,781 S * 3/1993 Kobel D9/734
D396,631 S * 8/1998 DuGrenier et al. D9/680
D526,190 S * 8/2006 Bolt et al. D9/418
D527,252 S * 8/2006 Bolt et al. D9/418
D603,712 S * 11/2009 James et al. D9/553
D603,714 S * 11/2009 James et al. D9/553
D605,950 S * 12/2009 James et al. D9/553
D608,660 S * 1/2010 Mau D9/734
D644,938 S * 9/2011 Saunders et al. D9/716
D661,600 S * 6/2012 Hora et al. D9/734
D671,837 S * 12/2012 Rosenberg D9/504

* cited by examiner

Primary Examiner — Ian Simmons

Assistant Examiner — Dana L Meyrow

(74) *Attorney, Agent, or Firm* — Cantor Colburn LLP

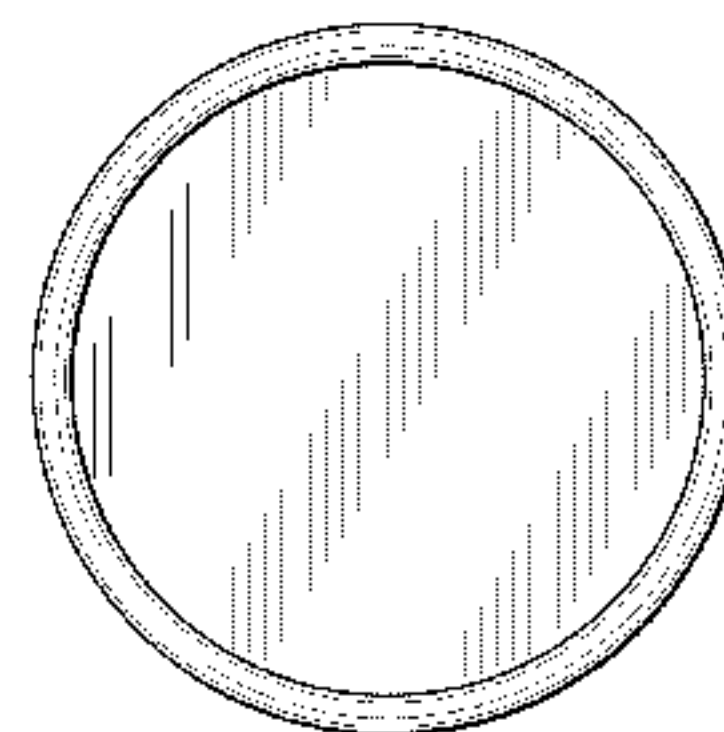

(57) **CLAIM**

I claim, the ornamental design for a container with rolled end, as shown and described.

DESCRIPTION

FIG. 1 is an isometric view of the container with rolled end; FIG. 2 is a front view of the container with rolled end; FIG. 3 is a rear view of the container with rolled end; FIG. 4 is a side view of the container with rolled end; FIG. 5 is the opposite side view of the container with rolled end; and, FIG. 6 is a top plan view of the container with rolled end. The broken lines in the FIGS. 1, 2, 4 & 5 drawing views represent a perforation on the sidewall of the container. These broken lines are included in the claimed design.

1 Claim, 4 Drawing Sheets



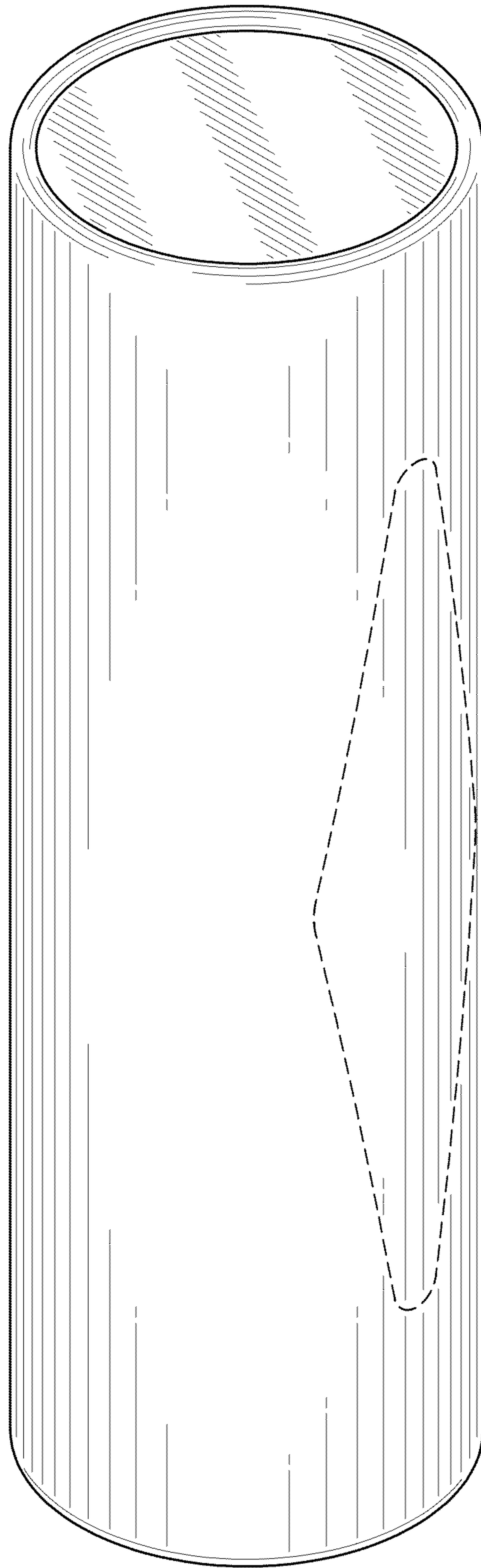


FIG. 1

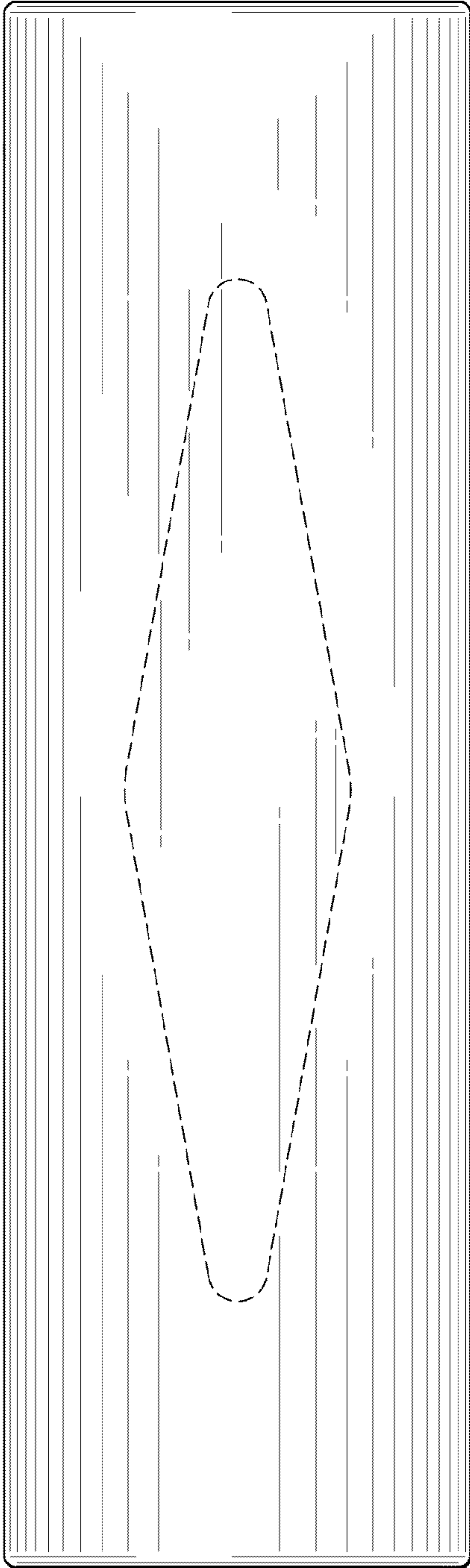


FIG. 2

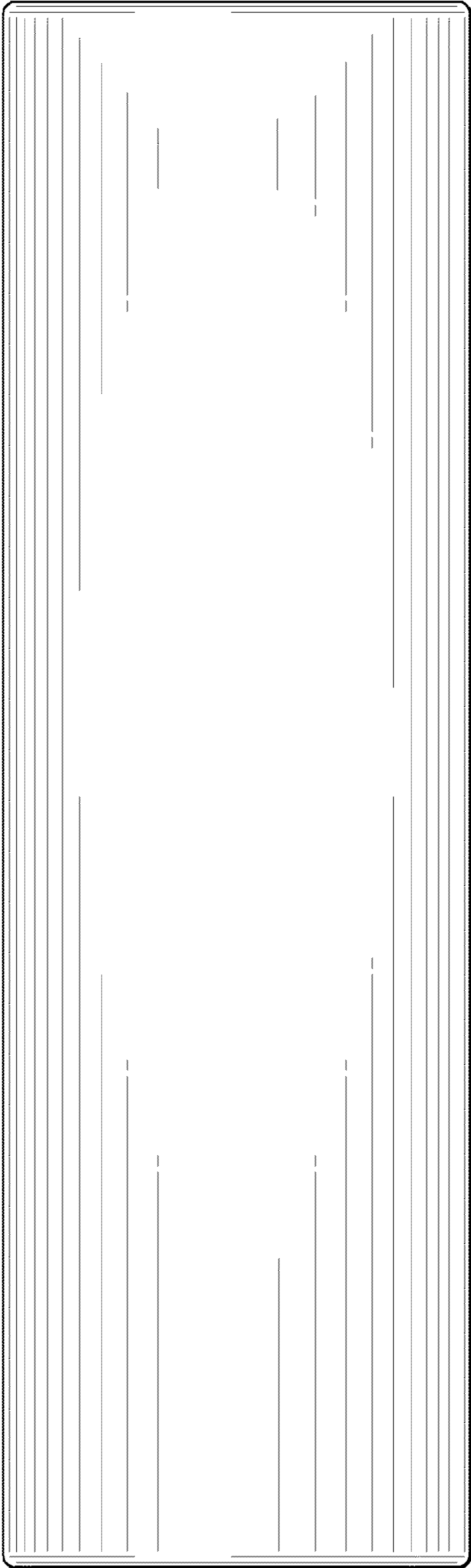


FIG. 3

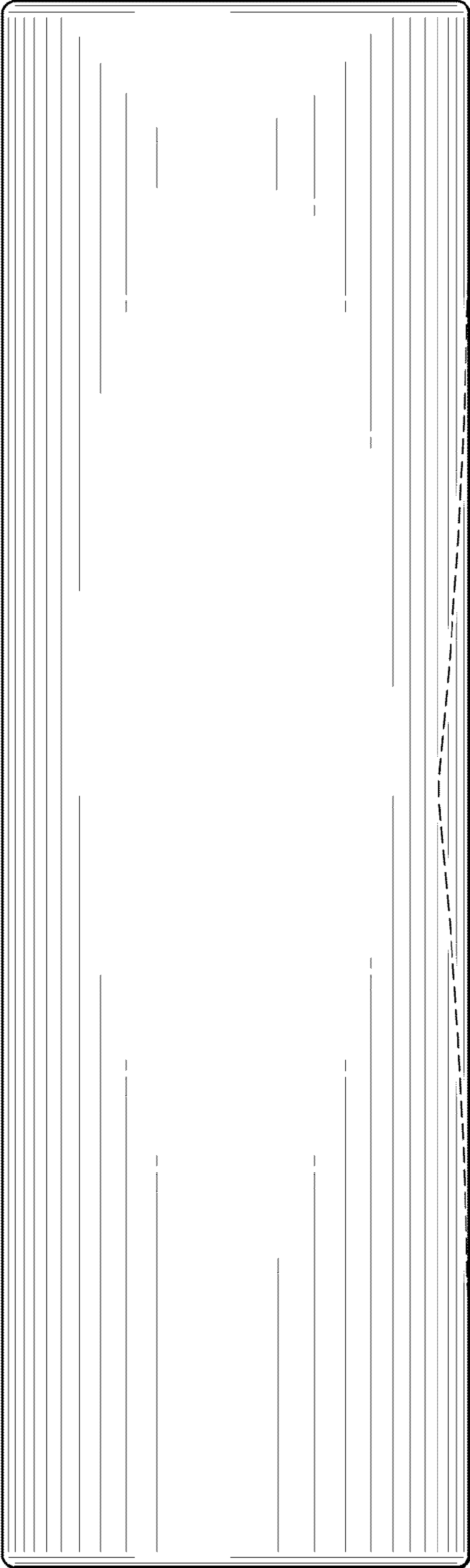


FIG. 4




FIG. 5

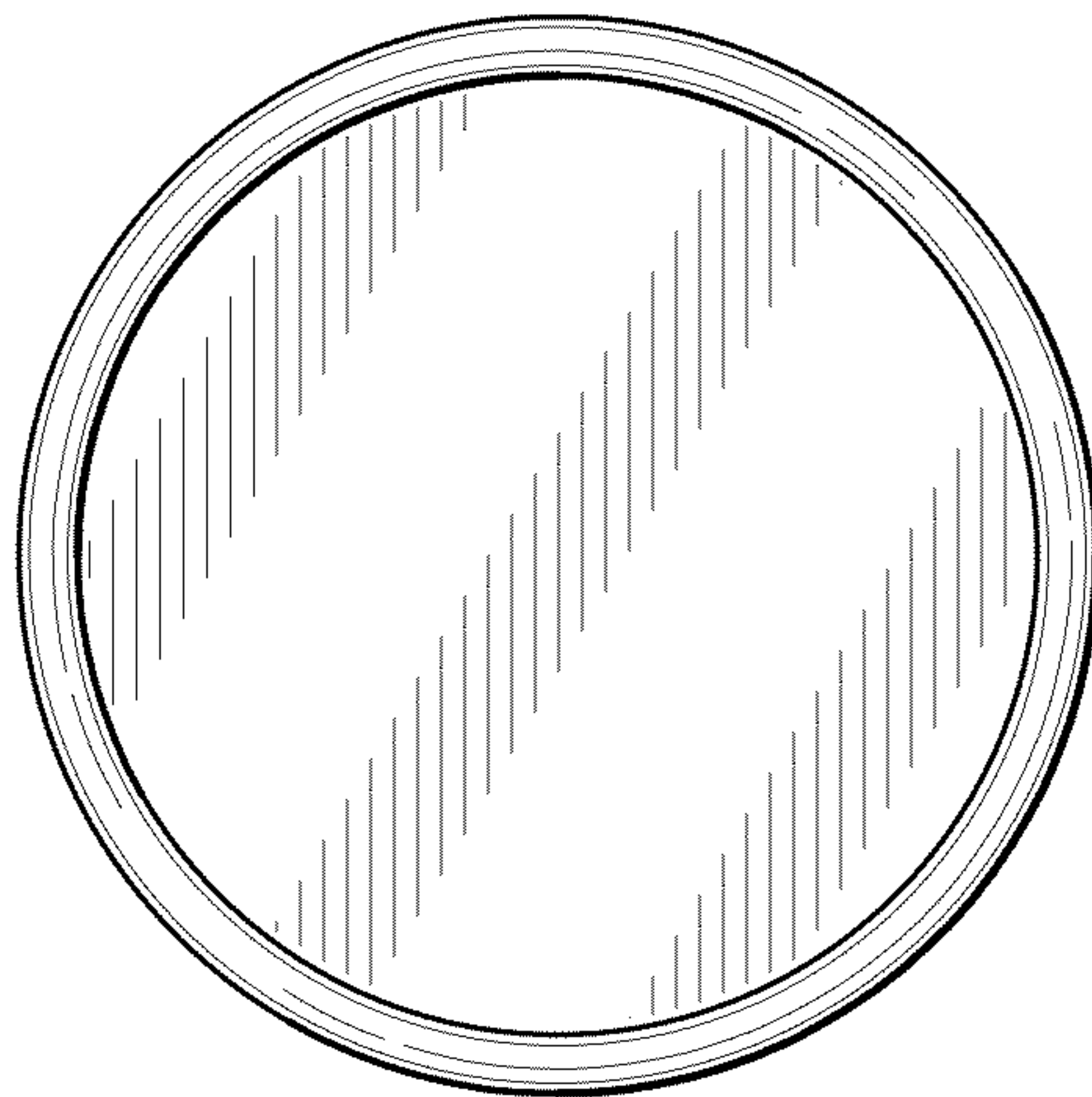


FIG. 6