

US00D693658S

(12) **United States Design Patent**  
**Liu**

(10) **Patent No.:** **US D693,658 S**

(45) **Date of Patent:** **\*\* Nov. 19, 2013**

(54) **LOPPING SHEAR**

(56) **References Cited**

(71) Applicant: **Hongbin Liu**, Zhejiang (CN)

U.S. PATENT DOCUMENTS

(72) Inventor: **Hongbin Liu**, Zhejiang (CN)

D386,369 S *	11/1997	Lin	.....	D8/5
D510,002 S *	9/2005	Lai	.....	D8/5
D635,418 S *	4/2011	Huang	.....	D8/5
D646,534 S *	10/2011	Deville	.....	D8/5

(73) Assignee: **AiFa Hangzhou Lawn & Garden Acc. Co. Ltd**, Hangzhou (CN)

\* cited by examiner

*Primary Examiner* — Sheryl Lane

(\*\*) Term: **14 Years**

(74) *Attorney, Agent, or Firm* — Alan Kamrath; Kamrath IP Lawfirm, P.A.

(21) Appl. No.: **29/436,970**

(57) **CLAIM**

The ornamental design for a lopping shear, as shown.

(22) Filed: **Nov. 12, 2012**

**DESCRIPTION**

(51) **LOC (9) Cl.** ..... **08-01**

(52) **U.S. Cl.**  
USPC ..... **D8/5**

(58) **Field of Classification Search**  
USPC ..... D8/4, 5, 52, 54; 30/131, 260, 193-194,  
30/296.1, 134, 251-253, 261-262

FIG. 1 is a perspective view of a lopping shear showing my new design;

FIG. 2 is a front elevational view thereof;

FIG. 3 is a rear elevational view thereof;

FIG. 4 is a left side view thereof;

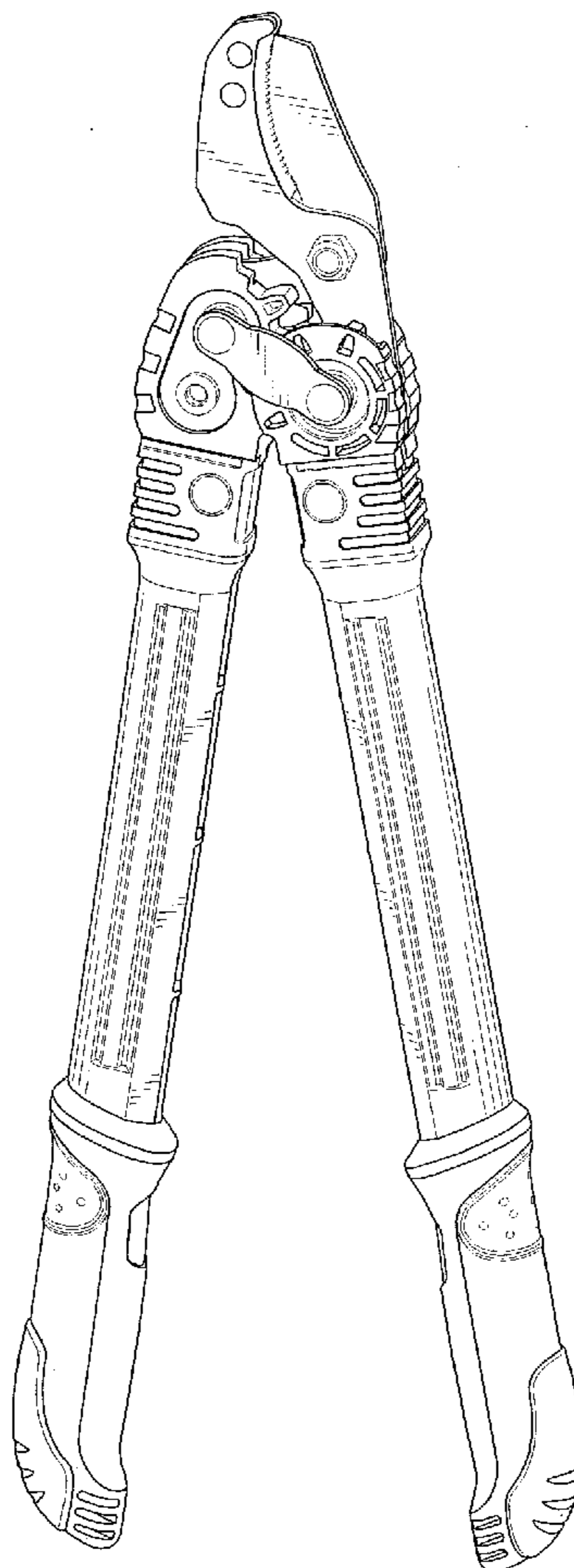
FIG. 5 is a right side view thereof;

FIG. 6 is a top plain view thereof; and,

FIG. 7 is a bottom plain view thereof.

See application file for complete search history.

**1 Claim, 5 Drawing Sheets**



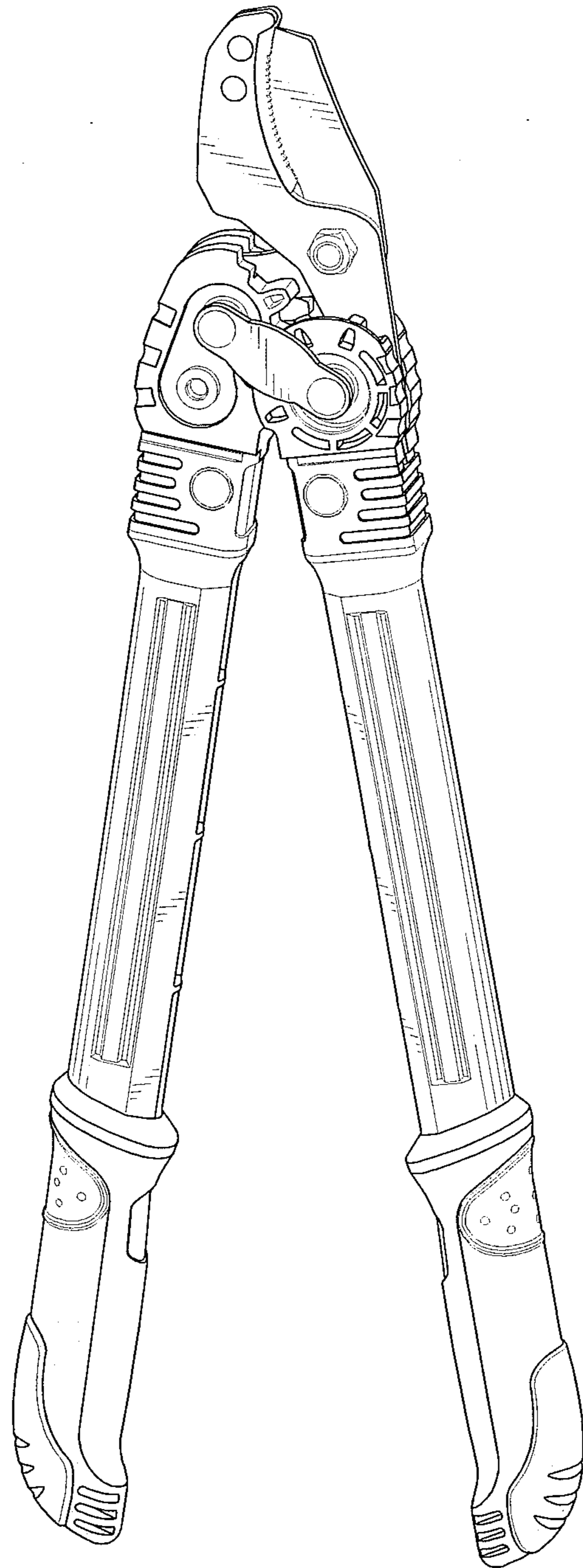


FIG. 1

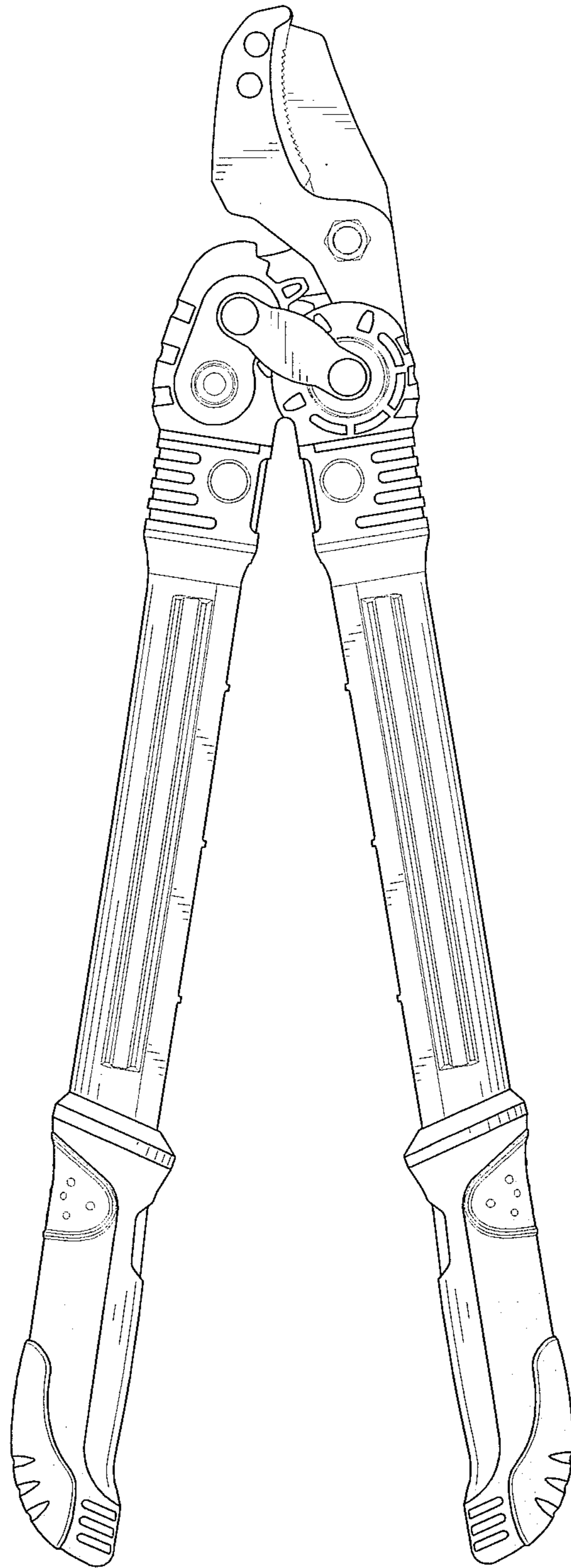


FIG. 2

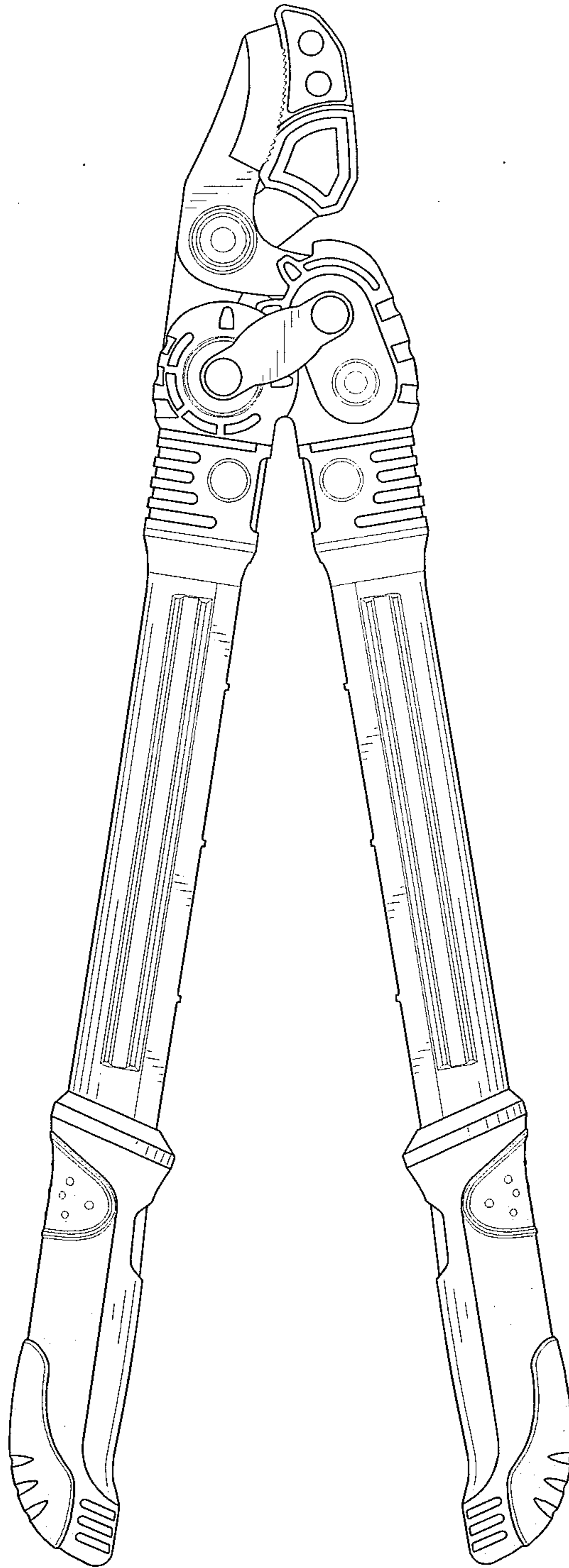


FIG. 3

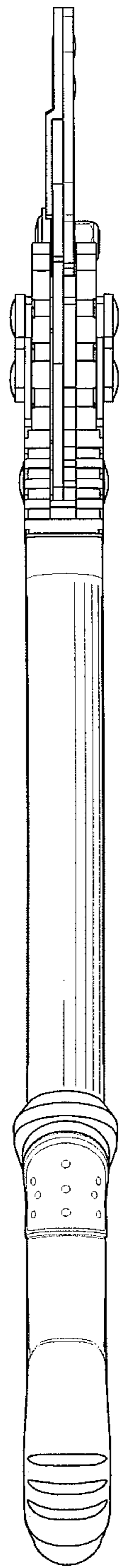


FIG. 4

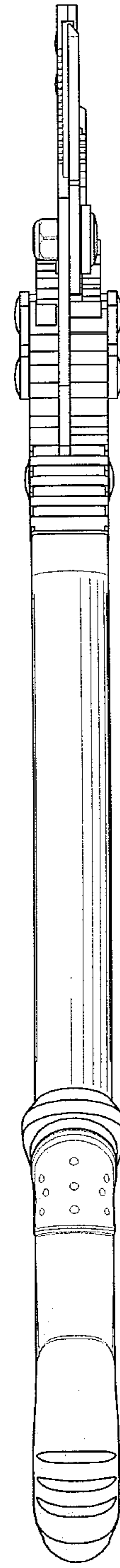


FIG. 5

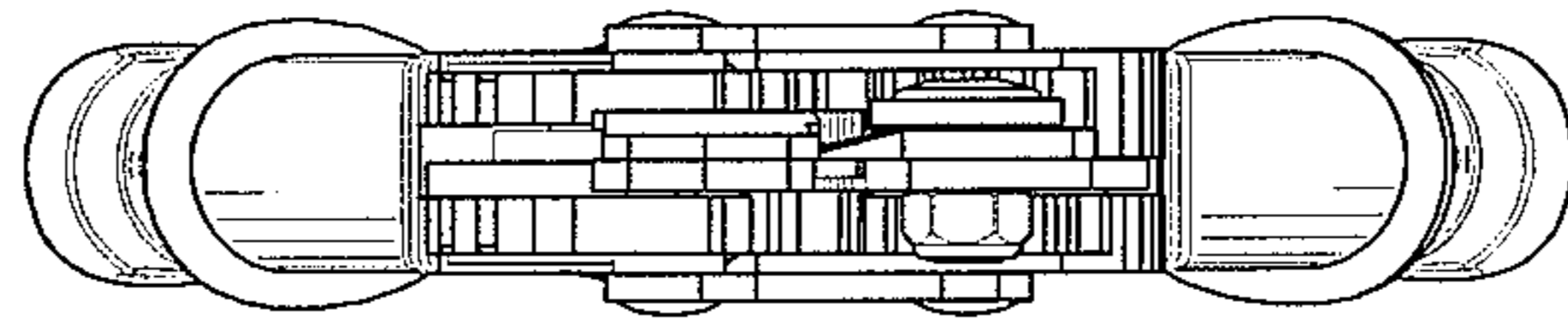


FIG. 6

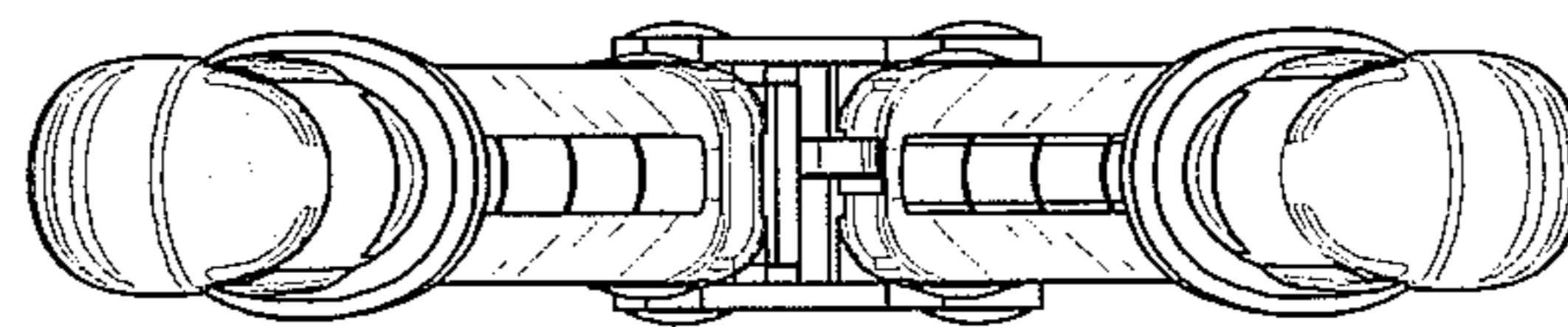


FIG. 7