



US00D693657S

(12) **United States Design Patent**  
**Wu**

(10) **Patent No.:** **US D693,657 S**

(45) **Date of Patent:** **\*\* Nov. 19, 2013**

(54) **GARDEN SHEARS**

(71) Applicant: **Jiin Haur Industrial Co., Ltd.**, Chang Hua Hsien (TW)

(72) Inventor: **Shih-Piao Wu**, Chang Hua Hsien (TW)

(73) Assignee: **Jiin Haur Industrial Co., Ltd.**, Chang Hua Hsien (TW)

(\*\*) Term: **14 Years**

(21) Appl. No.: **29/434,815**

(22) Filed: **Oct. 17, 2012**

(51) **LOC (9) Cl.** ..... **08-01**

(52) **U.S. Cl.**  
USPC ..... **D8/5**

(58) **Field of Classification Search**  
USPC ..... D8/4, 5, 52, 54; 30/131, 260, 193-194,  
30/296.1, 134, 251-253, 261-262  
See application file for complete search history.

(56) **References Cited**

**U.S. PATENT DOCUMENTS**

D367,594 S \* 3/1996 Hortnagl ..... D8/5  
D494,430 S \* 8/2004 Lin ..... D8/5

D500,942 S \* 1/2005 Lai ..... D8/5  
D624,797 S \* 10/2010 Kochi et al. .... D8/52  
D634,594 S \* 3/2011 Huang ..... D8/5  
D634,994 S \* 3/2011 Huang ..... D8/5  
D635,418 S \* 4/2011 Huang ..... D8/5  
8,250,765 B2 \* 8/2012 Wu ..... 30/249

\* cited by examiner

*Primary Examiner* — Sheryl Lane

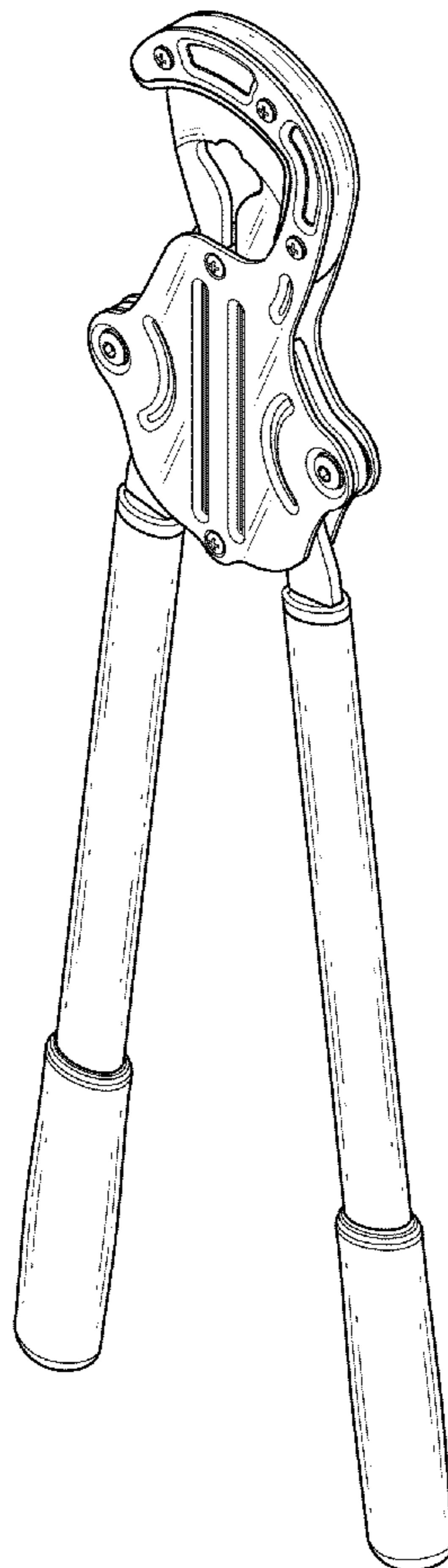
(57) **CLAIM**

The ornamental design for a garden shears, as shown and described.

**DESCRIPTION**

FIG. 1 is a perspective view of a garden shears showing my new design;  
FIG. 2 is a front elevational view thereof;  
FIG. 3 is a rear elevational view thereof;  
FIG. 4 is a left side elevational view thereof;  
FIG. 5 is a right side elevational view thereof;  
FIG. 6 is a top plan view thereof; and,  
FIG. 7 is a bottom plan view thereof.

**1 Claim, 5 Drawing Sheets**



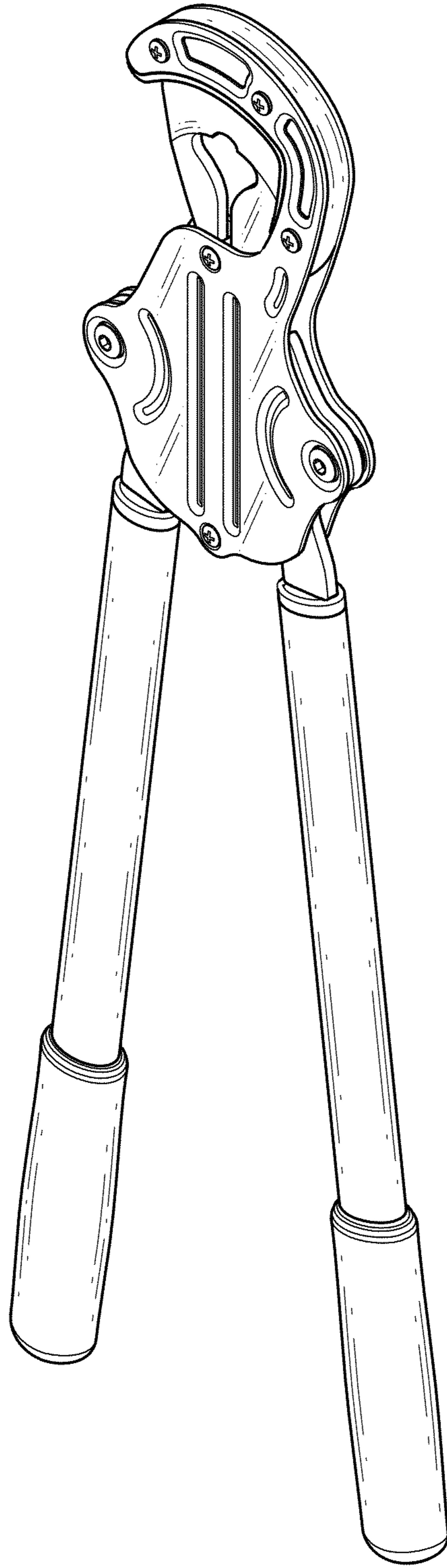


FIG. 1

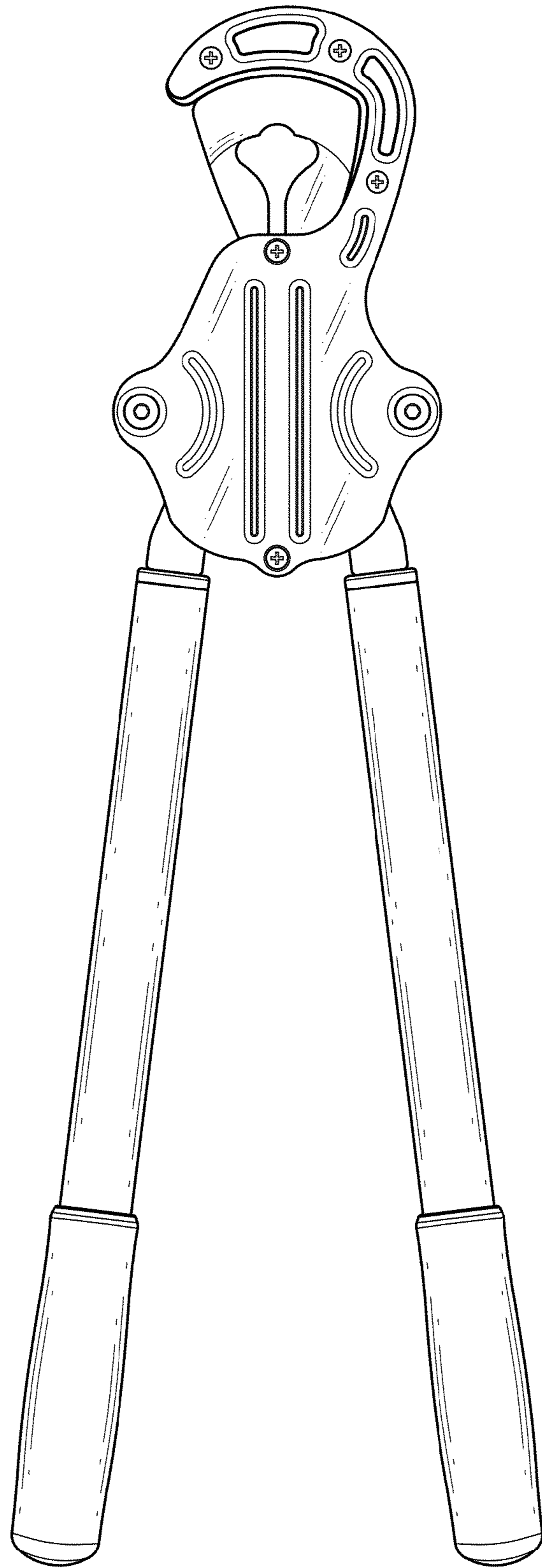


FIG. 2

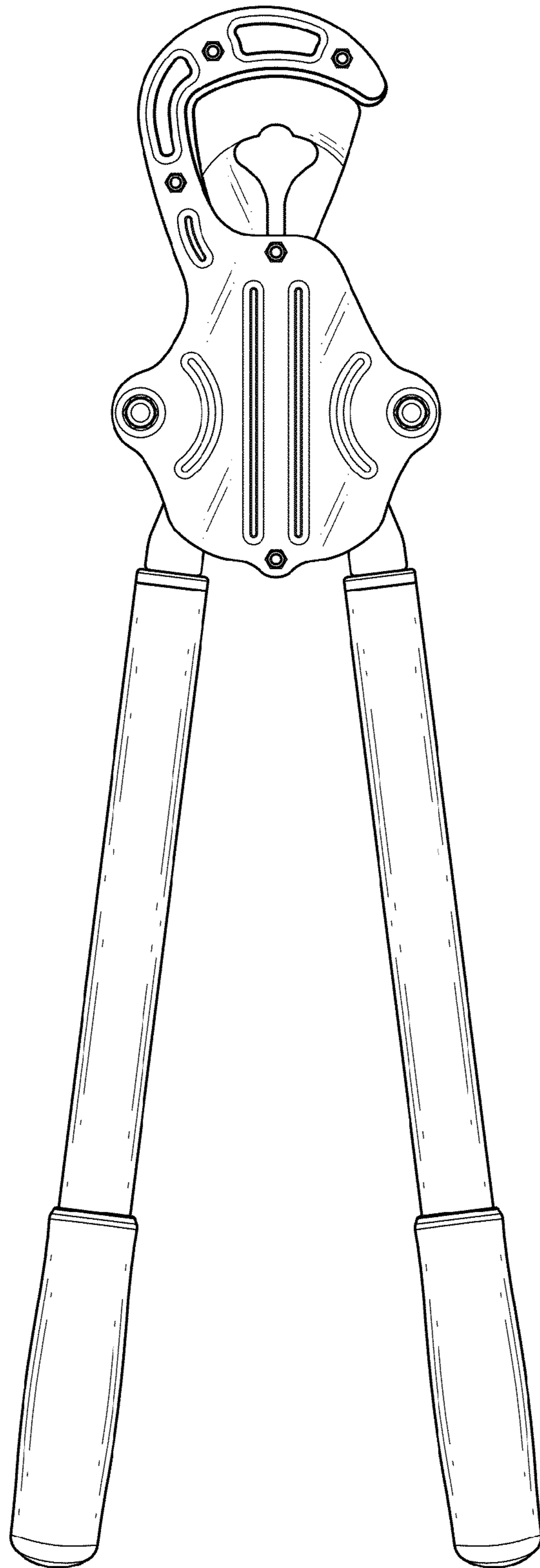


FIG. 3

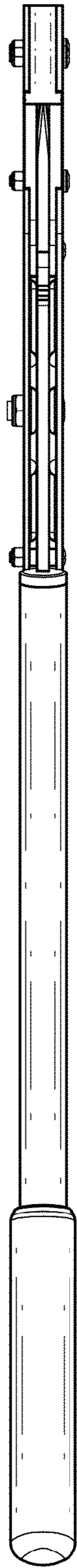


FIG. 4

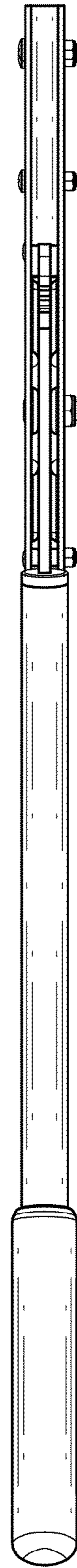


FIG. 5

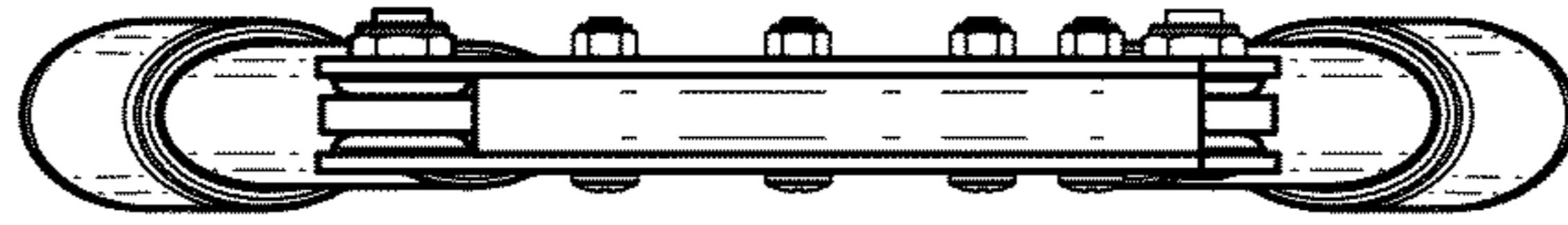


FIG. 6

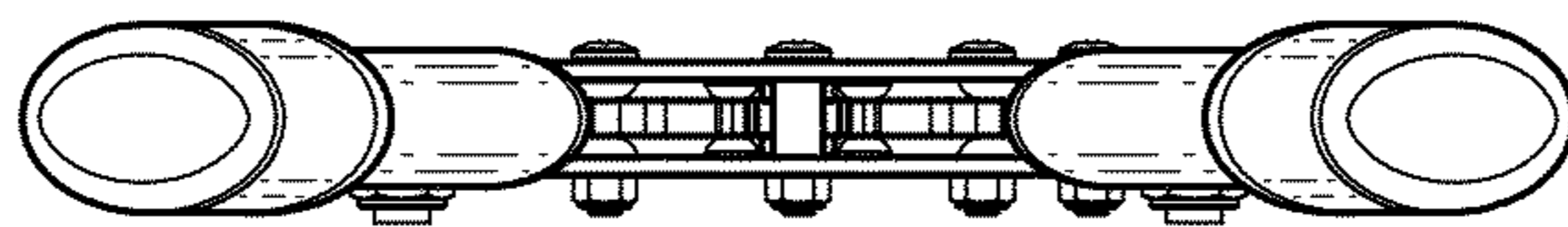


FIG. 7