

US00D693656S

(12) **United States Design Patent**
Didion

(10) **Patent No.:** **US D693,656 S**

(45) **Date of Patent:** **** Nov. 19, 2013**

(54) **WINE RACK**

(76) Inventor: **Karen Didion**, St. Charles, MO (US)

(**) Term: **14 Years**

(21) Appl. No.: **29/395,344**

(22) Filed: **Jan. 5, 2012**

(51) **LOC (9) Cl.** **06-04**

(52) **U.S. Cl.**

USPC **D7/702**; D11/157

(58) **Field of Classification Search**

USPC D7/701-708, 628, 606, 604; D11/117,
D11/125, 129, 131, 134, 157, 160; 206/457;
211/74, 71.01

See application file for complete search history.

(56) **References Cited**

U.S. PATENT DOCUMENTS

D232,205 S *	7/1974	Kaner	D7/702
D359,665 S	6/1995	Levine	
D451,768 S *	12/2001	Walker	D7/628
D461,372 S	8/2002	Geatti	
D526,168 S	8/2006	Goodman et al.	
D538,609 S	3/2007	Goodman et al.	
D541,604 S	5/2007	Goodman et al.	
D541,605 S	5/2007	Chen	
D547,138 S	7/2007	Goodman et al.	
D553,453 S	10/2007	Toth	
D560,448 S	1/2008	Goodman et al.	
D592,468 S	5/2009	Goodman et al.	
D616,271 S	5/2010	Goodman et al.	
D616,272 S	5/2010	Goodman et al.	
D617,611 S	6/2010	DuBow	

D617,612 S	6/2010	DuBow	
7,850,017 B2	12/2010	McCain	
7,882,967 B2	2/2011	Hynes	
7,922,015 B2	4/2011	Bassetti	
D672,684 S *	12/2012	Dubow	D11/157

OTHER PUBLICATIONS

Epic Products, Inc., Barrel-Cork Cage, Oct. 7, 2011, VA 1-801-088.
Epic Products, Inc., Pineapple-Cork Cage, Oct. 13, 2011, VA 1-800-925.
Epic Products, Inc., Champagne Bottle-Cork Cage, Oct. 7, 2011, VA 1-801-082.
Epic Products, Inc., Wine Bottle-Cork Cage, Oct. 7, 2011, VA 1-801-083.

* cited by examiner

Primary Examiner — Terry Wallace

(74) *Attorney, Agent, or Firm* — Paul M Denk

(57) **CLAIM**

The ornamental design for the wine racks, as shown and described.

DESCRIPTION

FIG. 1 is a front perspective view of a wine rack showing my new design.

FIG. 2 is a front view thereof.

FIG. 3 is a rear view thereof.

FIG. 4 is a left side view thereof.

FIG. 5 is a right side view thereof.

FIG. 6 is a top plan view thereof; and,

FIG. 7 is a bottom plan view thereof.

1 Claim, 2 Drawing Sheets






FIG. 1




FIG. 2

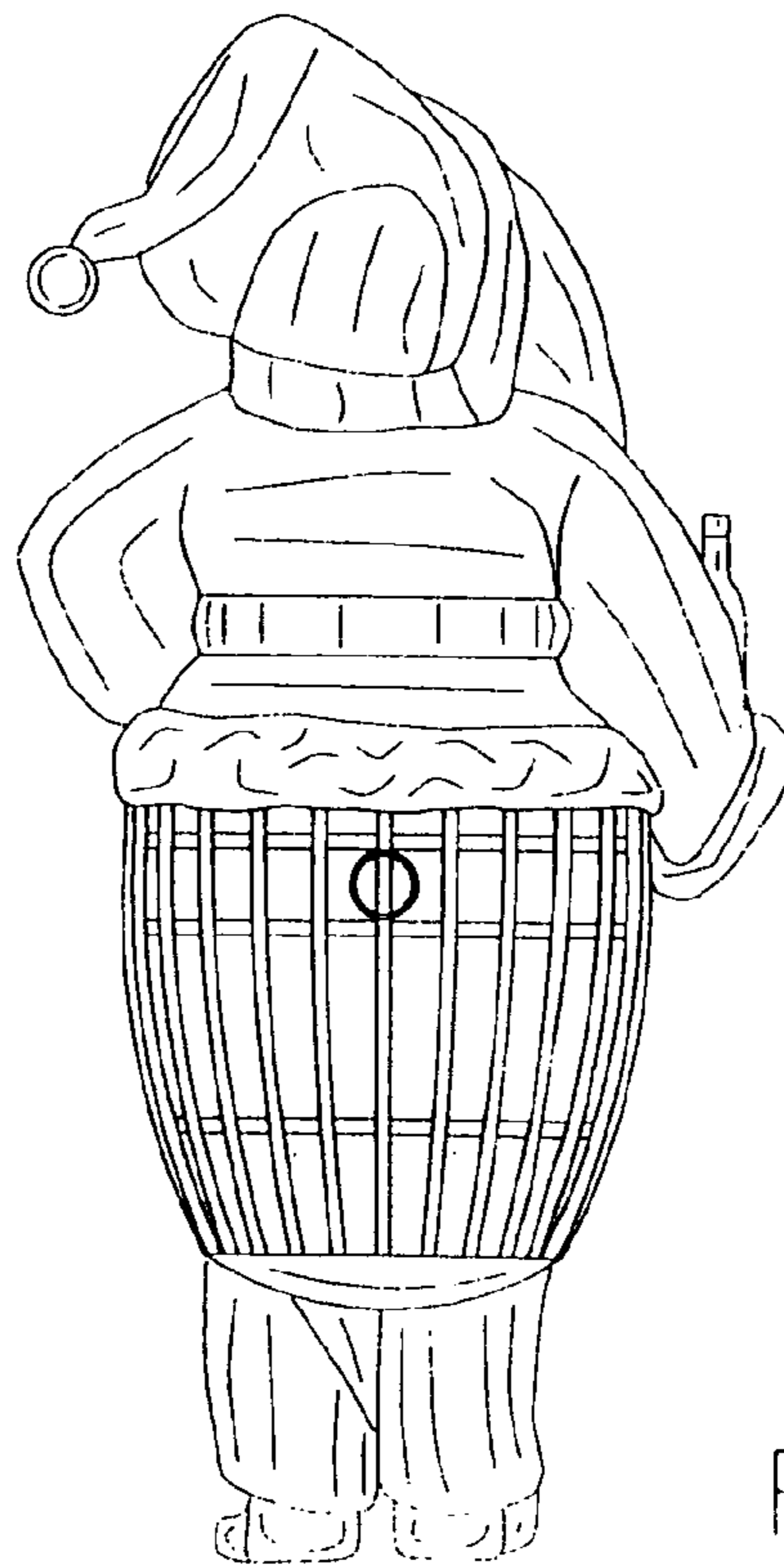


FIG. 3

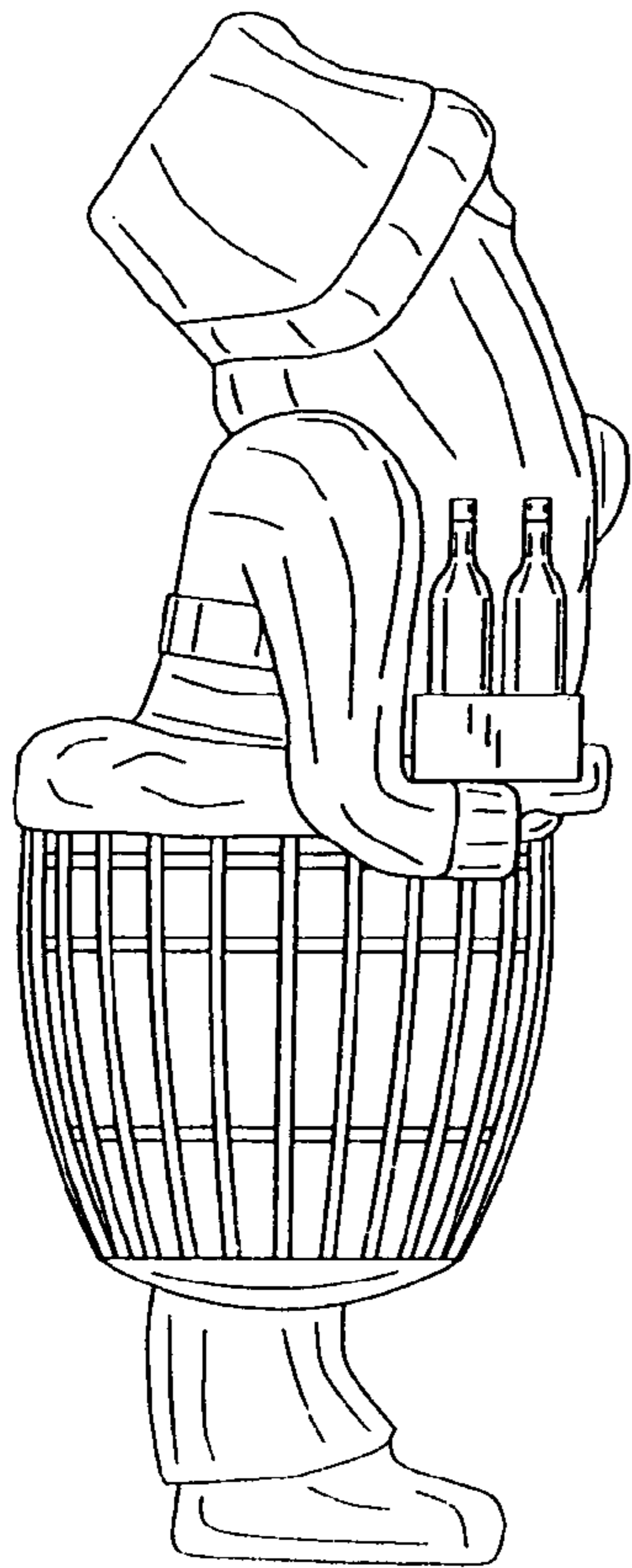


FIG. 4




FIG. 5




FIG. 6

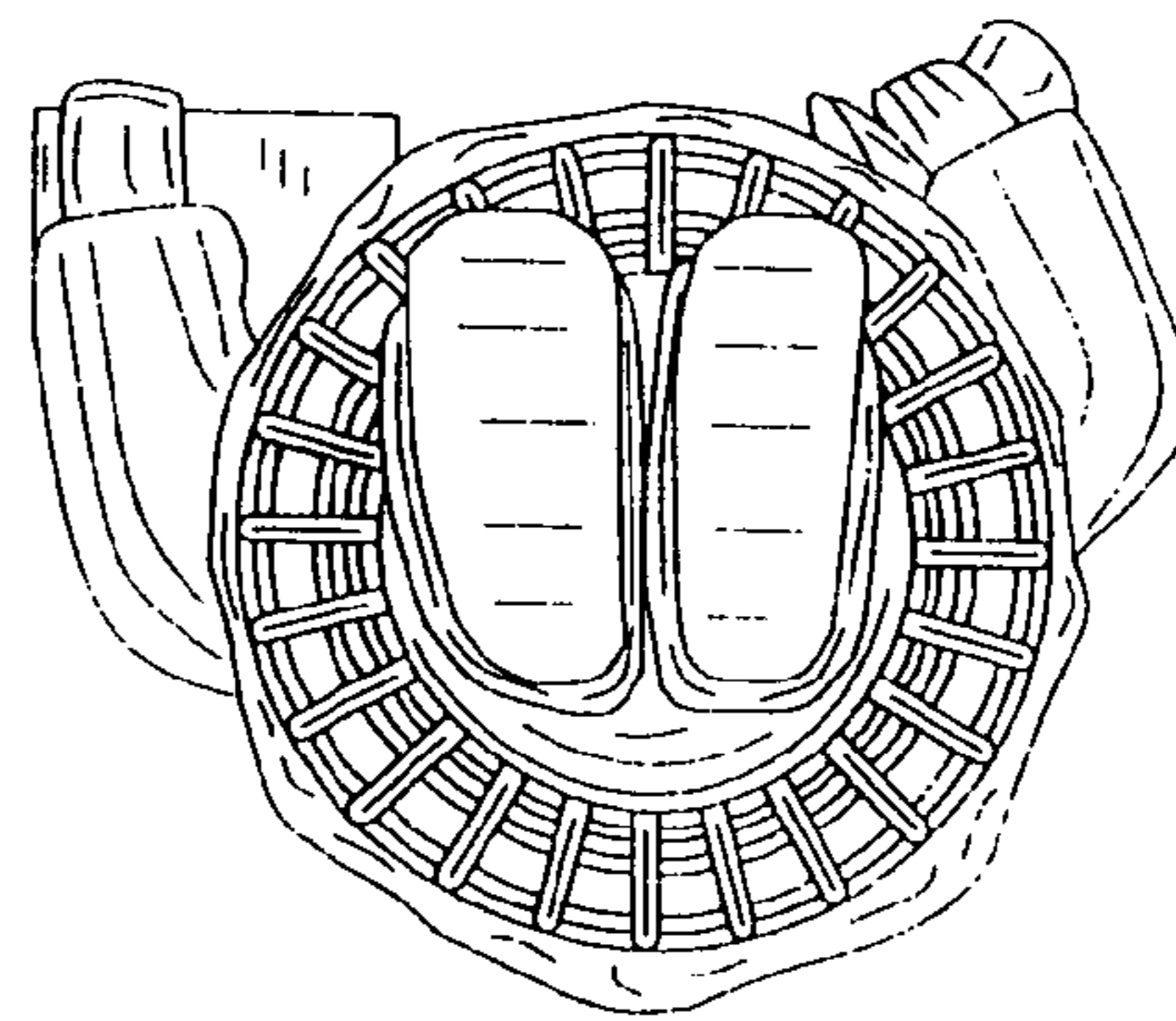


FIG. 7