



US00D693654S

(12) **United States Design Patent**  
**Borovicka et al.**

(10) **Patent No.:** **US D693,654 S**  
(45) **Date of Patent:** **\*\* Nov. 19, 2013**

(54) **BARBEQUE SKEWER**

(75) Inventors: **Cory Thomas Borovicka**, Oakland, CA (US); **Charles Adams**, Berkeley, CA (US)

(73) Assignee: **Charcoal Companion Incorporated**, Berkeley, CA (US)

(\*\*) Term: **14 Years**

(21) Appl. No.: **29/383,300**

(22) Filed: **Jan. 14, 2011**

(51) **LOC (9) Cl.** ..... **07-04**

(52) **U.S. Cl.**  
USPC ..... **D7/683**; D15/139

(58) **Field of Classification Search**  
USPC ..... D7/683, 684, 669, 368, 688, 690;  
D8/14, 16, 47, 59; D15/139;  
99/415-419, 345, 426, 441, 425, 421 V,  
99/421 A; 408/214, 251, 222, 223, 224,  
408/226-230; 407/9, 33, 34, 42, 54, 63,  
407/110, 113-115

See application file for complete search history.

(56) **References Cited**

**U.S. PATENT DOCUMENTS**

D411,721 S \* 6/1999 Fielding et al. .... D7/683  
D513,947 S \* 1/2006 Zemel ..... D7/684  
7,118,146 B2 \* 10/2006 Settele ..... 294/61

D544,892 S \* 6/2007 Watson et al. .... D15/139  
D585,248 S \* 1/2009 Markwardt ..... D7/683  
D626,575 S \* 11/2010 Washington, III ..... D15/139  
2005/0200141 A1 \* 9/2005 Jones ..... 294/61  
2010/0158626 A1 \* 6/2010 Nakahata et al. .... 408/230

\* cited by examiner

*Primary Examiner* — Terry Wallace

(74) *Attorney, Agent, or Firm* — Donald L. Beeson; Beeson Skinner Beverly, LLP

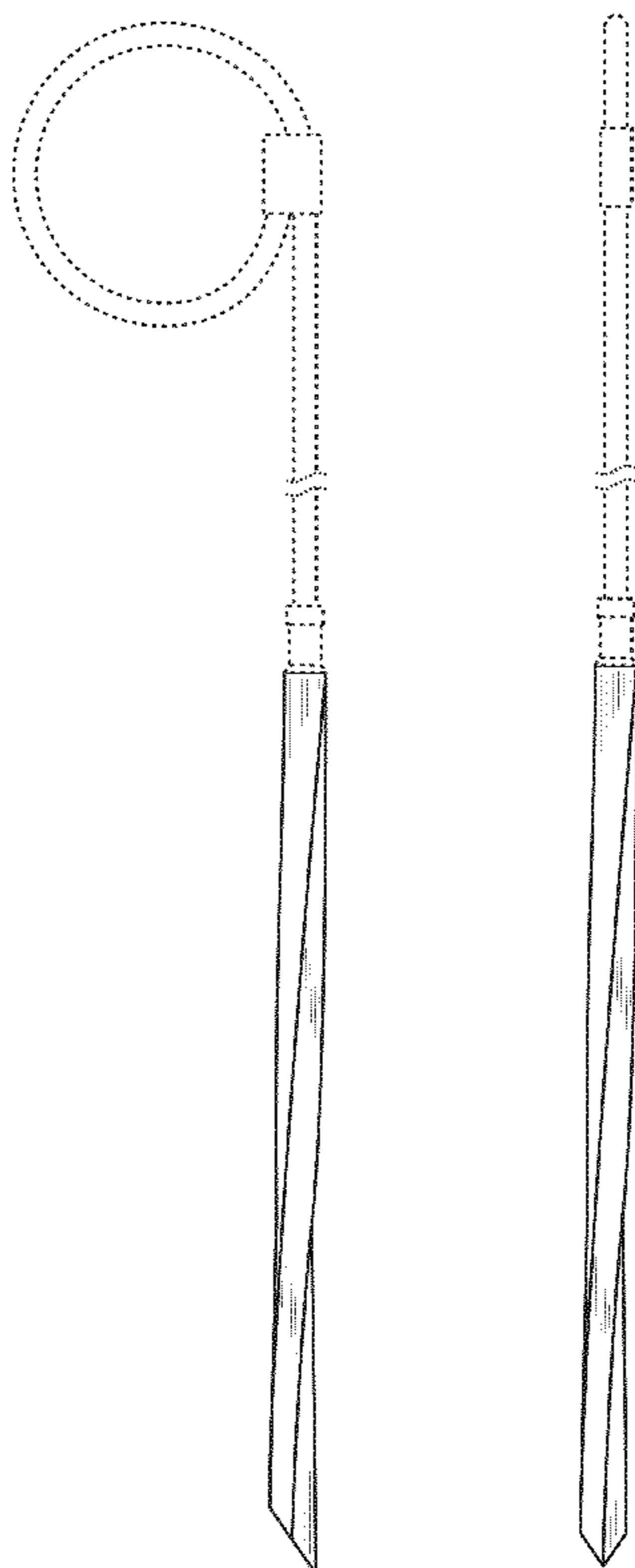
(57) **CLAIM**

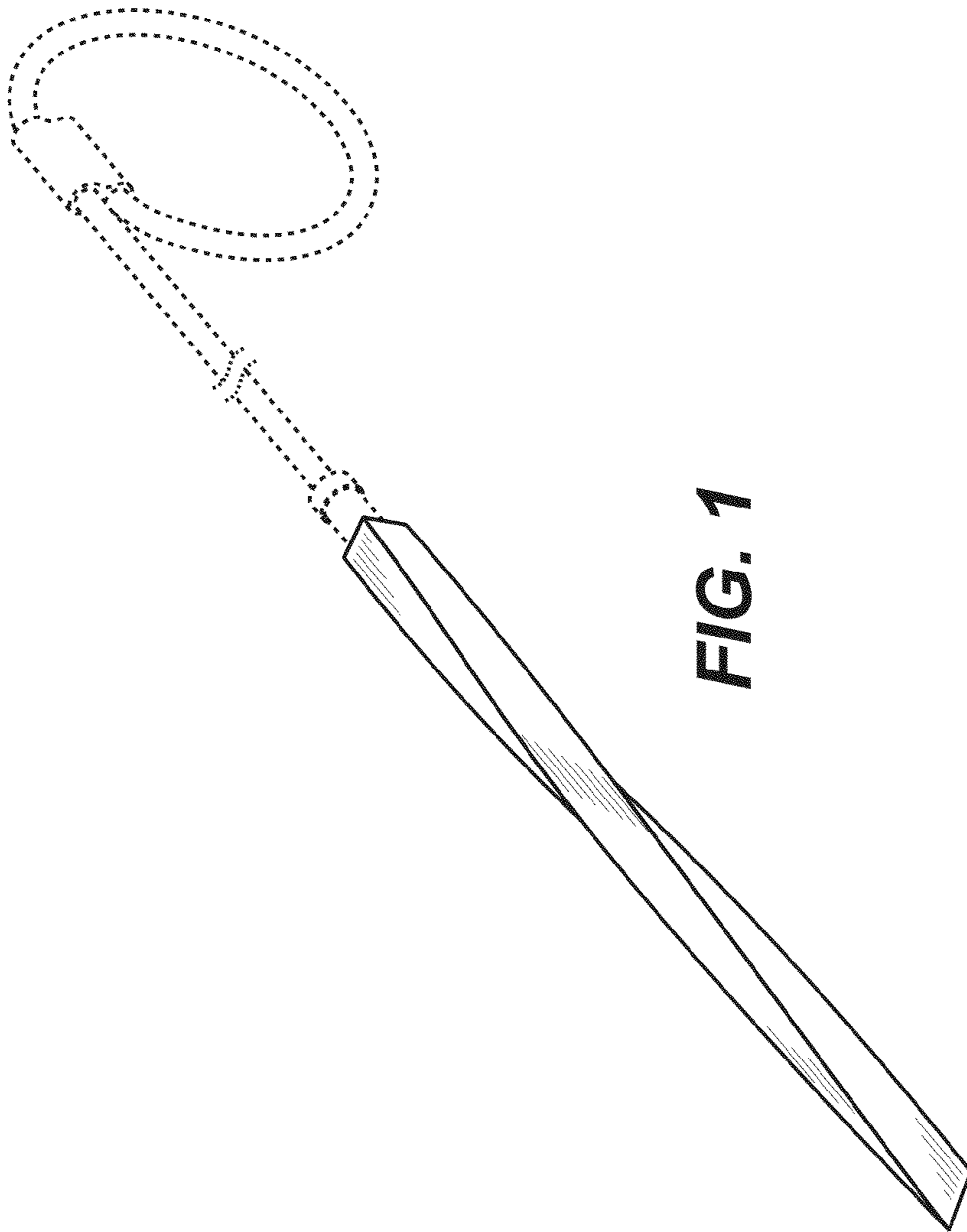
The ornamental design for a barbeque skewer, as shown and described.

**DESCRIPTION**


FIG. 1 is a top perspective view of a barbeque skewer showing our new design;  
FIG. 2 is a left side elevational view thereof;  
FIG. 3 is a top plan view thereof;  
FIG. 4 is a right side elevational view thereof;  
FIG. 5 is a bottom plan view thereof;  
FIG. 6 is a rear end elevational view thereof; and,  
FIG. 7 is a front end elevational view thereof.  
The broken line showing of the flexible wire attachment collar and flexible wire is for illustrative purposes only and forms no part of the claimed design. The broken line showing of the flexible wire portion is shown broken away to indicate indeterminate length.

**1 Claim, 2 Drawing Sheets**






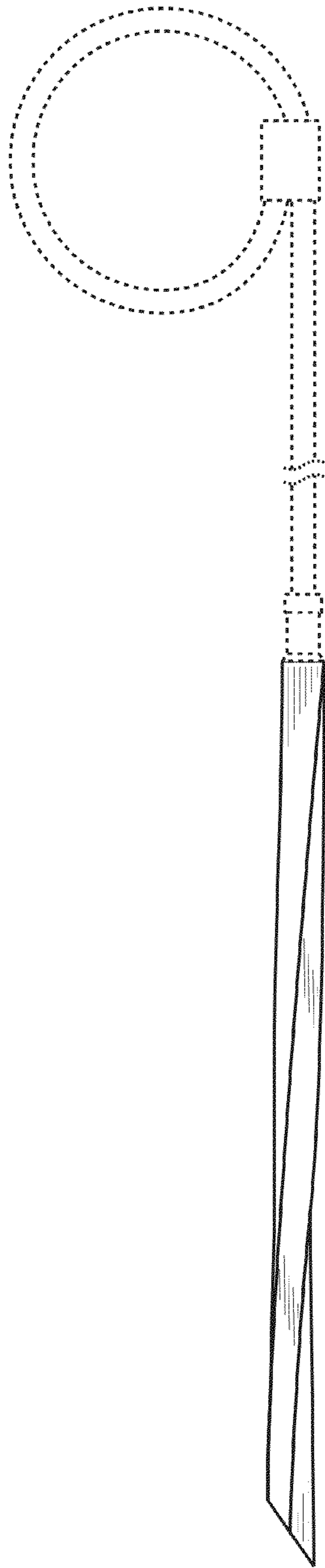
**FIG. 1**




**FIG. 6**



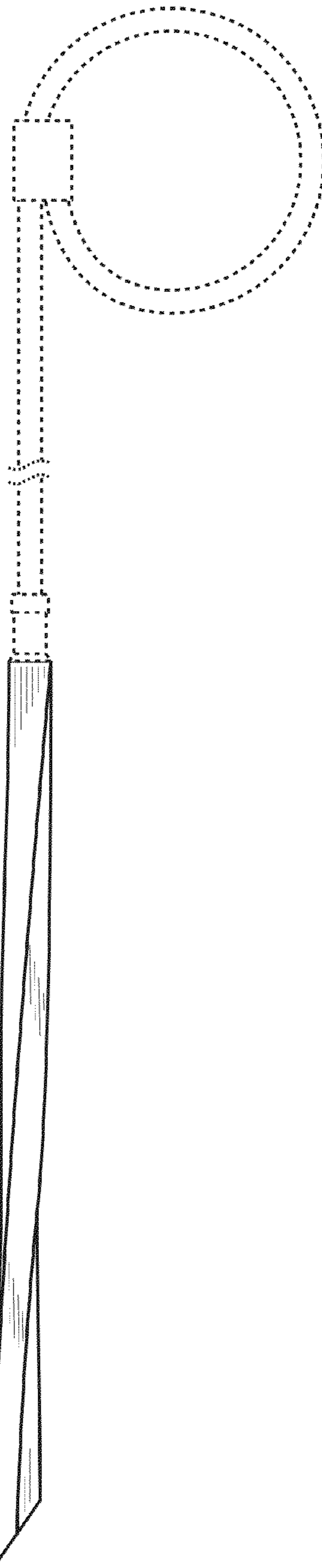
**FIG. 7**



**FIG. 2**



**FIG. 3**



**FIG. 4**



**FIG. 5**