

US00D693642S

(12) **United States Design Patent**
Chen

(10) **Patent No.:** **US D693,642 S**

(45) **Date of Patent:** **** Nov. 19, 2013**

(54) **KNIFE HANDLE**

(71) Applicant: **Belle Chen**, Cerritos, CA (US)

(72) Inventor: **Belle Chen**, Cerritos, CA (US)

(**) Term: **14 Years**

(21) Appl. No.: **29/445,702**

(22) Filed: **Feb. 14, 2013**

(51) **LOC (9) Cl.** **07-03**

(52) **U.S. Cl.**
USPC **D7/401.2; D7/649**

(58) **Field of Classification Search**
USPC D7/368, 393-395, 401.2, 642-646,
D7/649-654, 660-664, 669, 675-676, 683,
D7/688-692, 695-696; D8/25, 83, 99,
D8/107, 303; D22/118; 30/137, 141-143,
30/147-150, 322-327, 329, 335, 340,
30/342-344, 355; 416/70 R

See application file for complete search history.

(56) **References Cited**

U.S. PATENT DOCUMENTS

D479,104 S	*	9/2003	Onion	D7/649
D513,927 S		1/2006	Chen		
D547,135 S	*	7/2007	Hasegawa	D7/664
D552,429 S	*	10/2007	Onion	D7/649
D558,851 S	*	1/2008	Onion	D22/118
D559,046 S	*	1/2008	Onion	D7/649
D559,047 S	*	1/2008	Onion	D7/649
D649,411 S	*	11/2011	Lo	D7/649

D649,840 S	*	12/2011	Lo	D7/649
D649,841 S	*	12/2011	Lo	D7/649
D660,096 S		5/2012	Chen		
D660,097 S		5/2012	Chen		
D660,098 S		5/2012	Chen		

* cited by examiner

Primary Examiner — Ricky Pham

(74) *Attorney, Agent, or Firm* — Canady & Lortz LLP;
Bradley K. Lortz

(57) **CLAIM**

The ornamental design for a knife handle, as shown and described.

DESCRIPTION

FIG. 1 is a perspective view of a knife handle, showing the new design;

FIG. 2 is a front elevational view thereof, wherein the rear elevational view is a mirror image of the front elevational view;

FIG. 3 is an enlarged left elevational view thereof;

FIG. 4 is an enlarged right elevational view thereof;

FIG. 5 is a top plan view thereof;


FIG. 6 is a bottom plan view thereof;

FIG. 7 is an enlarged perspective view thereof; and,

FIG. 8 is an enlarged bottom plan view thereof.

The broken lines shown in the drawings are for illustrative purposes only and form no part of the claimed design.

1 Claim, 5 Drawing Sheets



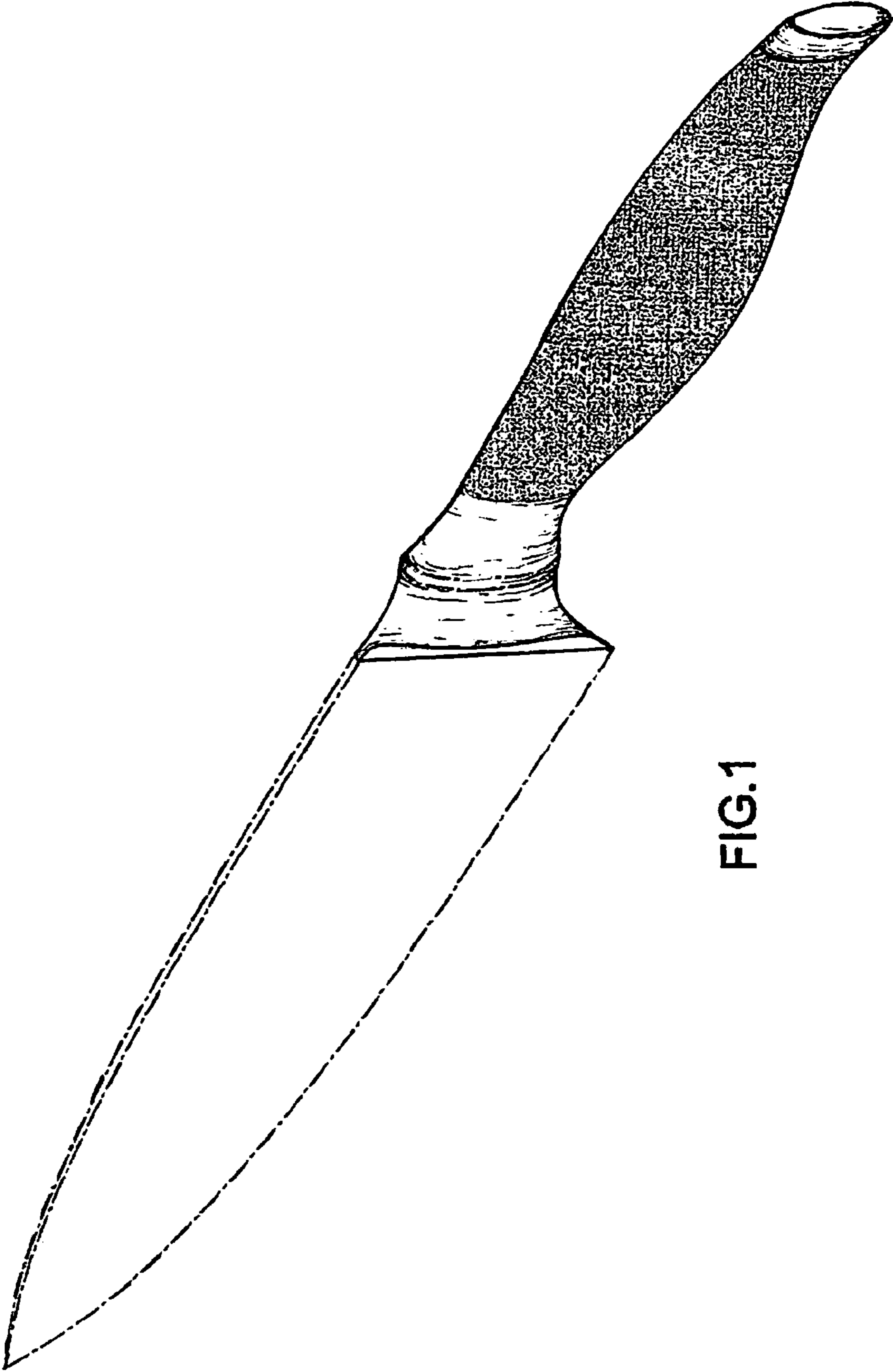


FIG.1

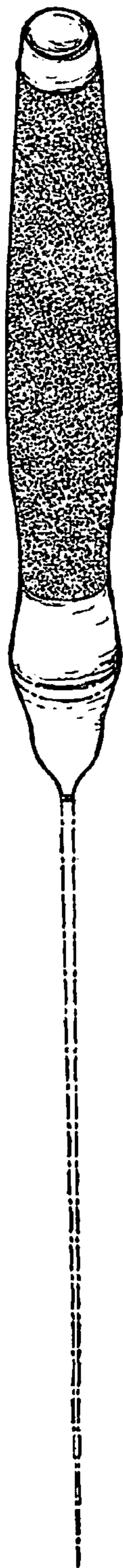


FIG. 5

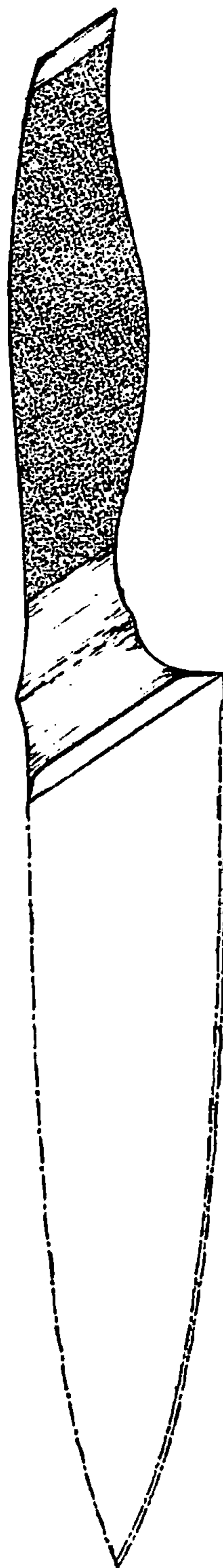


FIG. 2

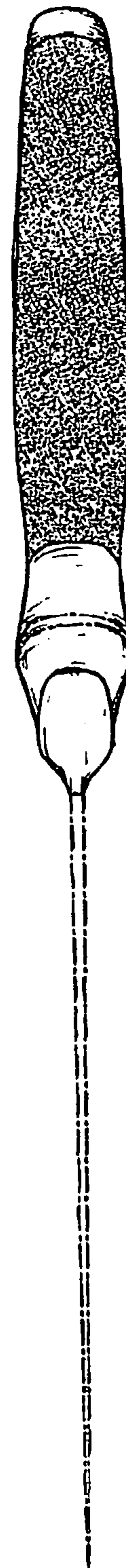


FIG. 6

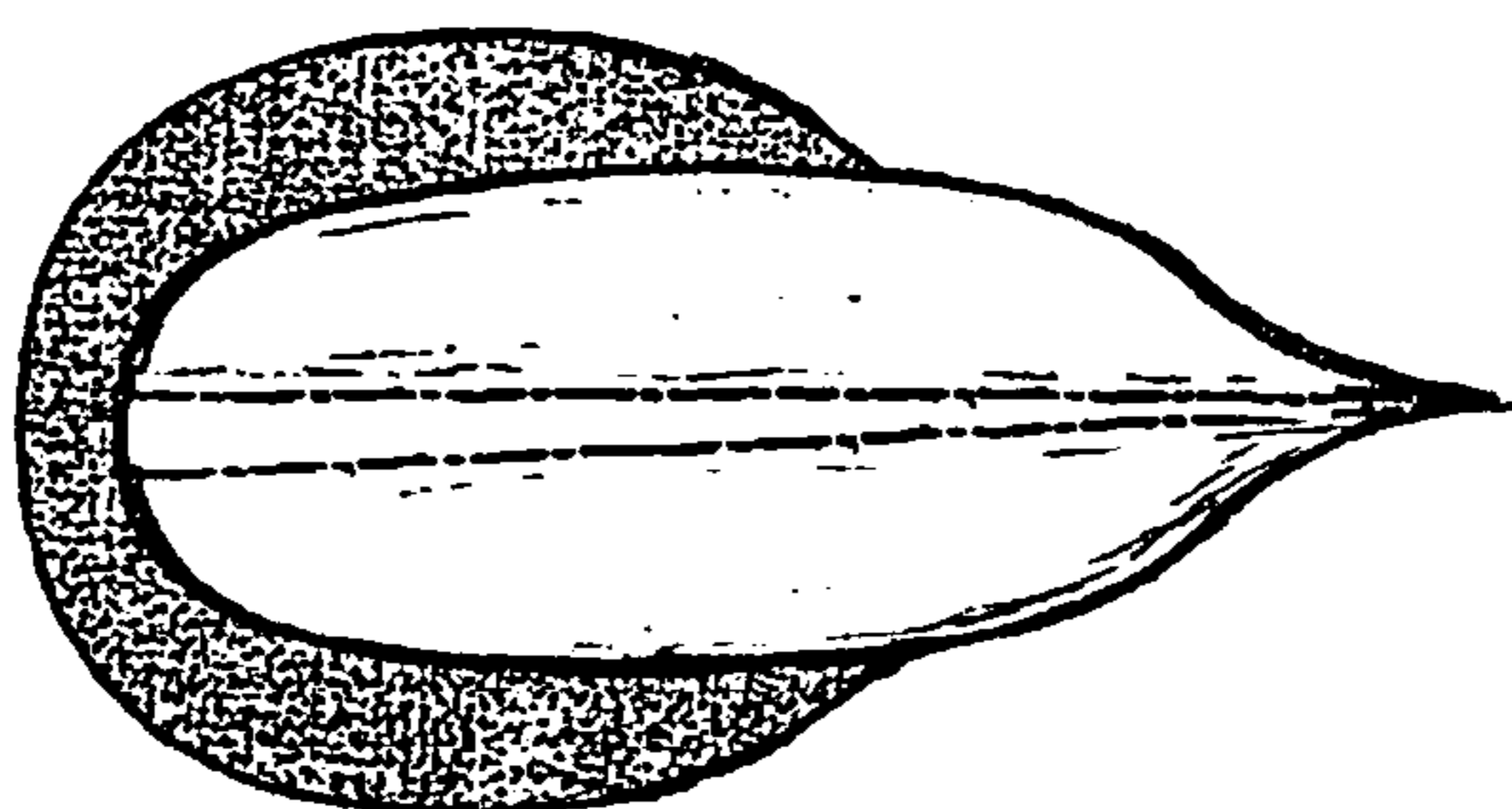


FIG.4

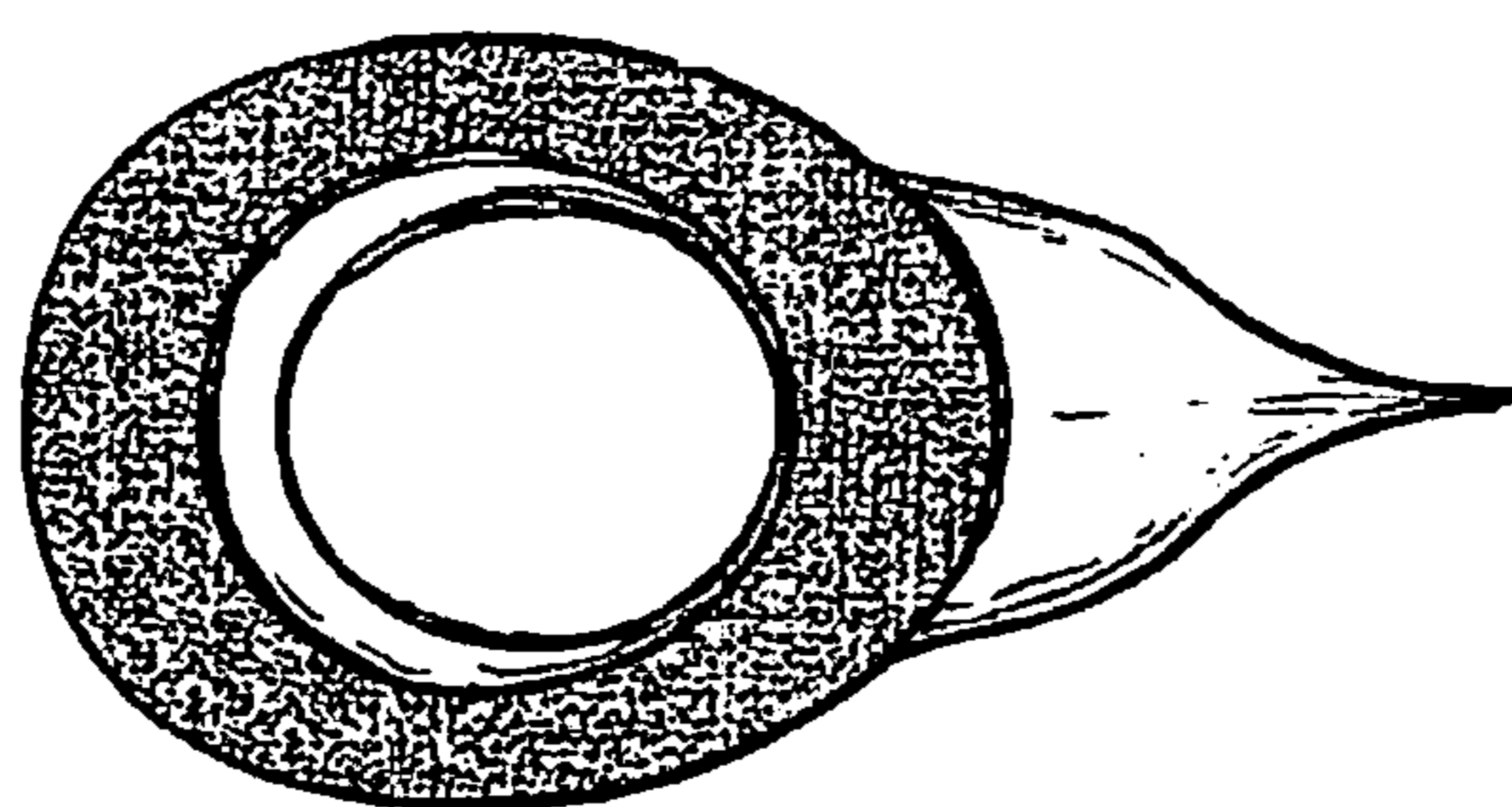


FIG.3

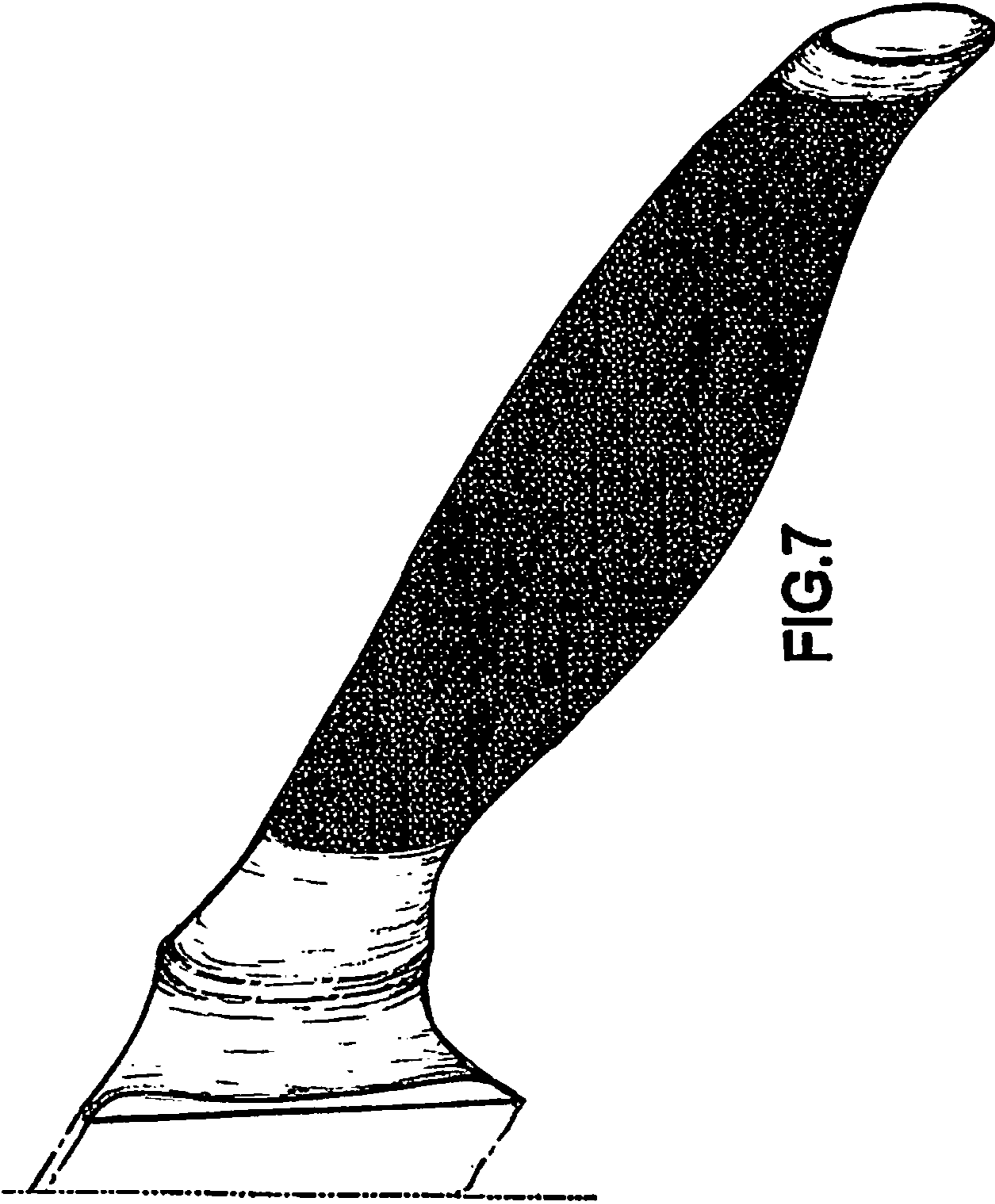


FIG. 7




FIG.8