



US00D693641S

(12) **United States Design Patent**  
**Slaker et al.**

(10) **Patent No.:** **US D693,641 S**

(45) **Date of Patent:** **\*\* Nov. 19, 2013**

(54) **KITCHEN UTENSIL HANDLE**

(56) **References Cited**

(71) Applicant: **Williams-Sonoma, Inc.**, San Francisco,  
CA (US)

U.S. PATENT DOCUMENTS

(72) Inventors: **Victoria Slaker**, San Francisco, CA  
(US); **Rhys Cross Bonahoom**,  
Burlingame, CA (US)

D405,314 S *	2/1999	Kroscher et al. ....	D7/395
D417,132 S *	11/1999	Schneider .....	D8/107
D451,342 S *	12/2001	Wentland et al. ....	D7/395
D468,156 S *	1/2003	Yu .....	D7/395
D477,498 S *	7/2003	Rowe .....	D7/395
D504,797 S *	5/2005	Lu .....	D7/395
D566,514 S *	4/2008	Settles .....	D8/107
D577,955 S *	10/2008	Kwan .....	D7/395
D581,728 S *	12/2008	Logiudice et al. ....	D7/395
D658,003 S *	4/2012	Rae .....	D7/395
D667,692 S *	9/2012	Rae .....	D7/395
D669,332 S *	10/2012	Hoertnagl .....	D8/107

(73) Assignee: **Williams-Sonoma, Inc.**, San Francisco,  
CA (US)

(\*\*) Term: **14 Years**

\* cited by examiner

(21) Appl. No.: **29/443,777**

*Primary Examiner* — Cynthia M Chin

(22) Filed: **Jan. 22, 2013**

(74) *Attorney, Agent, or Firm* — R. Blake Johnston, Esq.;  
DLA Piper LLP US

(30) **Foreign Application Priority Data**

(57) **CLAIM**

Jul. 20, 2012 (AU) ..... 2012/13439

The ornamental design for a kitchen utensil handle, as shown  
and described.

(51) **LOC (9) Cl.** ..... **07-02**


**DESCRIPTION**

(52) **U.S. Cl.**  
USPC ..... **D7/395**

(58) **Field of Classification Search**  
USPC ..... D7/354–361, 393–395, 401.2, 664, 688,  
D7/691, 692, 693; D8/107, 300, 303, 307,  
D8/313, 321; D4/138, 129; 16/421, 430,  
16/431, 110.1, 407; 220/573.1–573.5,  
220/752, 753, 755, 756, 759, 767, 771, 912  
See application file for complete search history.

FIG. 1 is a top plan view of the kitchen utensil handle;  
FIG. 2 is a right side elevational view of the kitchen utensil  
handle, the opposite side of which is a mirror image;  
FIG. 3 is a perspective view of the kitchen utensil handle;  
FIG. 4 is a front elevational view of the kitchen utensil handle;  
FIG. 5 is a rear elevational view of the kitchen utensil handle;  
and,  
FIG. 6 is a bottom plan view of the kitchen utensil handle.

**1 Claim, 3 Drawing Sheets**






FIG. 1




FIG. 2




FIG. 3

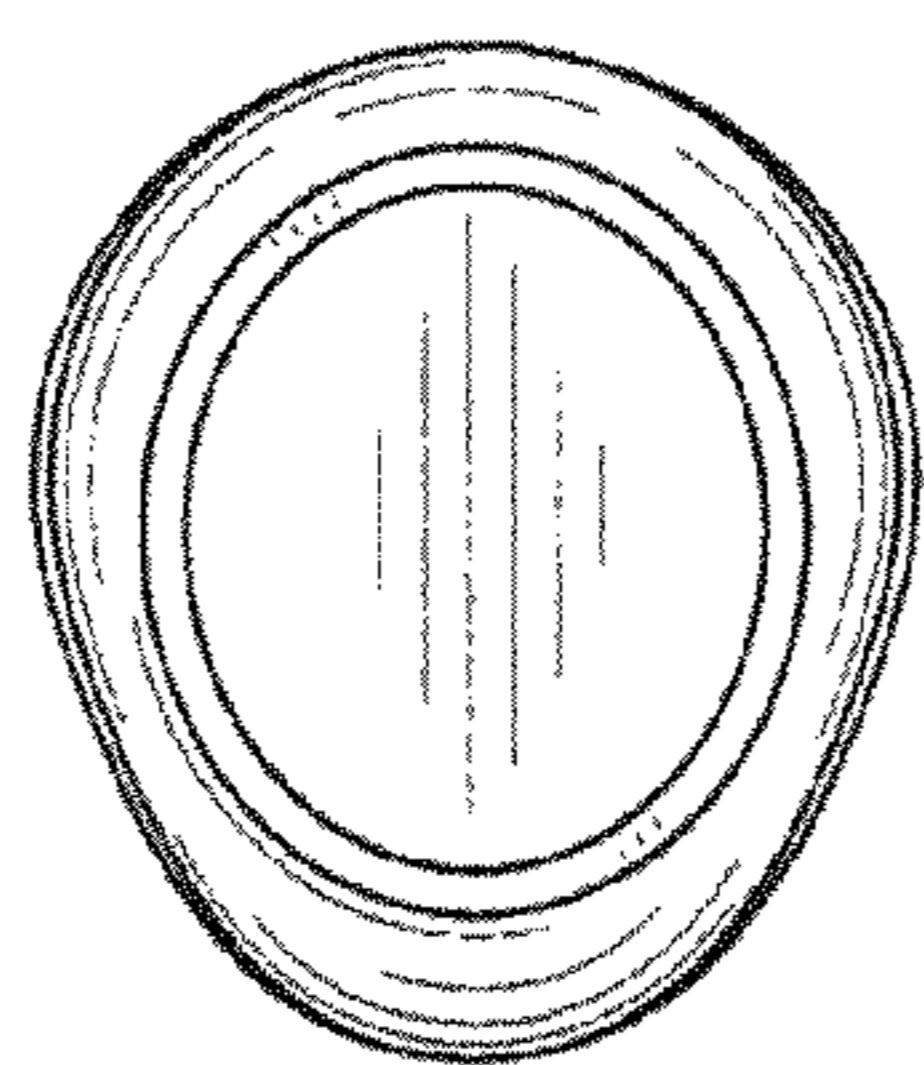


FIG. 4

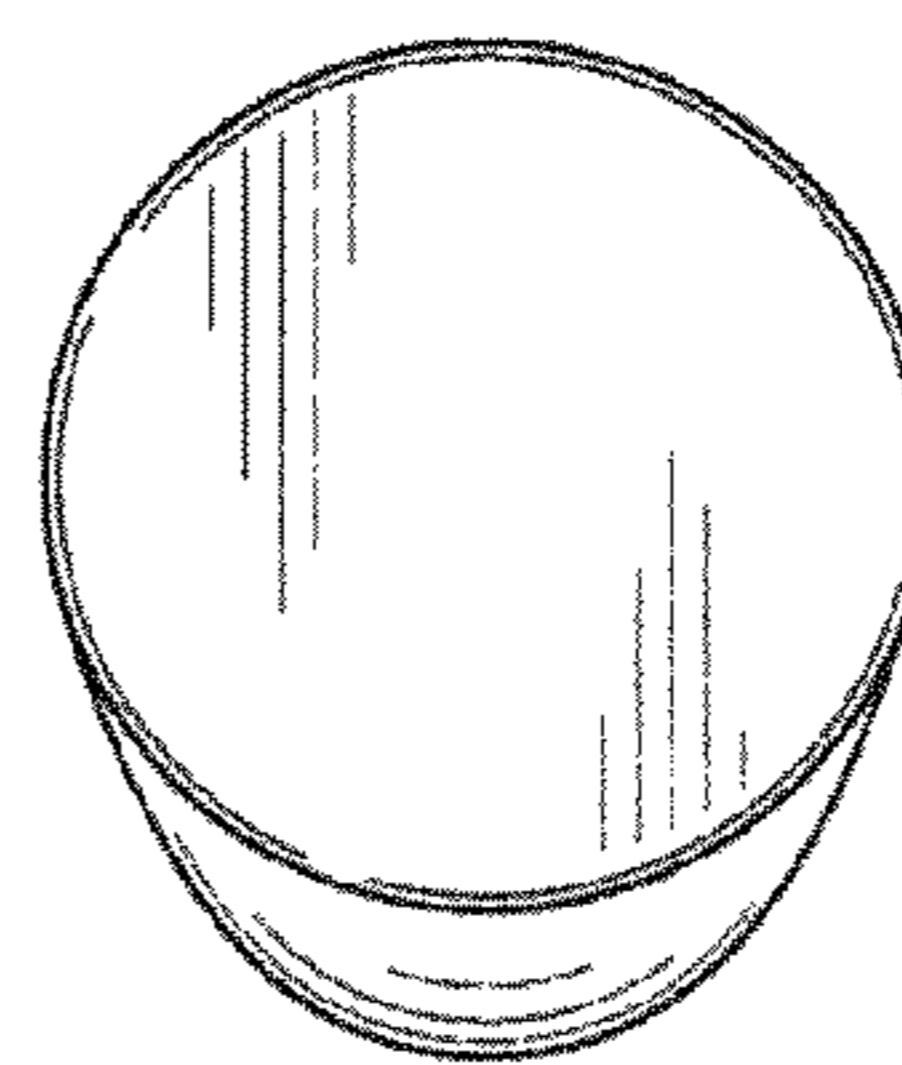


FIG. 5

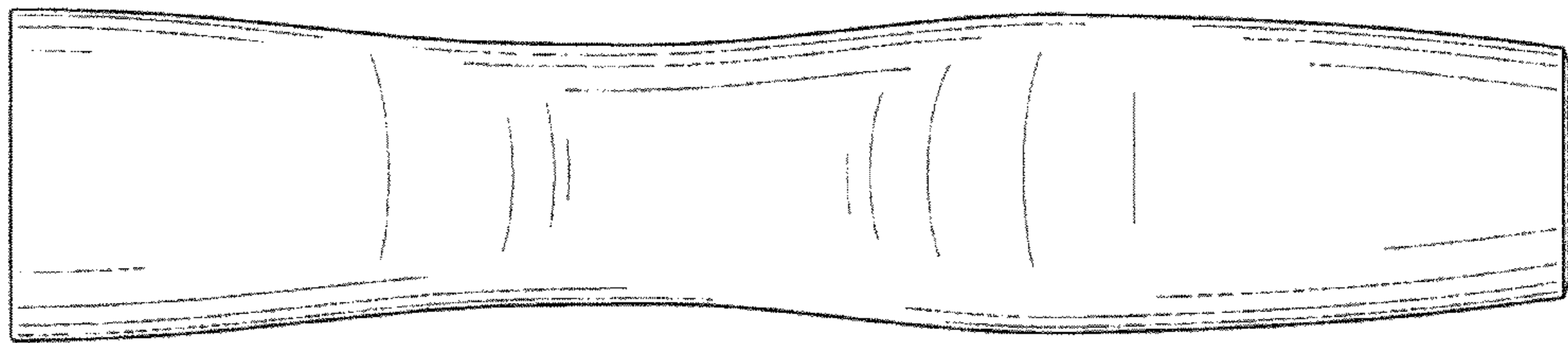


FIG. 6