

US00D693639S

(12) **United States Design Patent**
Slaker et al.

(10) **Patent No.:** **US D693,639 S**

(45) **Date of Patent:** **** Nov. 19, 2013**

(54) **KITCHEN UTENSIL HANDLE**

(71) Applicant: **Williams-Sonoma, Inc.**, San Francisco, CA (US)

(72) Inventors: **Victoria Slaker**, San Francisco, CA (US); **Rhys Cross Bonahoom**, Burlingame, CA (US)

(73) Assignee: **Williams-Sonoma, Inc.**, San Francisco, CA (US)

(**) Term: **14 Years**

(21) Appl. No.: **29/443,775**

(22) Filed: **Jan. 22, 2013**

(30) **Foreign Application Priority Data**

Jul. 20, 2012 (AU) 201213440

(51) **LOC (9) Cl.** **07-02**

(52) **U.S. Cl.**
USPC **D7/395**

(58) **Field of Classification Search**

USPC D7/354-361, 393-395, 401.2, 664, 688, D7/691, 692, 693; D8/107, 300, 303, 307, D8/313, 321; D4/138, 129; 16/421, 430, 16/431, 110.1, 407; 220/573.1-573.5, 220/752, 753, 755, 756, 759, 767, 771, 912

See application file for complete search history.

(56) **References Cited**

U.S. PATENT DOCUMENTS

D411,792 S *	7/1999	Macor	D8/107
D414,986 S *	10/1999	Mulhauser et al.	D7/401.2
D442,427 S *	5/2001	Chau	D7/395
D479,434 S *	9/2003	Lin	D7/395
D482,930 S *	12/2003	Lin	D7/395
D502,054 S *	2/2005	Deglon	D7/401.2
D528,857 S *	9/2006	Zemel	D7/395
D529,335 S *	10/2006	Zemel	D7/395
D562,064 S *	2/2008	Zemel	D7/395
D608,139 S *	1/2010	Rae	D7/395
D663,159 S *	7/2012	Zemel	D7/395

* cited by examiner

Primary Examiner — Cynthia M Chin

(74) *Attorney, Agent, or Firm* — R. Blake Johnston, Esq.;
DLA Piper LLP US

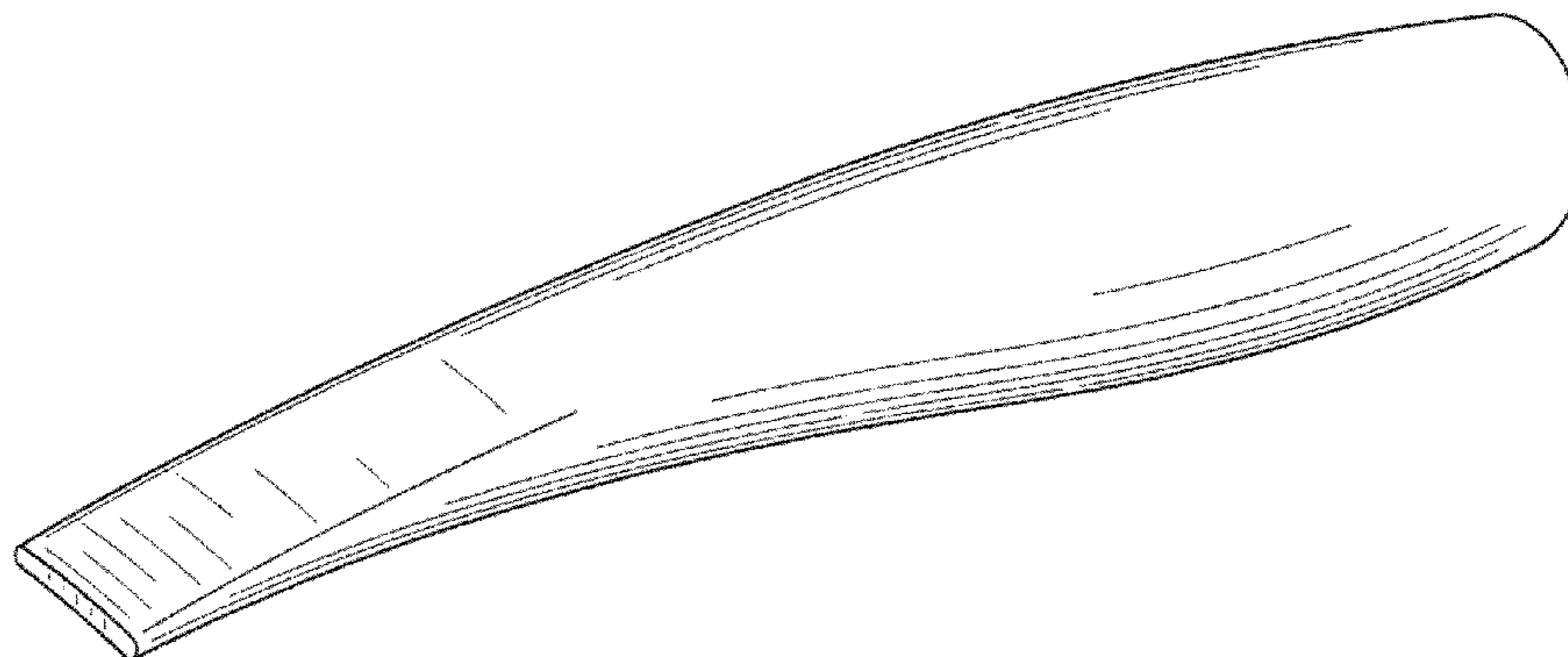
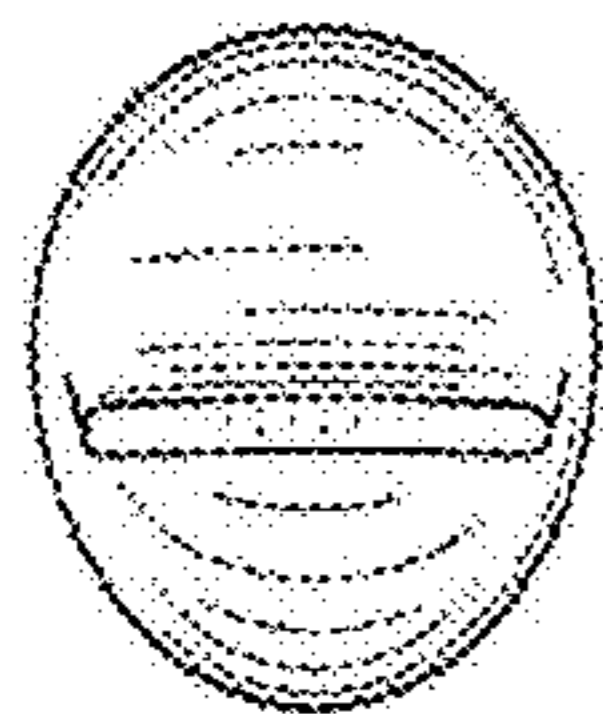
(57) **CLAIM**

The ornamental design for a kitchen utensil handle, as shown and described.

DESCRIPTION

FIG. 1 is a top plan view of the kitchen utensil handle;
FIG. 2 is a front elevational view of the kitchen utensil handle;
FIG. 3 is a perspective view of the kitchen utensil handle;
FIG. 4 is a left side elevational view of the kitchen utensil handle, the opposite side of which is a mirror image;
FIG. 5 is a bottom plan view of the kitchen utensil handle;
and,
FIG. 6 is a rear elevational view of the kitchen utensil handle.

1 Claim, 3 Drawing Sheets






FIG. 1

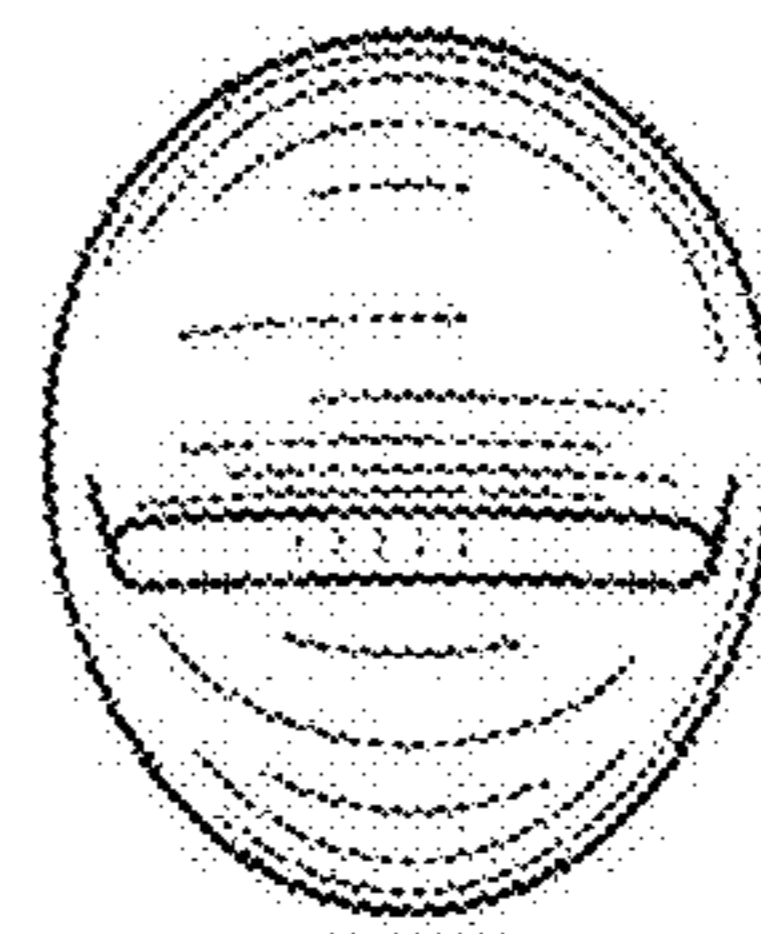


FIG. 2

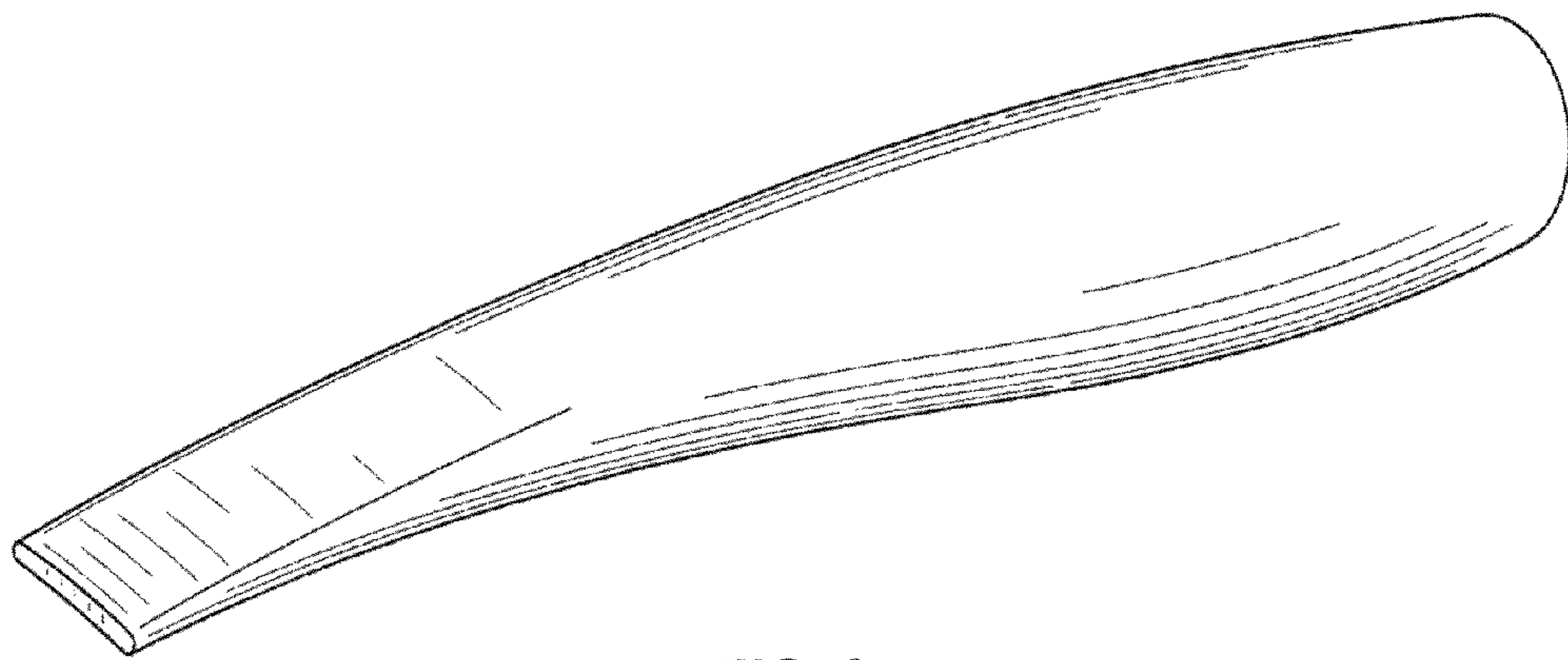


FIG. 3




FIG. 4




FIG. 5

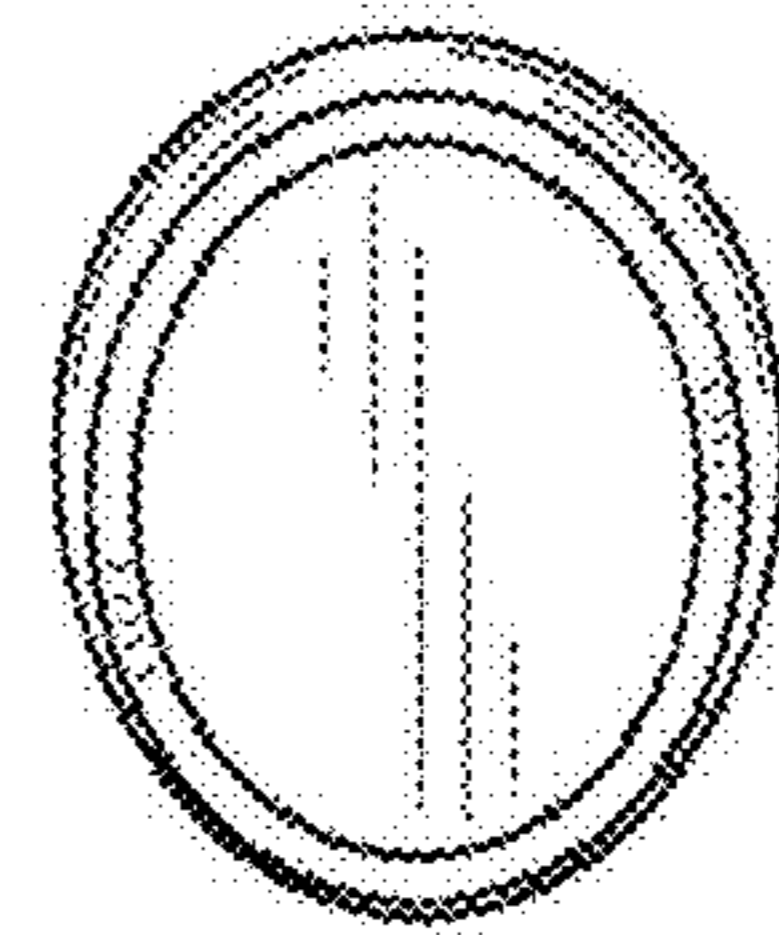


FIG. 6