



US00D693634S

(12) **United States Design Patent**
Lee et al.

(10) **Patent No.:** **US D693,634 S**
(45) **Date of Patent:** **** Nov. 19, 2013**

(54) **FULL GRIP COOKWARE HANDLE**

(71) Applicant: **Williams-Sonoma, Inc.**, San Francisco, CA (US)

(72) Inventors: **Sangik Lee**, Walnut Creek, CA (US);
Tim Tan, San Francisco, CA (US);
Victoria Slaker, San Francisco, CA (US);
Xuan Shu, San Francisco, CA (US)

(73) Assignee: **Williams-Sonoma, Inc.**, San Francisco, CA (US)

(**) Term: **14 Years**

(21) Appl. No.: **29/443,768**

(22) Filed: **Jan. 22, 2013**

(30) **Foreign Application Priority Data**

Jul. 20, 2012 (AU) 13434/2012

(51) **LOC (9) Cl.** **07-02**

(52) **U.S. Cl.**
USPC **D7/394**

(58) **Field of Classification Search**
USPC D7/354-361, 391, 393-395, 396.2, 514,
D7/664; D8/107, 300, 301, 306, 315, 316,
D8/317, 319, 320, 321; 16/430, 431,
16/110.1, 114.1, 407, 416, 429, 443, 441;
220/377, 573.1-573.5, 752, 753, 755,
220/756, 760, 772, 773, 912; D3/318;
138/121, 145, 173

See application file for complete search history.

(56) **References Cited**

U.S. PATENT DOCUMENTS

D548,518 S *	8/2007	Rae	D7/394
D576,446 S *	9/2008	Rae	D7/394
D592,450 S *	5/2009	Rae	D7/394
D622,541 S *	8/2010	Josancy	D7/394
D658,436 S *	5/2012	Rae	D7/394
D663,576 S *	7/2012	McEldowney	D7/394

* cited by examiner

Primary Examiner — Cynthia M Chin

(74) *Attorney, Agent, or Firm* — R. Blake Johnston, Esq.;
DLA Piper LLP US

(57) **CLAIM**

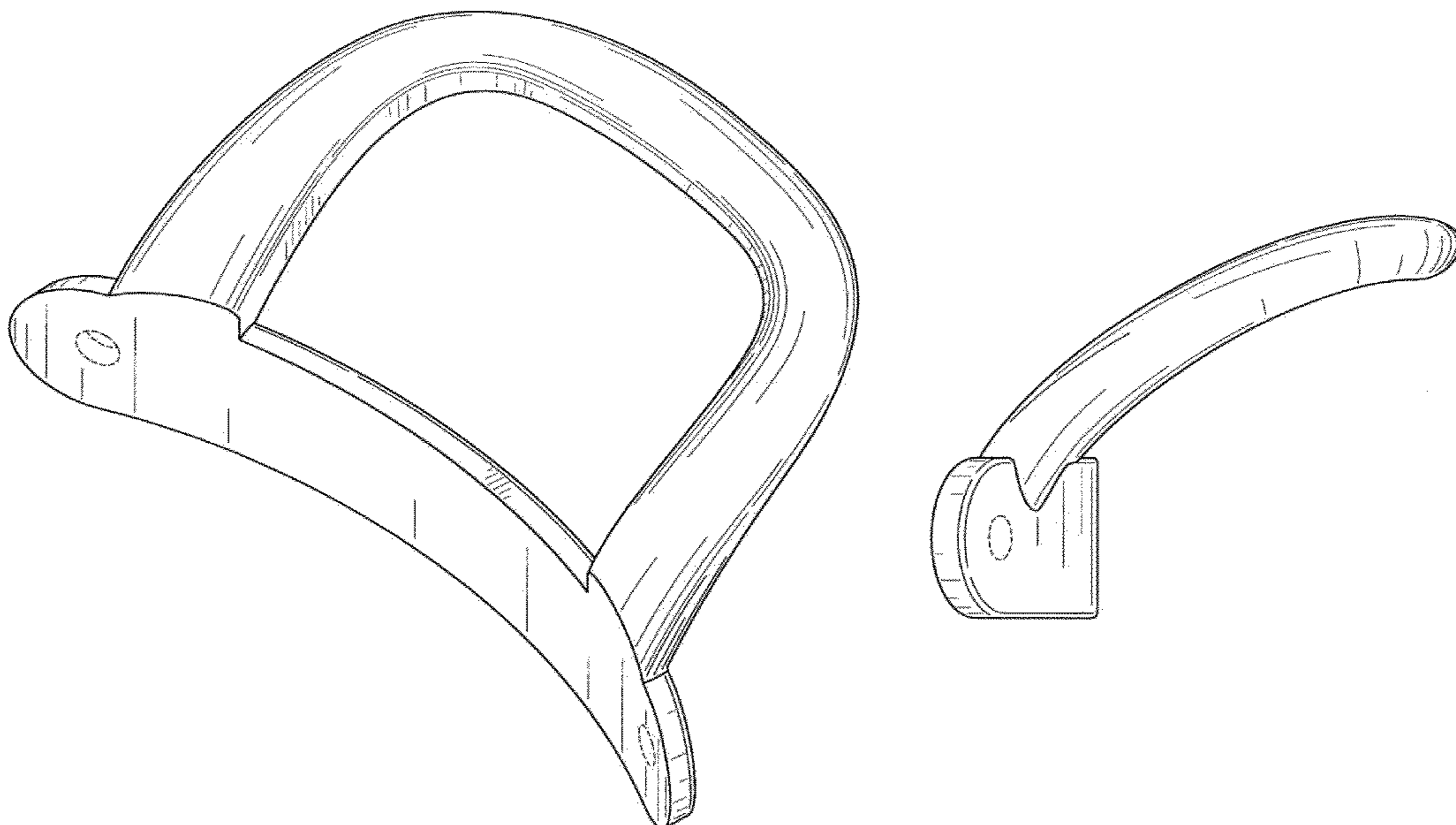
The ornamental design for a full grip cookware handle, as shown and described.

DESCRIPTION

FIG. 1 is a perspective view of the full grip cookware handle; FIG. 2 is a left side elevational view of the full grip cookware handle, the opposite side of which is a mirror image; FIG. 3 is a top plan view of the full grip cookware handle; FIG. 4 is a bottom plan view of the full grip cookware handle; FIG. 5 is a rear elevational view of the full grip cookware handle; and, FIG. 6 is a front elevational view of the full grip cookware handle.

The broken lines shown are included for the purpose of illustrating the unclaimed portions of the article and form no part of the claimed design.

1 Claim, 3 Drawing Sheets



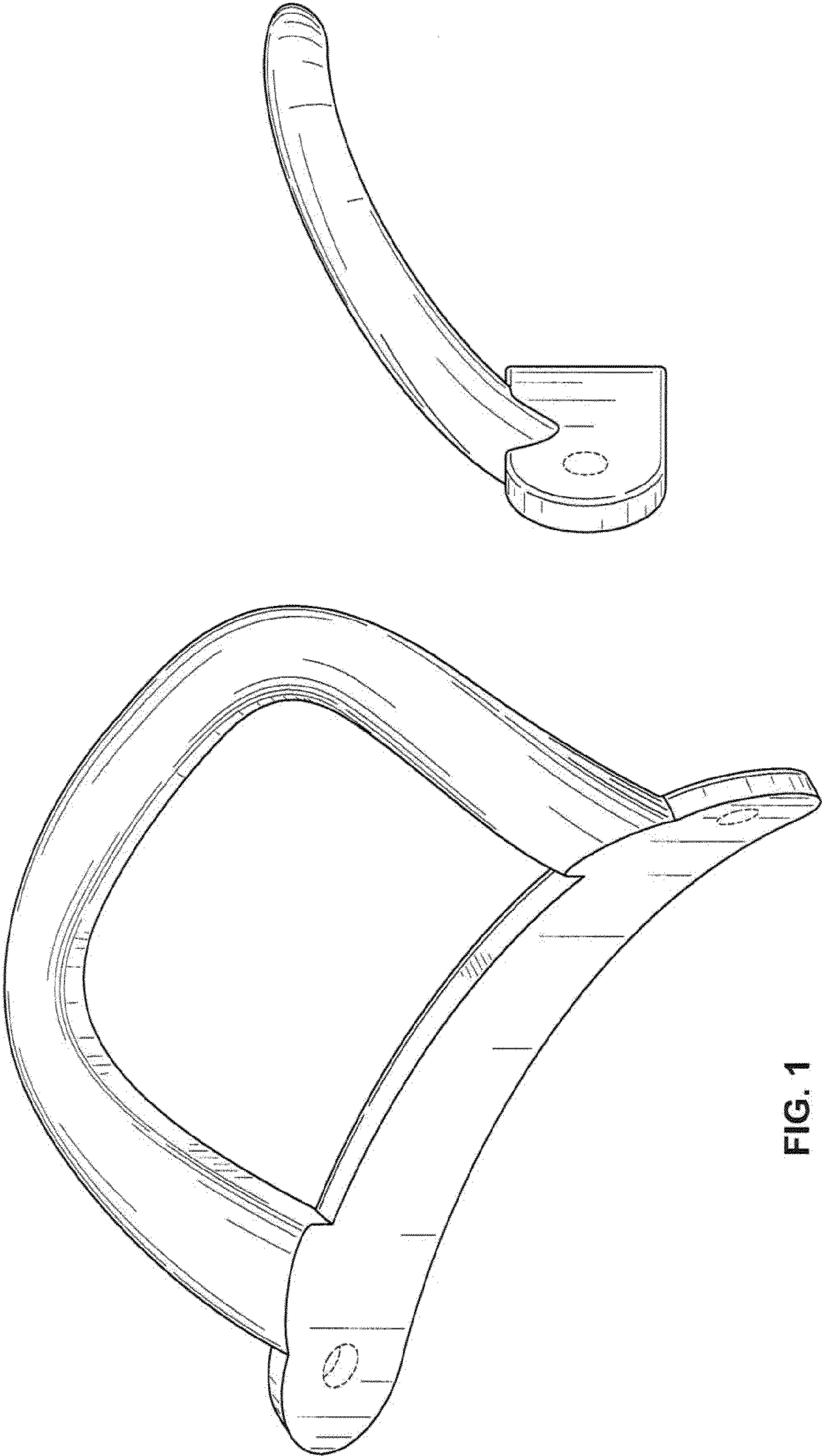


FIG. 1

FIG. 2

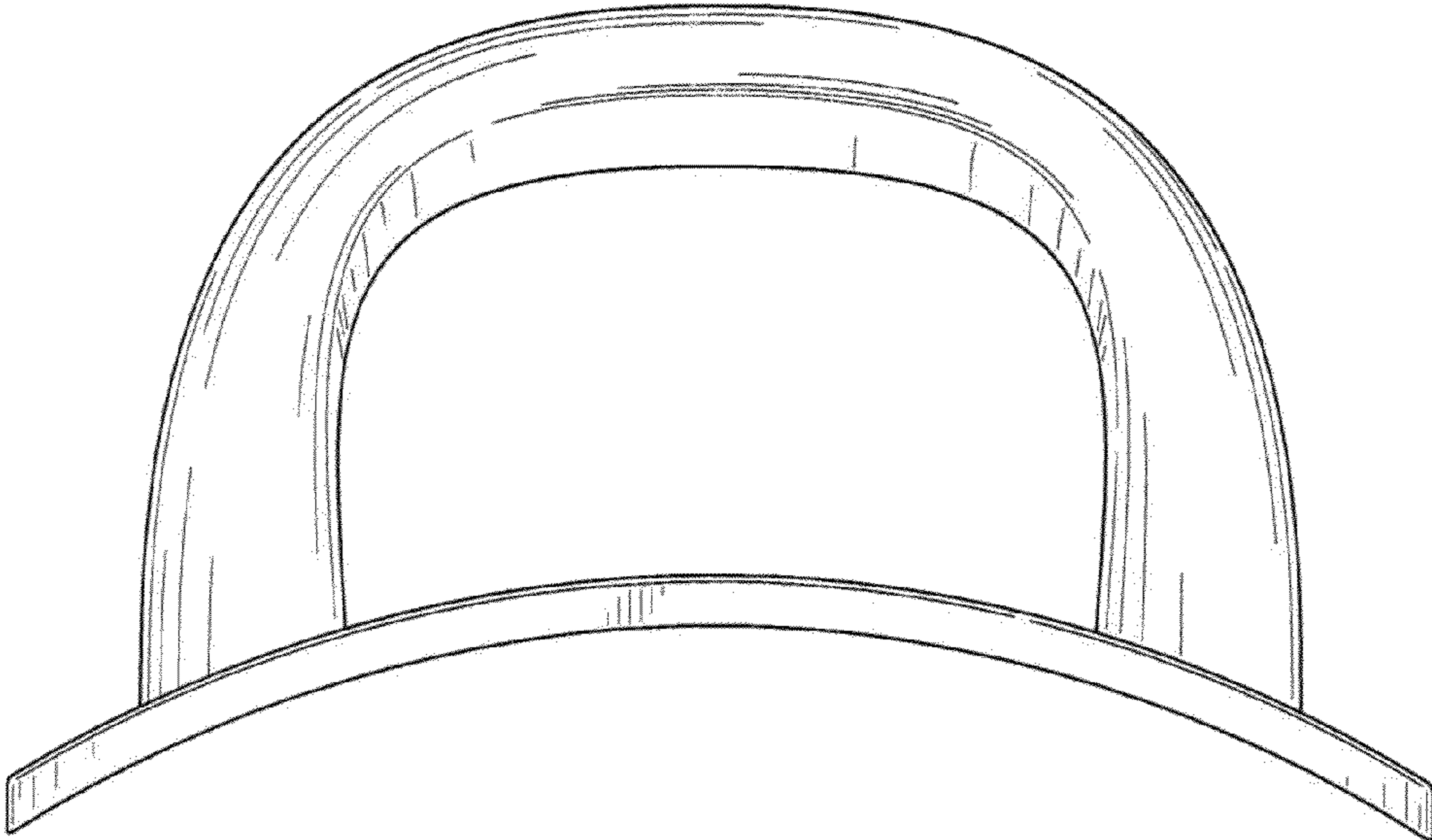


FIG. 4

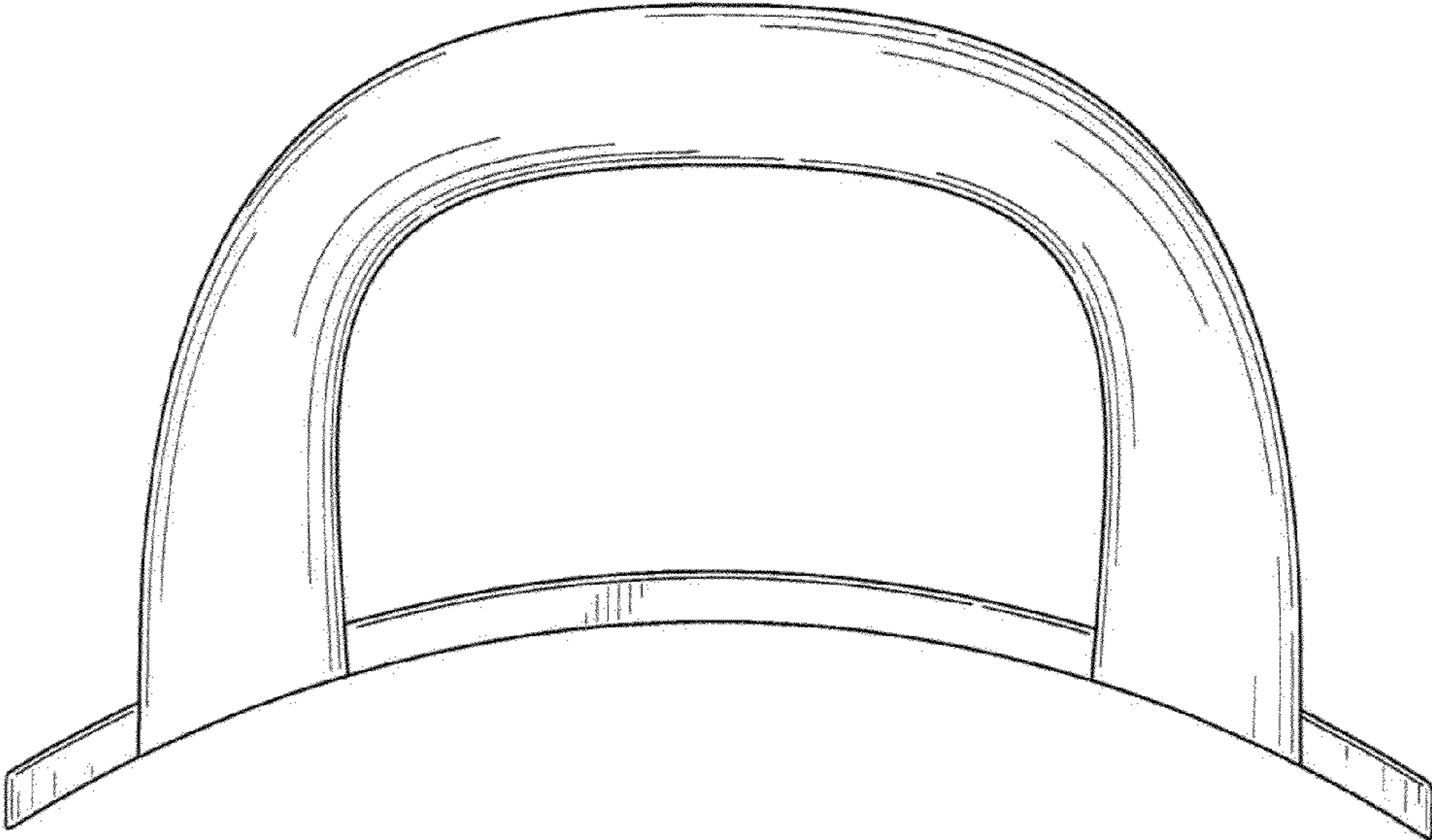


FIG. 3

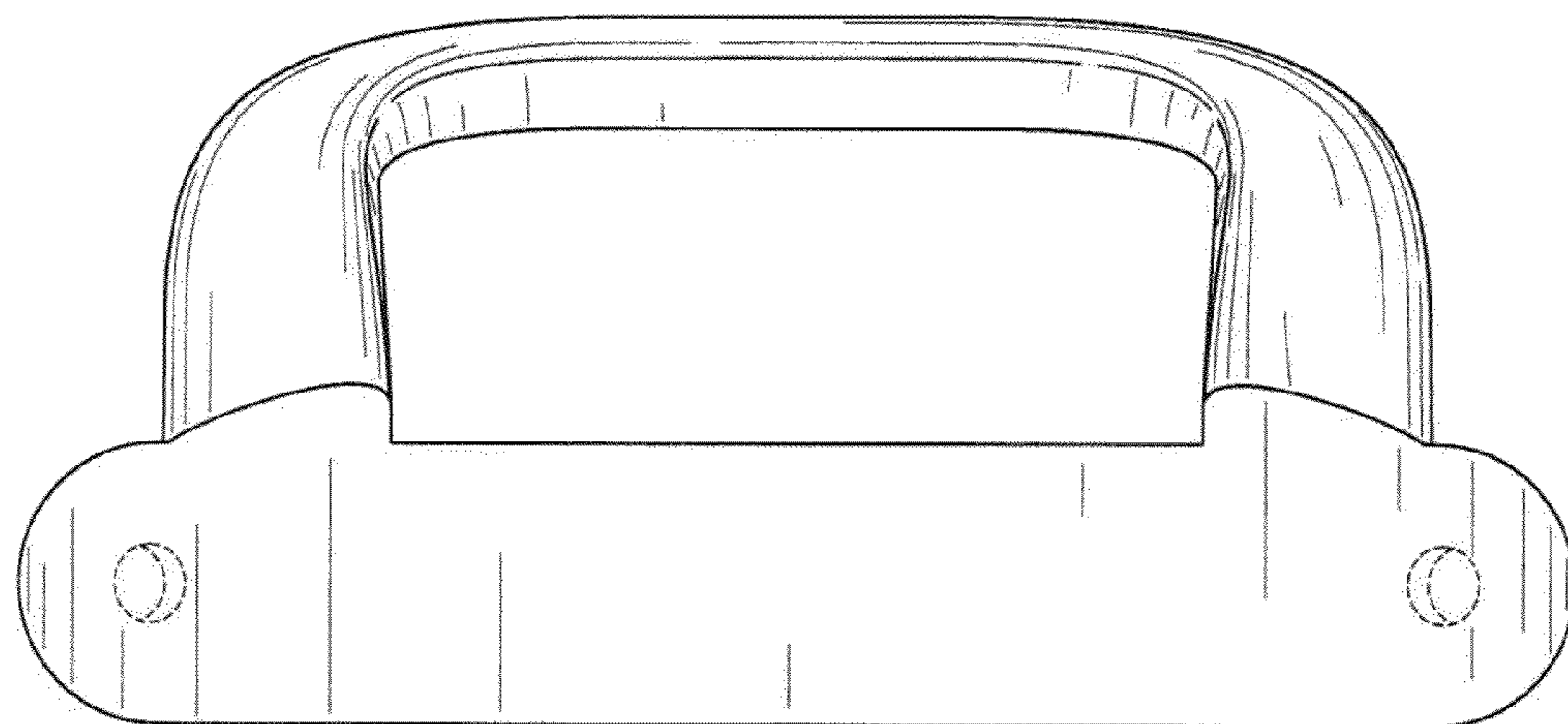


FIG. 5




FIG. 6