



US00D693626S

(12) **United States Design Patent**
Hollinger

(10) **Patent No.:** **US D693,626 S**

(45) **Date of Patent:** **** Nov. 19, 2013**

(54) **COOKIE TRAY**

220/769, 912; 249/119; 426/132, 438, 441,
426/549

(71) Applicant: **E. Mishan & Sons, Inc.**, New York, NY
(US)

See application file for complete search history.

(72) Inventor: **Fred Hollinger**, Monroe Township, NJ
(US)

(56) **References Cited**

(73) Assignee: **E. Mishan & Sons, Inc.**, New York, NY
(US)

U.S. PATENT DOCUMENTS

(**) Term: **14 Years**

1,056,237	A *	3/1913	Waller	211/74
1,070,476	A *	8/1913	Hunholz	249/119
D228,863	S *	10/1973	Sholkin	D7/546
D229,273	S *	11/1973	Siren	D7/357
4,046,250	A *	9/1977	Amezcuca	206/1.7
D312,026	S *	11/1990	Antoni et al.	D7/553.6
D332,396	S *	1/1993	Bell	D9/731
5,277,328	A *	1/1994	Tocco	220/507
D378,793	S *	4/1997	Kanan	D7/553.3
D396,388	S *	7/1998	Mishan	D7/672
D421,695	S *	3/2000	Krupa et al.	D7/557
D566,474	S *	4/2008	Ray	D7/554.1
8,402,901	B1 *	3/2013	Bahnsen	108/94

(21) Appl. No.: **29/460,868**

(22) Filed: **Jul. 16, 2013**

Related U.S. Application Data

(62) Division of application No. 29/446,720, filed on Feb.
27, 2013, now Pat. No. Des. 689,732.

(51) **LOC (9) Cl.** **07-02**

(52) **U.S. Cl.**
USPC **D7/357**; D7/354

(58) **Field of Classification Search**
USPC D7/323, 329-331, 337, 339, 346-347,
D7/350.1-350.4, 352-367, 387-388, 391,
D7/392.1, 393, 395, 402, 407-410,
D7/500-505, 538-546, 552.1, 552.2,
D7/553.3, 553.6, 554.1, 554.2, 555-557,
D7/566, 584-587, 602, 672-674; D9/34,
D9/416, 424-425, 430-434, 731;
99/324-325, 331-332, 337-349, 358,
99/369-376, 380, 389, 400-418, 422-426,
99/444-446, 483; 108/94; 126/9 B, 37 R,
126/261, 378.1, 390.1; 206/1.7, 501-505,
206/507-508, 518, 562; 211/14, 74;
219/386, 400, 405, 429-442, 450.1,
219/452.13, 460.1, 620-624, 725,
219/730-735; 220/4.21-4.24, 23.8, 315,
220/507, 573.1-573.5, 629, 675, 743, 756,

* cited by examiner

Primary Examiner — Ricky Pham

(74) *Attorney, Agent, or Firm* — Notaro, Michalos &
Zaccaria P.C.

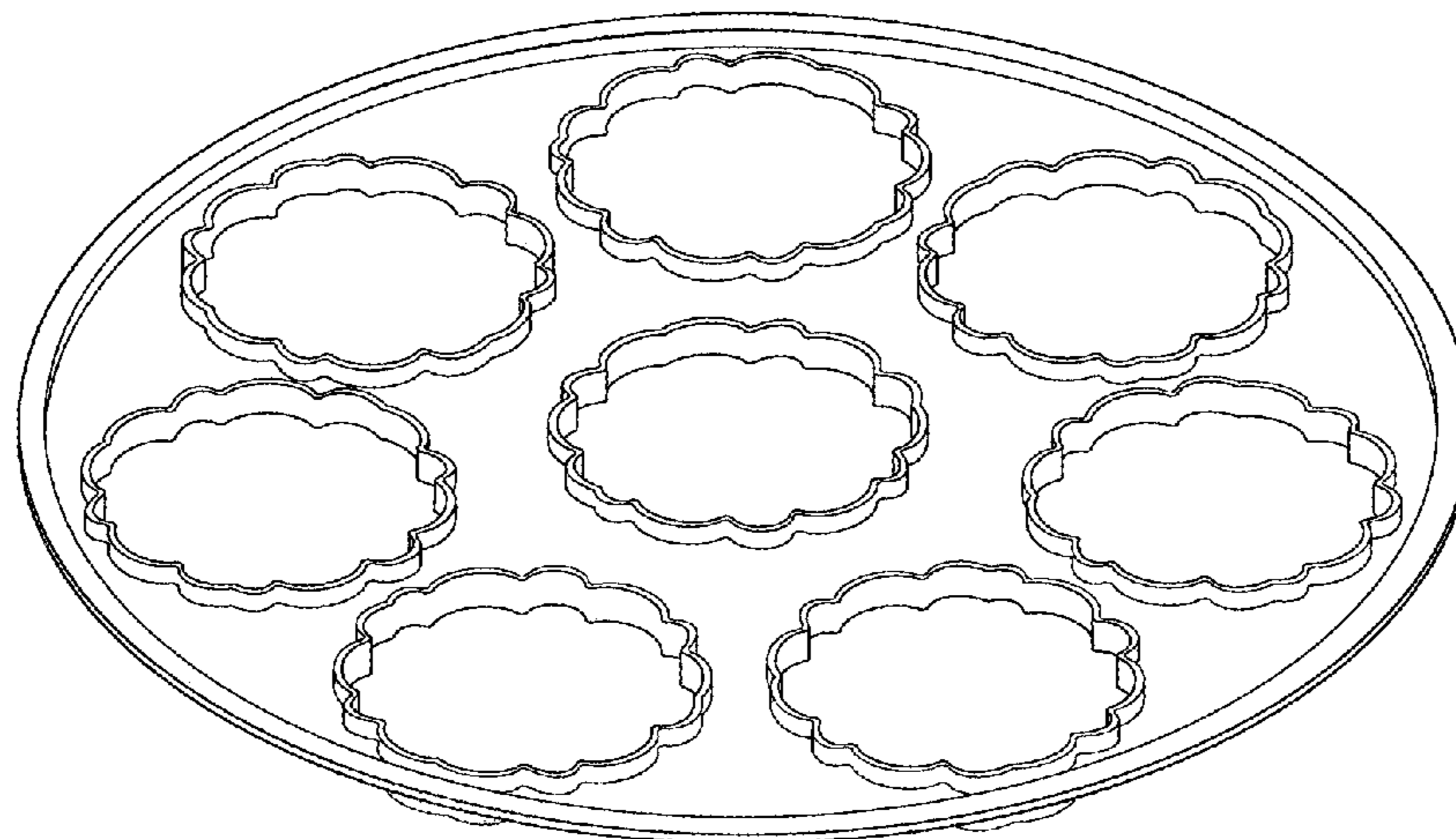
(57) **CLAIM**

The ornamental design for a cookie tray, as shown and
described.

DESCRIPTION

FIG. 1 is a front perspective view of a cookie tray showing my
design therefor;
FIG. 2 is a top plan view thereof;
FIG. 3 is a bottom plan view thereof;
FIG. 4 is a side elevational view thereof, the opposite side
being the same;
FIG. 5 is a front elevational view thereof;
FIG. 6 is a rear elevational view thereof; and,
FIG. 7 is a bottom perspective view thereof.

1 Claim, 7 Drawing Sheets



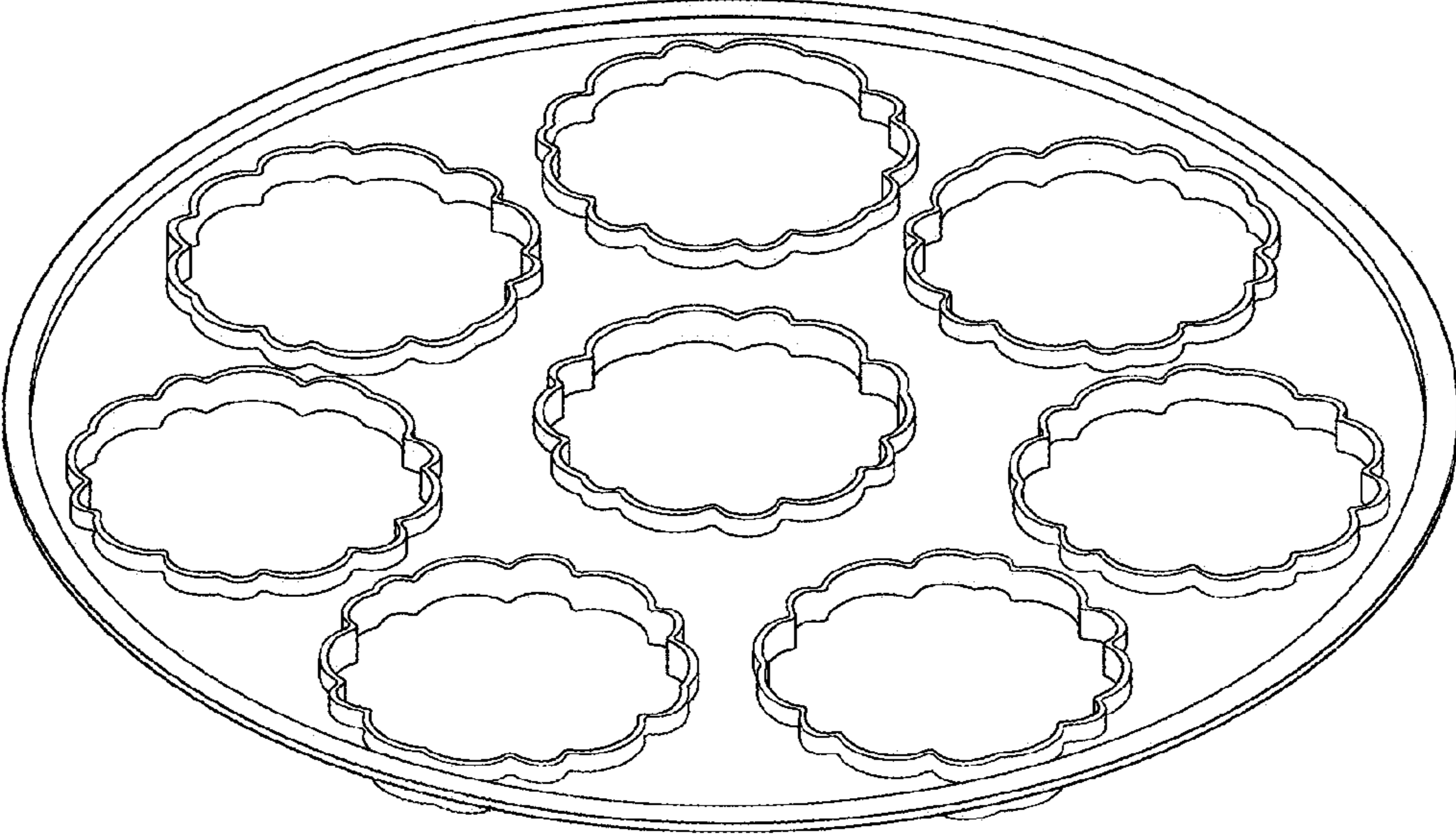


FIG.1




FIG.2




FIG.3



FIG.4



FIG.5

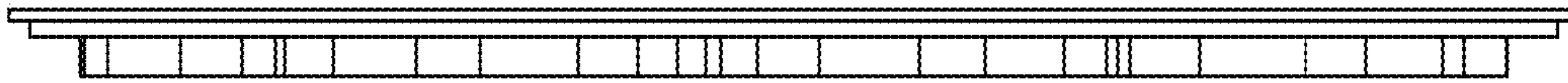


FIG.6




FIG. 7