



US00D693602S

(12) **United States Design Patent**
Smith

(10) **Patent No.:** **US D693,602 S**

(45) **Date of Patent:** **** *Nov. 19, 2013**

(54) **FITNESS DISPLAY MAT**

(76) Inventor: **Rob Smith**, Milwaukee, WI (US)

(*) Notice: This patent is subject to a terminal disclaimer.

(**) Term: **14 Years**

(21) Appl. No.: **29/417,601**

(22) Filed: **Apr. 5, 2012**

(51) **LOC (9) Cl.** **06-11**

(52) **U.S. Cl.**
USPC **D6/582**

(58) **Field of Classification Search**
USPC D5/30, 47, 49, 58, 61-63, 99; D6/582, D6/583, 588, 591, 592, 613, 615, 617, 619, D6/620, 621; D12/203; D19/1, 5, 8; 4/581, 4/582, 583; 5/417, 420; 15/215, 238; 52/660; 428/85

See application file for complete search history.

(56) **References Cited**

U.S. PATENT DOCUMENTS

D54,610	S	*	3/1920	Evans et al.	D19/1
D96,801	S	*	9/1935	Bach	D6/582
D96,802	S	*	9/1935	Bach	D6/582
D96,803	S	*	9/1935	Bach	D6/582
4,276,338	A	*	6/1981	Ludwa et al.	428/137
4,936,016	A	*	6/1990	Simpson	33/1 BB
D309,155	S	*	7/1990	Hing	D19/1
5,711,210	A	*	1/1998	Kaufman	99/340
D417,183	S	*	11/1999	Rogers-Smith	D12/317
D419,185	S	*	1/2000	Teter et al.	D19/1
D468,959	S	*	1/2003	Rohback, Jr.	D7/402
D476,403	S	*	6/2003	Goodrich	D23/332
D499,760	S	*	12/2004	Fraser et al.	D19/1
D591,096	S	*	4/2009	Lubart	D6/582
D604,359	S	*	11/2009	Santos	D19/9

D611,749	S	*	3/2010	Lubart	D6/582
D661,793	S	*	6/2012	Spasojevic et al.	D23/418
D661,794	S	*	6/2012	Spasojevic et al.	D23/418
2006/0247100	A1		11/2006	Harker		
2008/0261000	A1*		10/2008	White et al.	428/192
2009/0181836	A1		7/2009	Schneider		
2009/0253556	A1*		10/2009	Chaplik	482/23
2010/0260963	A1*		10/2010	Feng Shen	428/71
2012/0124739	A1*		5/2012	Crowne et al.	5/417

OTHER PUBLICATIONS

Basic Dot Drill Mat, www.vsathletics.com/product.php?xProd=2674 (Apr. 5, 2012).

Agility Training Mat, http://www.resilite.com/Products/Agility-Training-Mat_AGIL-STCK-05251003.aspx (Apr. 5, 2012).

Dot Drill Mat (5) for agility training, <http://us.ironcompany.com/cgi-bin/md/M97627/s1.pl?SRX=66.249.71.15> (Apr. 5, 2012).

* cited by examiner

Primary Examiner — Karen S Acker

(57) **CLAIM**

The ornamental design for a fitness display mat, as shown and described.

DESCRIPTION

FIG. 1 is a top plan view of a fitness display mat showing my new design;

FIG. 2 is a front elevational view thereof, the back being a mirror image; and,

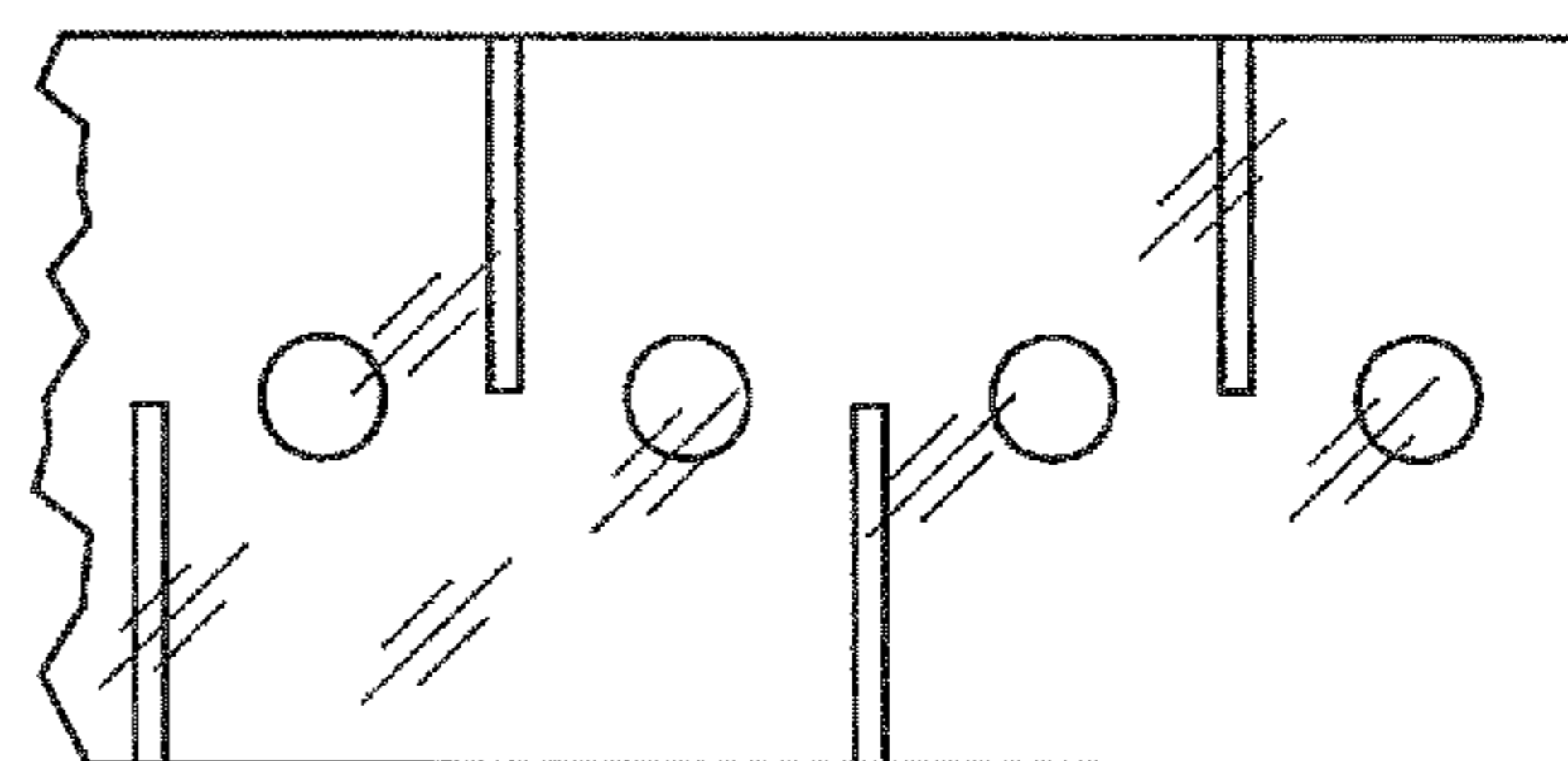
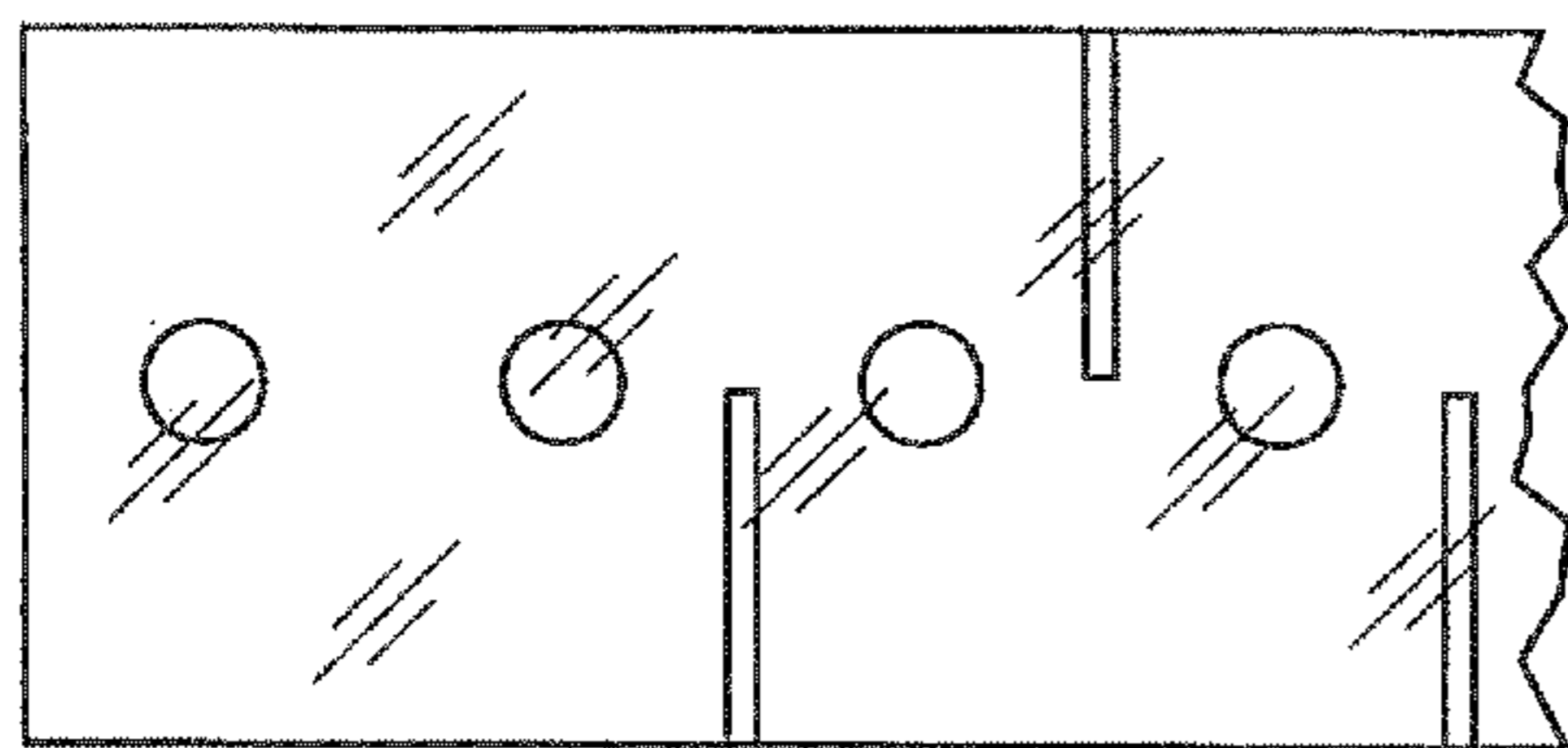
FIG. 3 is a right side elevational view thereof, the left side being a mirror image.

The bottom of the design forms no part of the claim.

The article is shown with breaks in its length. The appearance of any portion of the article between the break lines forms no part of the claimed design.

The oblique lines in the drawing represent shading and are not included to suggest translucency.

1 Claim, 2 Drawing Sheets



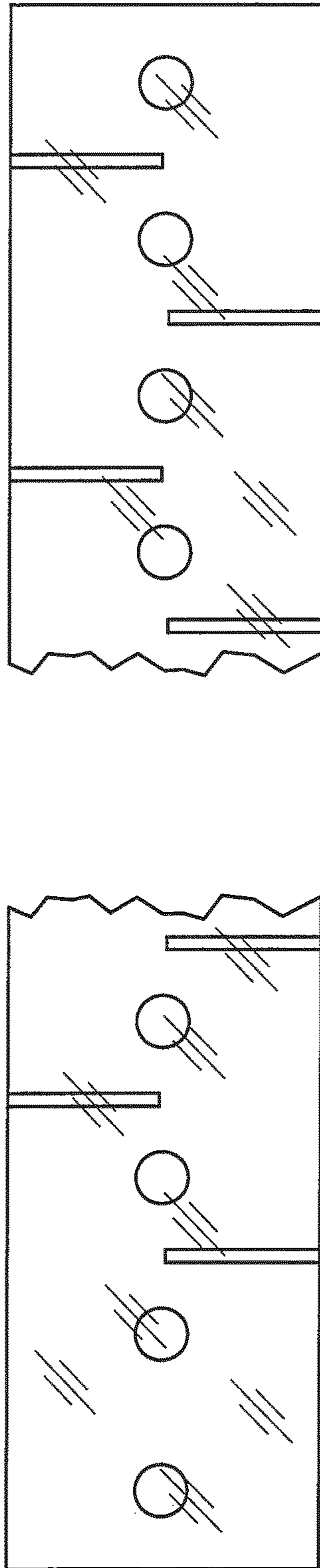


FIG. 1



FIG. 2



FIG. 3