



US00D693568S

(12) **United States Design Patent**
McBath

(10) **Patent No.:** **US D693,568 S**

(45) **Date of Patent:** **** Nov. 19, 2013**

(54) **TOOTHBRUSH ACCESSORY**

(71) Applicant: **McBath Enterprises, LLC**, Wesley Chapel, FL (US)

(72) Inventor: **Donald L. McBath**, Wesley Chapel, FL (US)

(73) Assignee: **McBath Enterprises, LLC**, Dade City, FL (US)

(**) Term: **14 Years**

(21) Appl. No.: **29/434,715**

(22) Filed: **Oct. 16, 2012**

(51) **LOC (9) Cl.** **03-02**

(52) **U.S. Cl.**
USPC **D3/205**

(58) **Field of Classification Search**
USPC D3/205, 206, 215, 294, 303, 315, 201, D3/221, 229, 273, 244, 245; 206/349, 207, 206/234, 5, 320, 581, 361-362.4, 368, 209, 206/38; D28/38; 224/232, 235, 236, 240, 224/246, 251, 252, 255, 901; 338/72, 71, 338/75

See application file for complete search history.

(56) **References Cited**

U.S. PATENT DOCUMENTS

D205,948 S * 10/1966 Tauber D3/227
4,570,792 A * 2/1986 Conway 206/349
D350,230 S * 9/1994 O'Brien D3/205

5,577,607 A * 11/1996 Drake et al. 206/349
D535,470 S * 1/2007 Busam D3/206
D542,467 S * 5/2007 Martin D28/38
D609,456 S * 2/2010 Busam D3/206
2008/0217281 A1 * 9/2008 Moeszinger 215/11.1

* cited by examiner

Primary Examiner — Ian Simmons

Assistant Examiner — Charles Hanson

(74) *Attorney, Agent, or Firm* — Christopher Paradies; Paradies Law P.A.

(57) **CLAIM**

The ornamental design for a toothbrush accessory, as shown and described.


DESCRIPTION

FIG. 1 is a front perspective view of a toothbrush accessory showing my new design;
FIG. 2 is a front perspective with toothbrush and toothpaste;
FIG. 3 is a front plan view thereof;
FIG. 4 is a rear plan view thereof
FIG. 5 is a left-side plan view thereof;
FIG. 6 is a right-side plan view thereof.
FIG. 7 is a top plan view thereof; and,
FIG. 8 is a bottom plan view thereof.

The raised surface treatment applied to the outer surface is understood to extend uniformly across all the surfaces to which they are applied.

The broken line showing of the toothbrush and toothpaste is included for the purpose of illustrating environment and forms no part of the claimed design.

1 Claim, 7 Drawing Sheets






Fig. 1

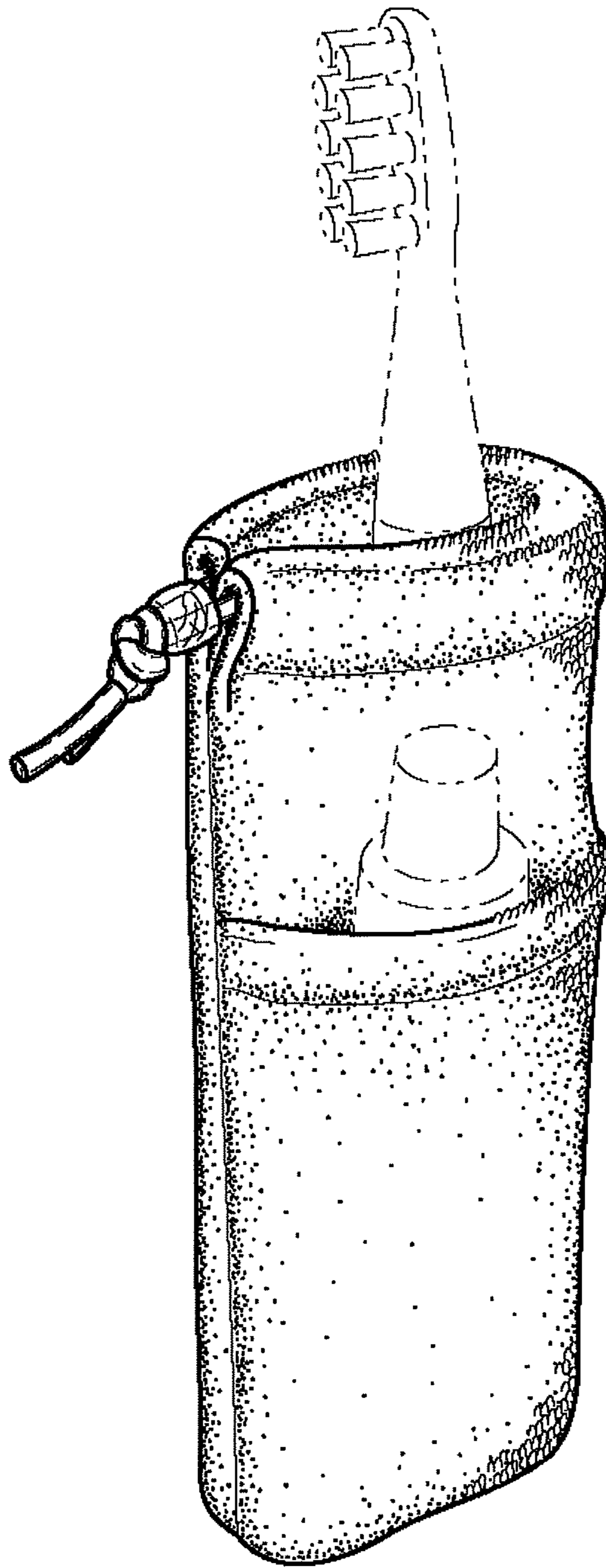


Fig. 2

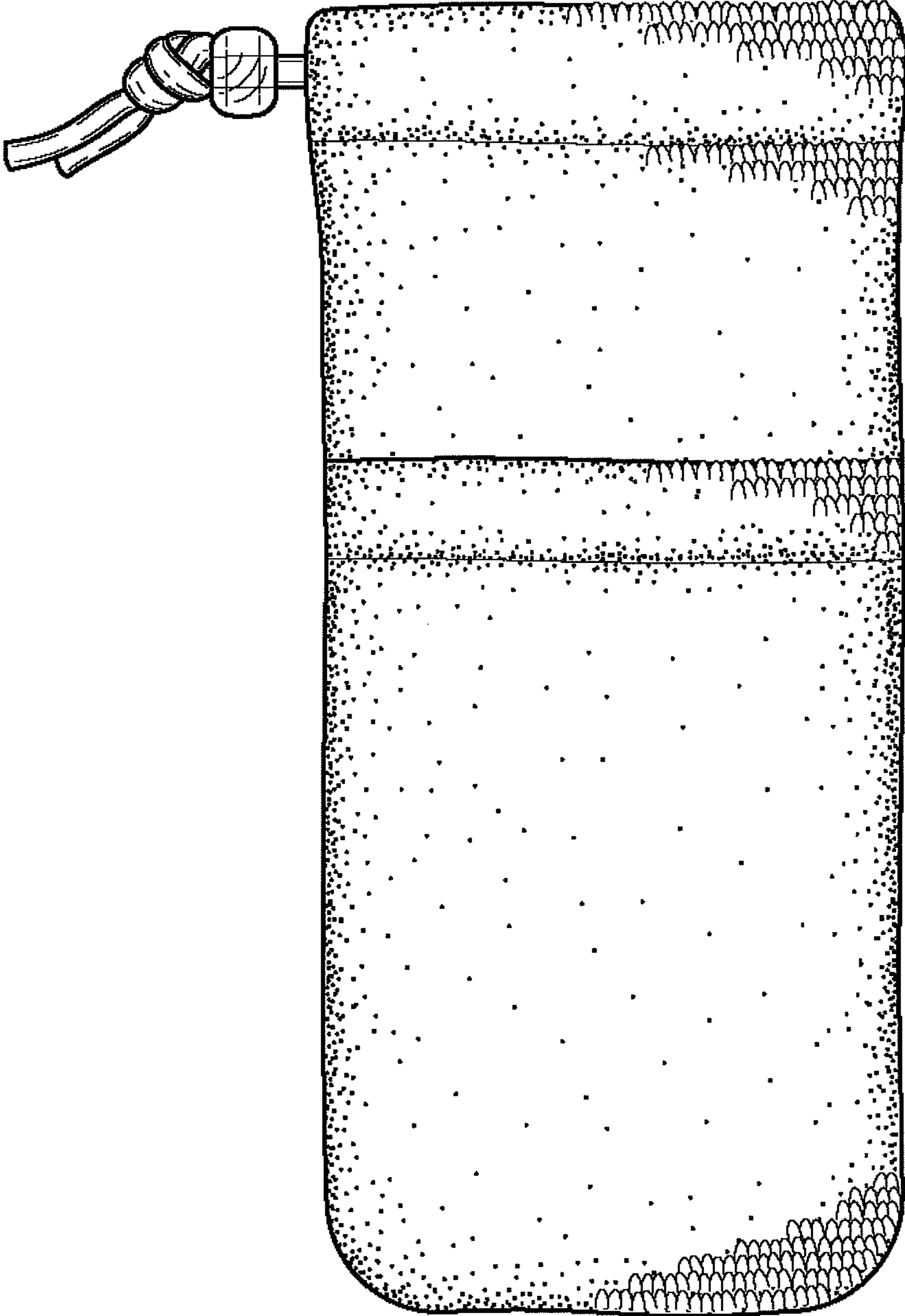


Fig. 3

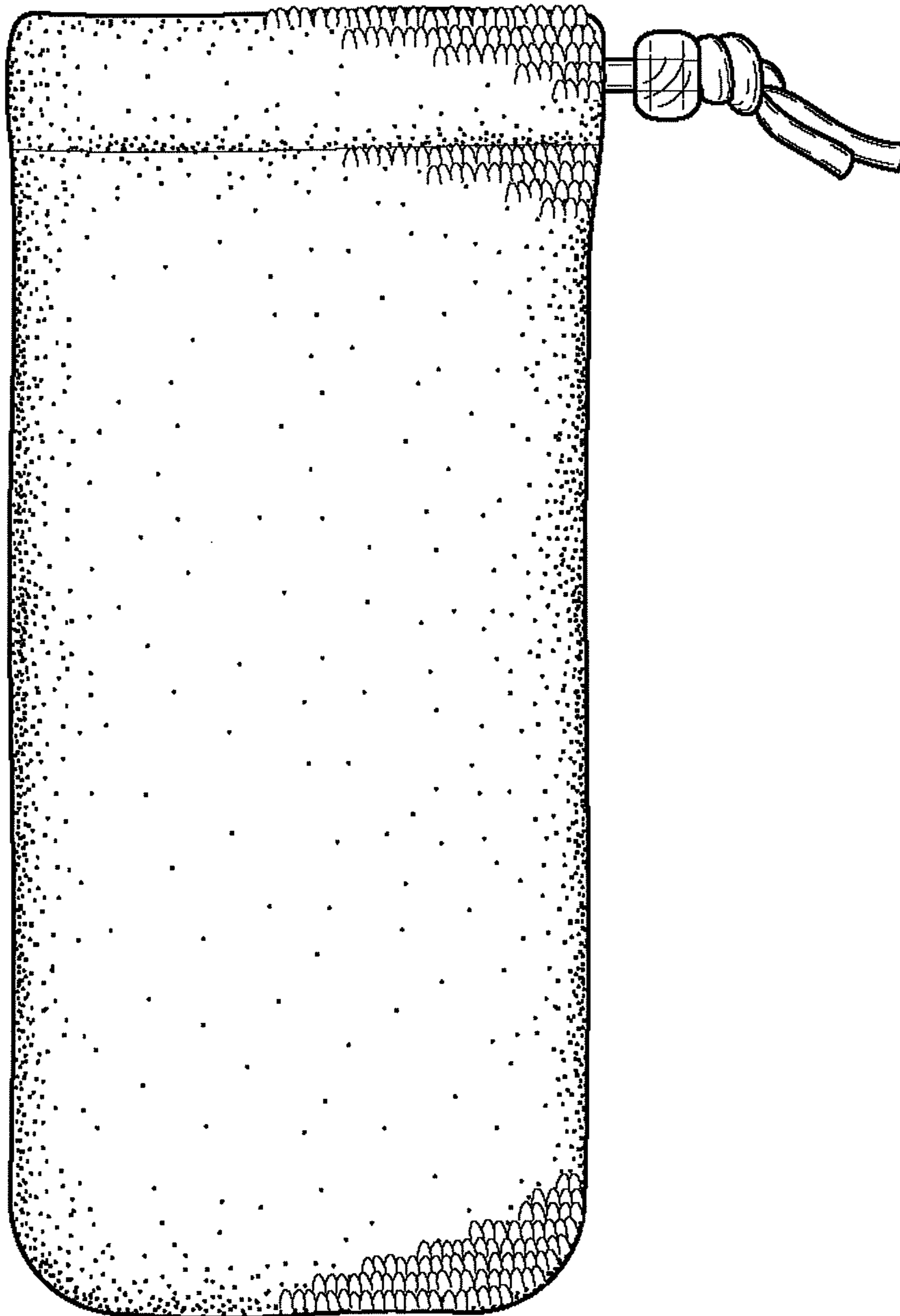


Fig. 4

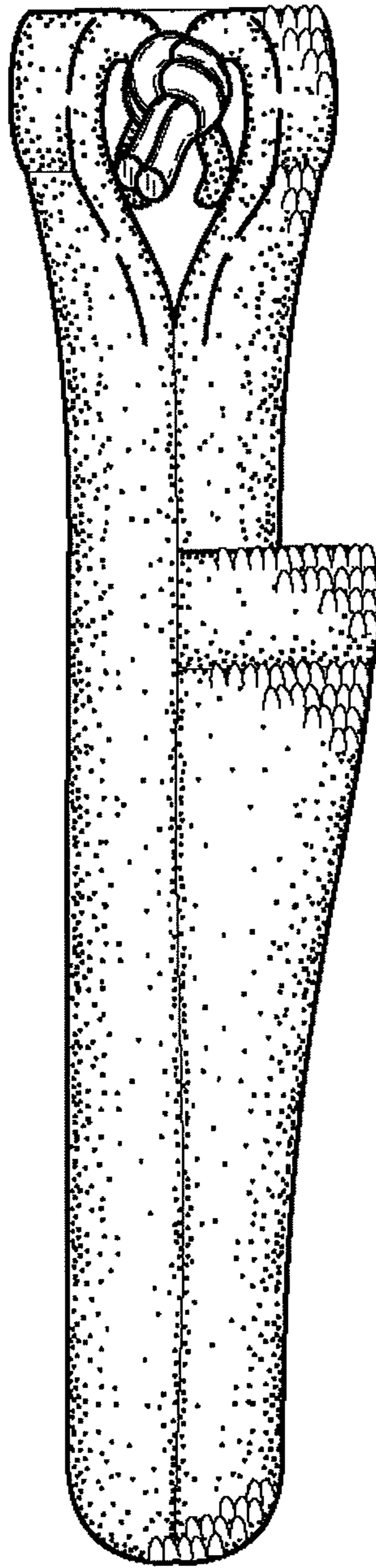


Fig. 5

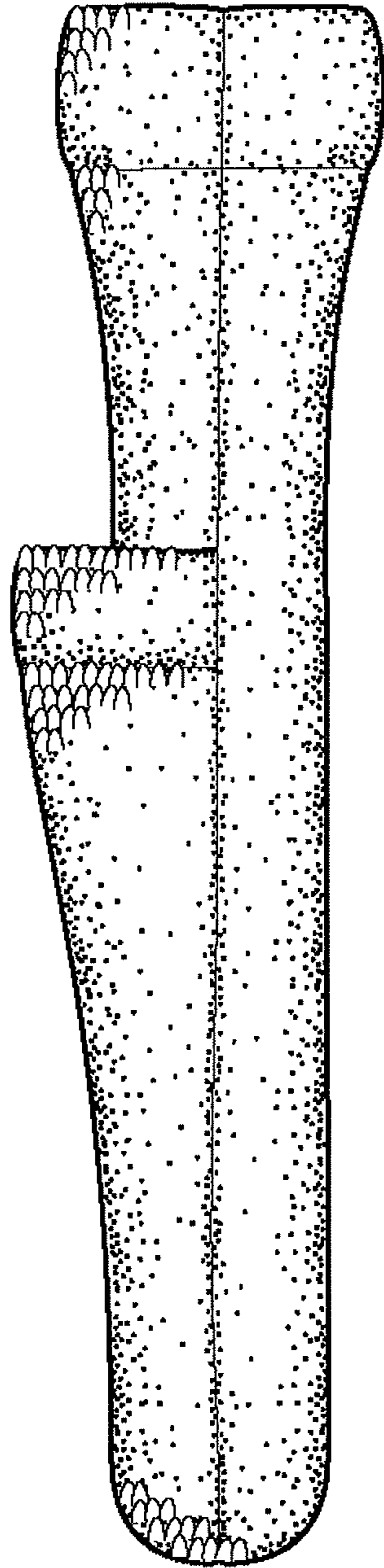


Fig. 6

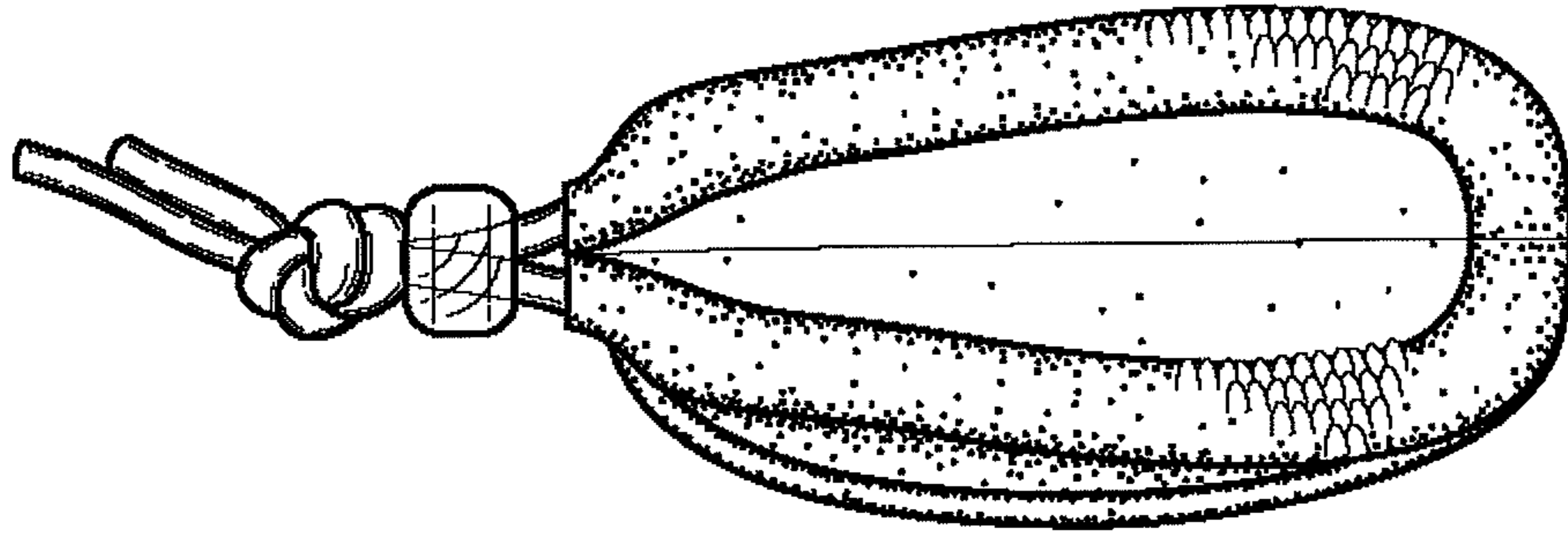


Fig. 7

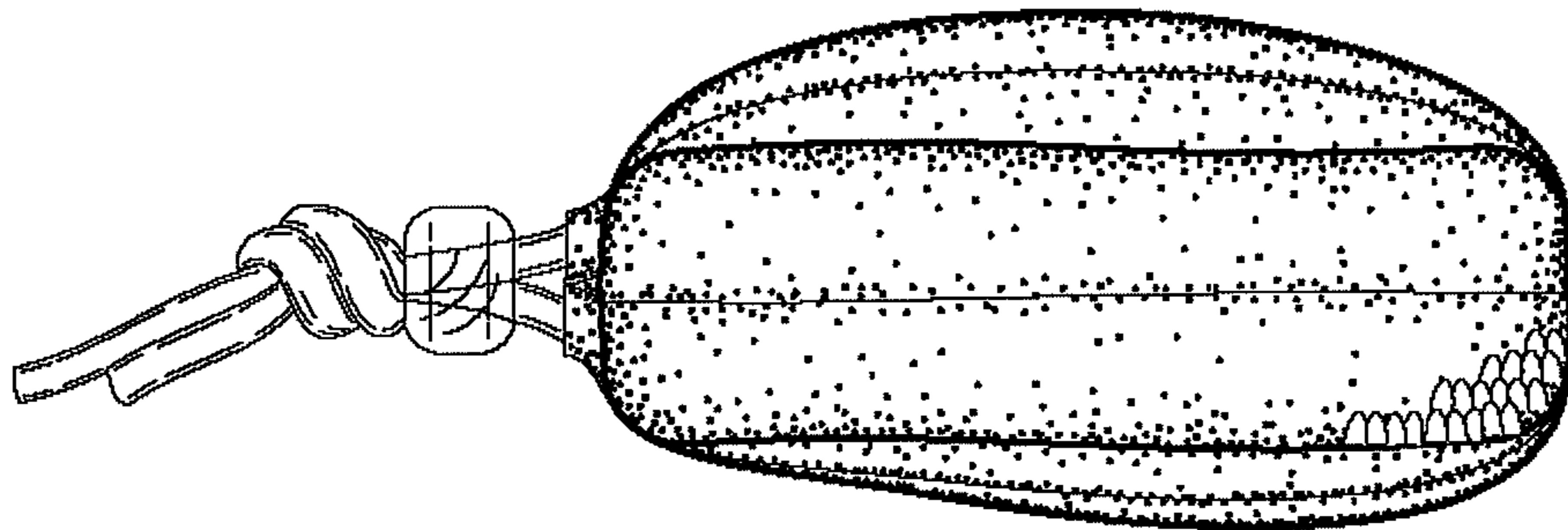


Fig. 8