



US00D693566S

(12) **United States Design Patent**  
**Martin**

(10) **Patent No.:** **US D693,566 S**

(45) **Date of Patent:** **\*\* Nov. 19, 2013**

(54) **CONTAINER**

(71) Applicant: **Maverick Engineering (Pty) Ltd,**  
Athlone (ZA)

(72) Inventor: **Derek Martin,** Constantia (ZA)

(73) Assignee: **Maverick Engineering (Pty) Ltd.,**  
Athlone (ZA)

(\*\*) Term: **14 Years**

(21) Appl. No.: **29/438,968**

(22) Filed: **Dec. 5, 2012**

(51) **LOC (9) Cl.** ..... **09-02**

(52) **U.S. Cl.**  
USPC ..... **D3/202; D9/710**

(58) **Field of Classification Search**  
USPC ..... D9/697-699, 702-712, 539, 544, 574,  
D9/516, 449, 442, 521, 529, 434, 435, 523,  
D9/526-528, 531, 537-538, 549, 551;  
215/355, 376, 389, 387, 353, 380-385,  
215/398; 222/212, 92, 95, 105, 96, 107,  
222/215, 541.5, 129, 206, 175, 210, 207;  
D28/91.1, 5; 220/669, 495.3, 288,  
220/592.16, 592.17; D24/117-118, 121;  
D7/317, 511, 509, 321, 510, 603, 605;  
383/200, 83, 120, 906, 61.1, 63,  
383/80-81, 104, 203; 206/822; 428/85;  
D3/202

See application file for complete search history.

(56) **References Cited**

U.S. PATENT DOCUMENTS

3,814,288	A *	6/1974	Westrich	.....	222/129
D234,939	S *	4/1975	Hagert et al.	.....	D3/202
D237,047	S *	10/1975	Westrich	.....	D3/202
D238,248	S *	12/1975	Westrich	.....	D3/202
5,188,266	A	2/1993	Loulias		
D456,599	S *	5/2002	Lekacos	.....	D3/202
D474,975	S *	5/2003	DeBiasse	.....	D9/521
D487,396	S *	3/2004	Scharnweber	.....	D9/708
2005/0236428	A1	10/2005	Quigley et al.		

\* cited by examiner

*Primary Examiner* — Caron D Veynar

*Assistant Examiner* — Abraham Bahta

(74) *Attorney, Agent, or Firm* — B. Aaron Schulman; Stites & Harbison, PLLC

(57) **CLAIM**

The ornamental design for a container, as shown and described.

**DESCRIPTION**

FIG. 1 is a top, front and left side view of a container showing the new design.

FIG. 2 is a front view thereof.

FIG. 3 is a rear view thereof.

FIG. 4 is a top view thereof.

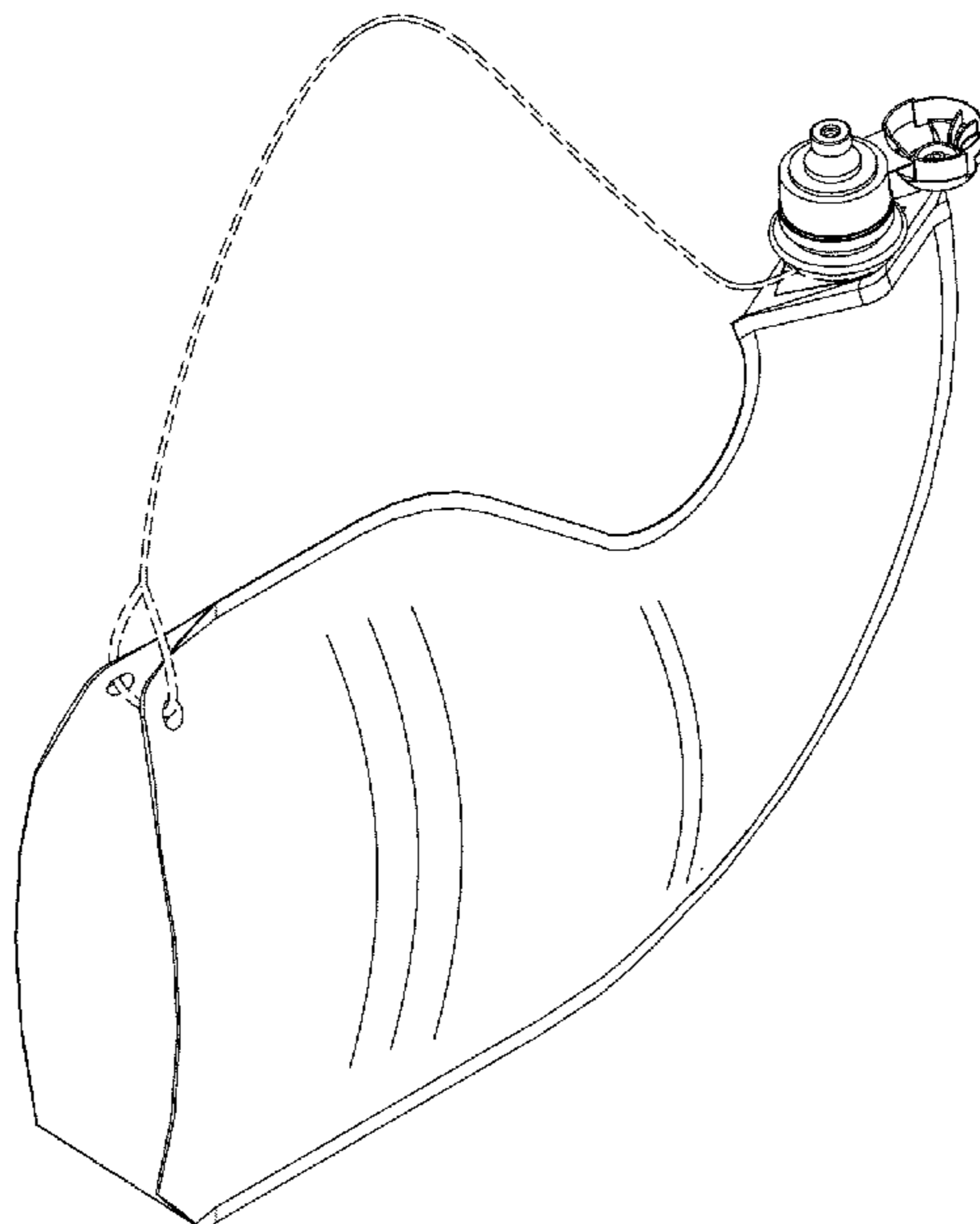
FIG. 5 is a bottom view thereof.

FIG. 6 is a right side view thereof; and,

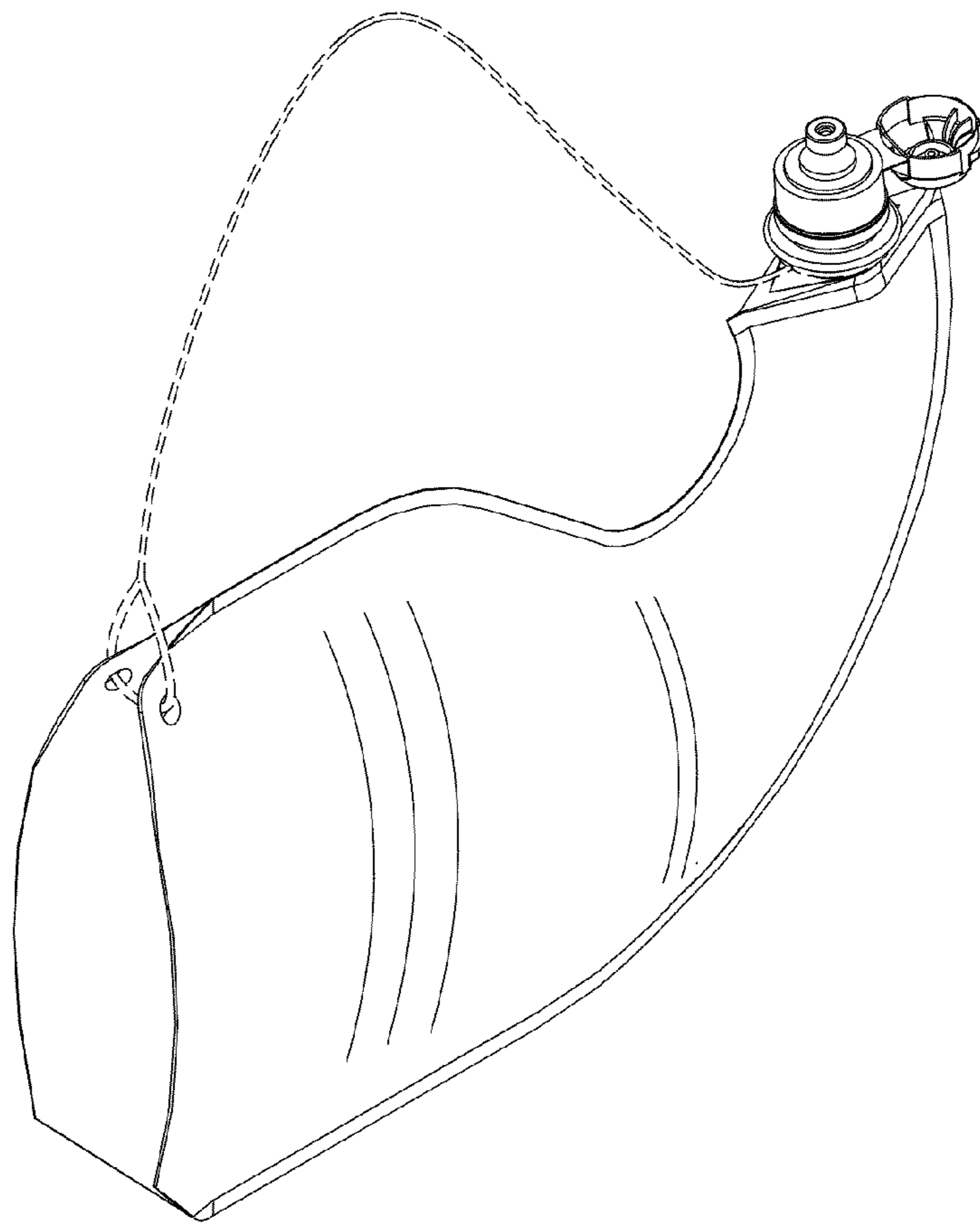
FIG. 7 is a left side view thereof.

The broken lines in FIG. 1-7 showing the carrying strap form no part of the claimed design.

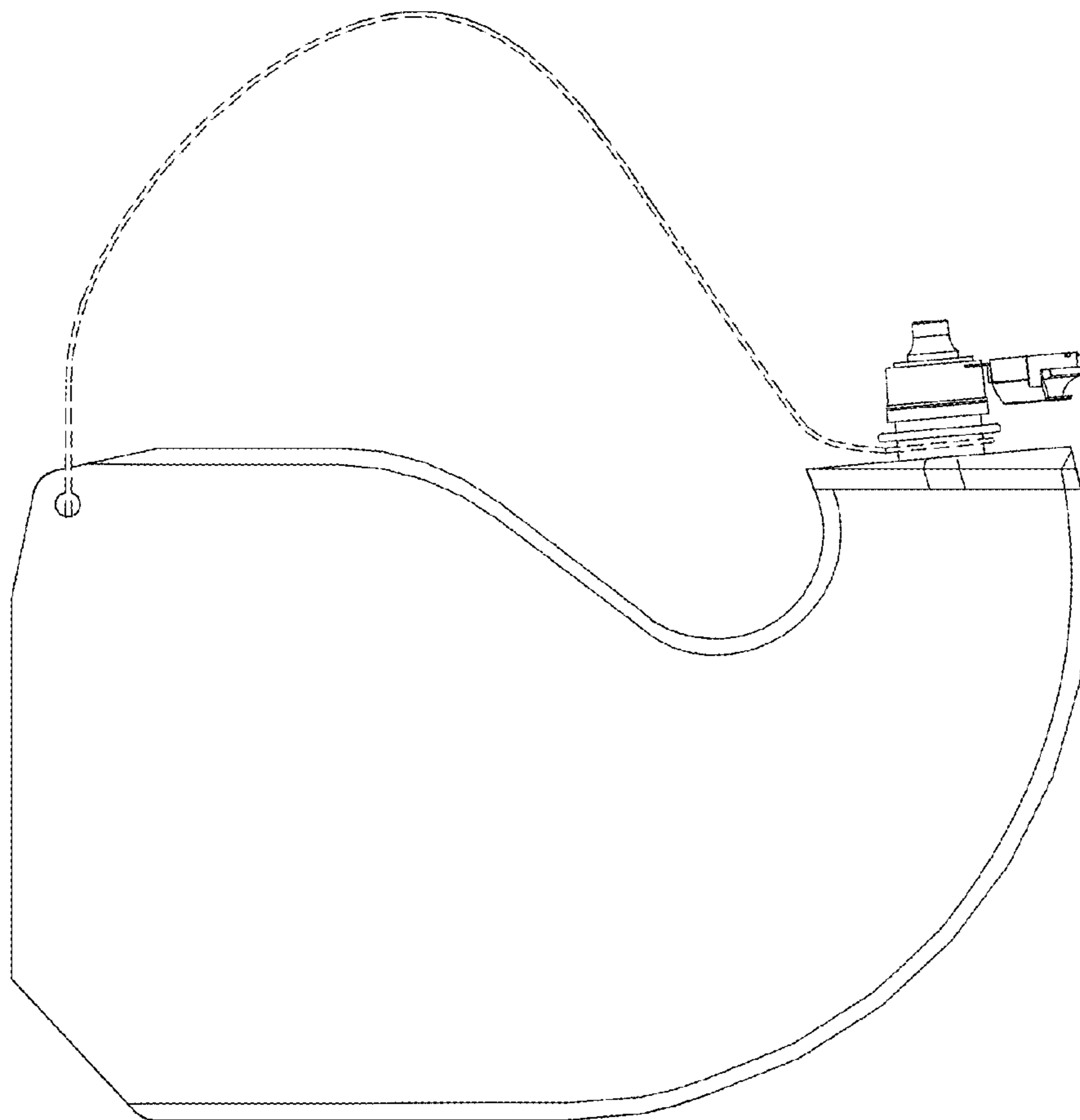
**1 Claim, 6 Drawing Sheets**



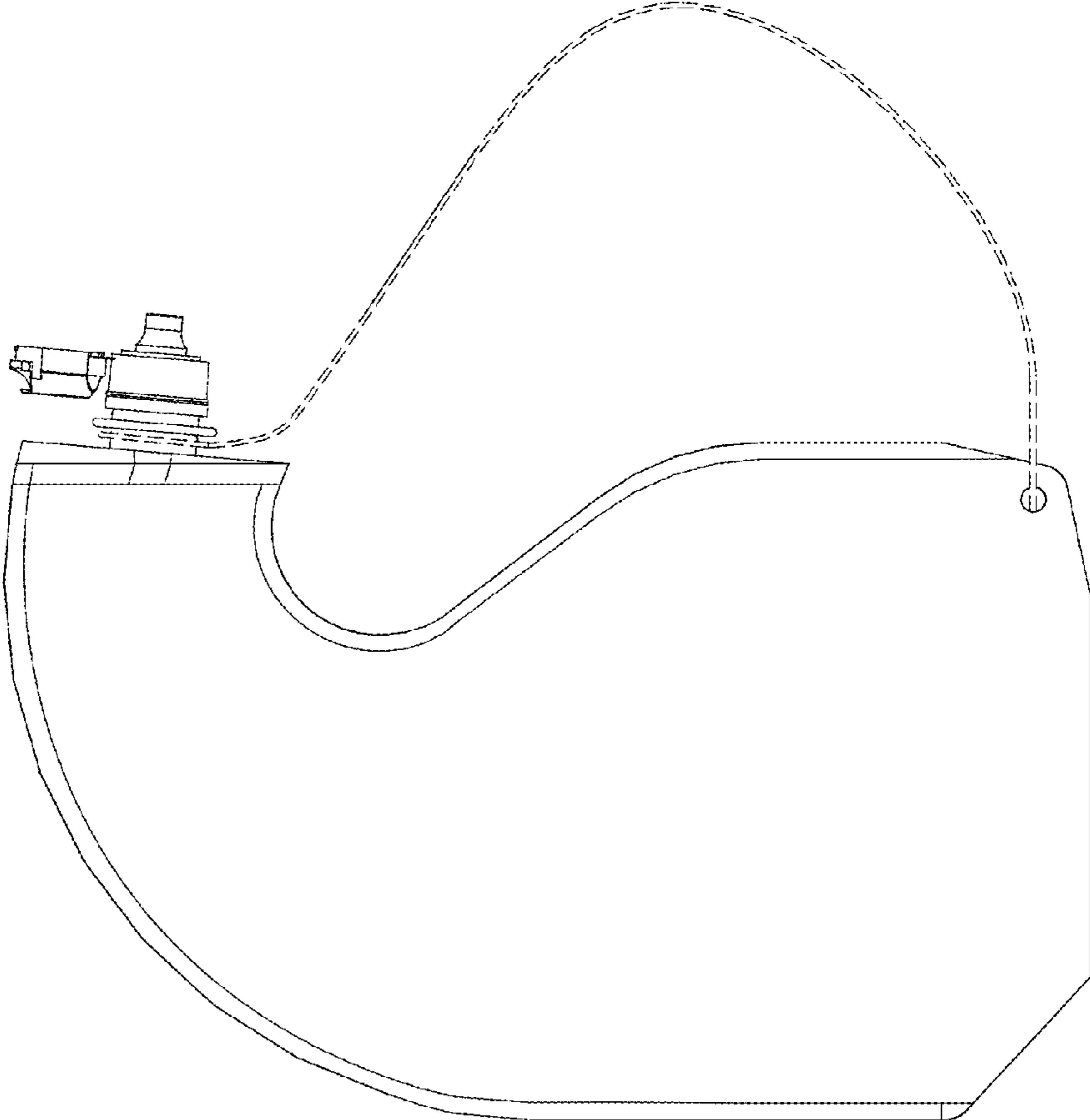
**FIG. 1**



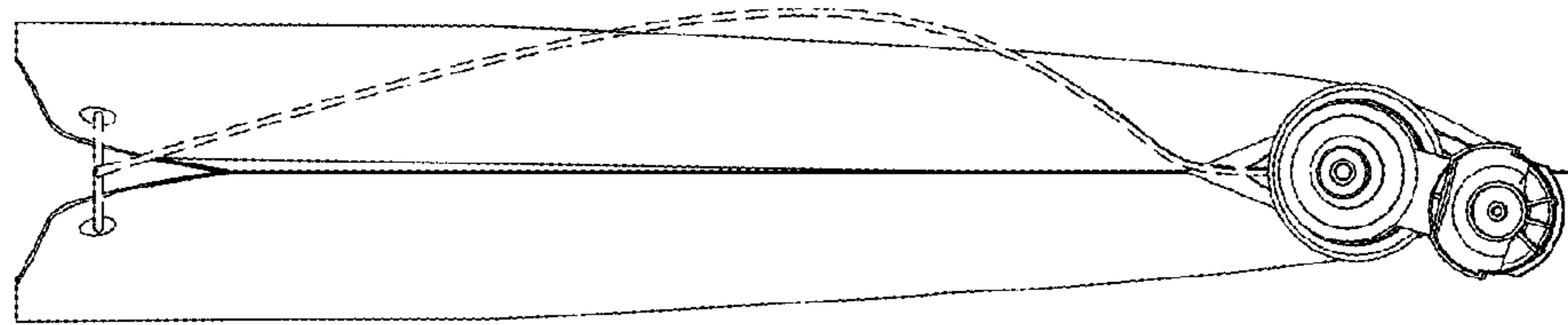
**FIG. 2**



**FIG. 3**



**FIG. 4**



**FIG. 5**

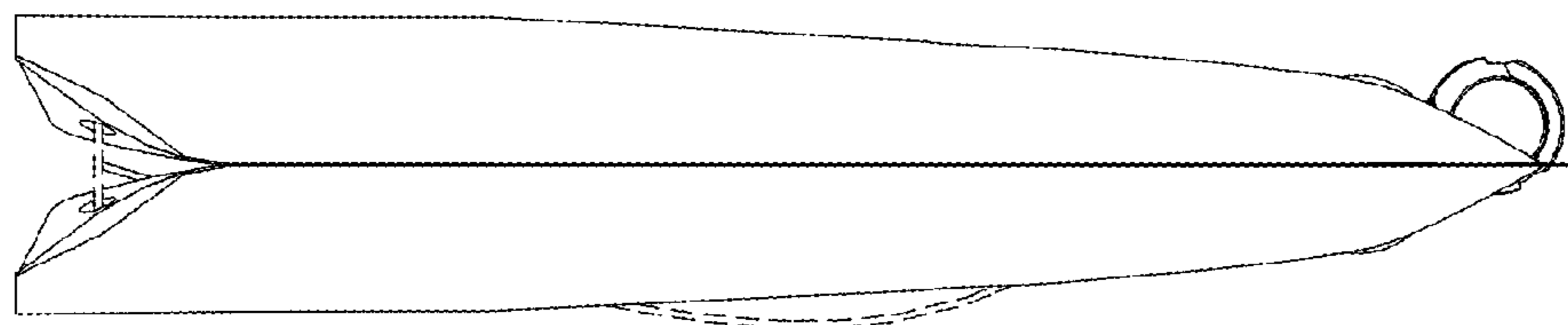


FIG. 6

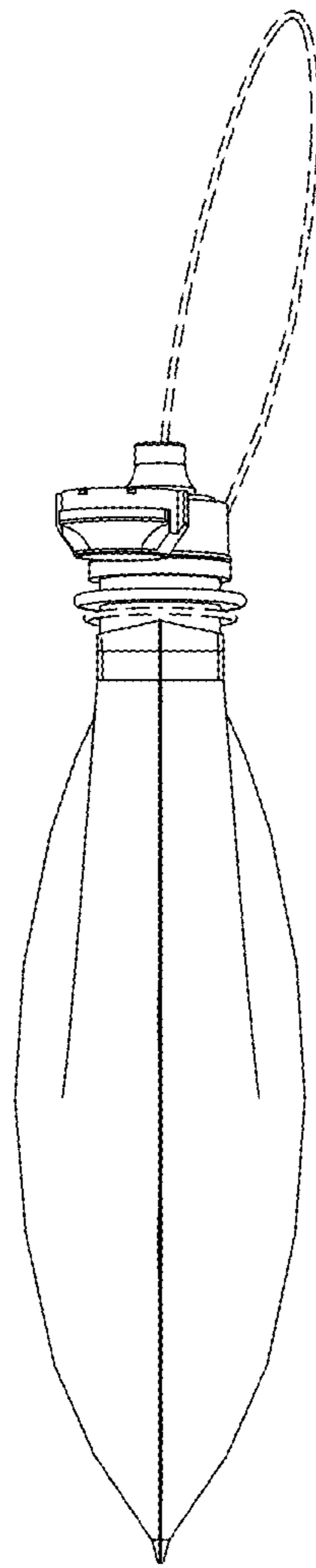
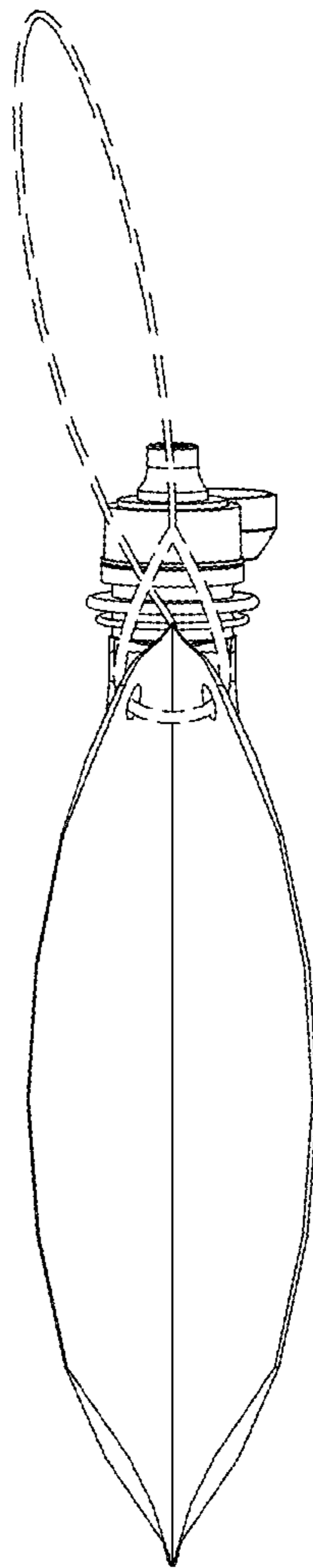


FIG. 7



UNITED STATES PATENT AND TRADEMARK OFFICE  
**CERTIFICATE OF CORRECTION**

PATENT NO. : D693,566 S  
APPLICATION NO. : 29/438968  
DATED : November 19, 2013  
INVENTOR(S) : Fay et al.

Page 1 of 1

It is certified that error appears in the above-identified patent and that said Letters Patent is hereby corrected as shown below:

TITLE PAGE

Item (12) please change:

“Martin” to -- FAY --

Item (72) Inventor please change:

“Derek Martin, Constantia (ZA)” to -- Derek Martin FAY, Constantia (ZA) --

Signed and Sealed this  
Twenty-seventh Day of September, 2016



Michelle K. Lee  
*Director of the United States Patent and Trademark Office*