



US00D693559S

(12) **United States Design Patent**
Gregoire

(10) **Patent No.:** **US D693,559 S**

(45) **Date of Patent:** **** Nov. 19, 2013**

(54) **REVERSIBLE HOCKEY SOCK**

(76) Inventor: **Len Gregoire, Winnipeg (CA)**

(**) Term: **14 Years**

(21) Appl. No.: **29/427,330**

(22) Filed: **Jul. 17, 2012**

(51) **LOC (9) Cl.** **02-04**

(52) **U.S. Cl.**
USPC **D2/980**

(58) **Field of Classification Search**

USPC D2/601-612, 980-994; D24/190; 2/16,
2/22, 59, 239, 242; D29/120.1, 121.1;
36/2 R

See application file for complete search history.

(56) **References Cited**

U.S. PATENT DOCUMENTS

2,125,451	A *	8/1938	Kolliner	36/2 R
2,532,024	A *	11/1950	Hoffman	36/2 R
2,790,316	A	4/1957	Palmer		
3,039,282	A	6/1962	Hayes		
3,796,067	A	3/1974	East		
D249,598	S *	9/1978	Magnuson	D2/980
4,373,215	A	2/1983	Guigley		
D292,444	S *	10/1987	Pankopf	D2/901
4,856,112	A *	8/1989	Effle	2/59
4,951,317	A *	8/1990	Gray et al.	2/16
D313,674	S *	1/1991	Sharpe	D29/120.1
5,168,577	A *	12/1992	Detty	2/16
D362,087	S *	9/1995	Anson	D29/120.1

D393,138	S *	4/1998	Frey	D2/610
5,814,003	A *	9/1998	Knox et al.	602/63
D405,558	S *	2/1999	Campisi et al.	D29/121.1
5,896,676	A *	4/1999	Barousse	36/2 R
6,205,593	B1 *	3/2001	Schaub, Jr.	2/242
D442,765	S *	5/2001	Newman	D2/610
6,378,139	B1 *	4/2002	Mazzaglia	2/242
D478,718	S	8/2003	Northcraft		
6,606,750	B2	8/2003	Solwey		
7,043,782	B2 *	5/2006	Batchler	5/485
D545,442	S *	6/2007	Weeks	D24/190
D560,041	S *	1/2008	Cook et al.	D29/120.1
D602,232	S *	10/2009	Dugan	D2/901
D640,420	S *	6/2011	Miller et al.	D29/120.1
D650,166	S *	12/2011	Stewart	D2/980
2009/0072563	A1 *	3/2009	Phillips	294/149
2012/0180196	A1 *	7/2012	Tock	2/239
2013/0160176	A1 *	6/2013	Magri	2/22

* cited by examiner

Primary Examiner — T. Chase Nelson

Assistant Examiner — Kathleen M Sims

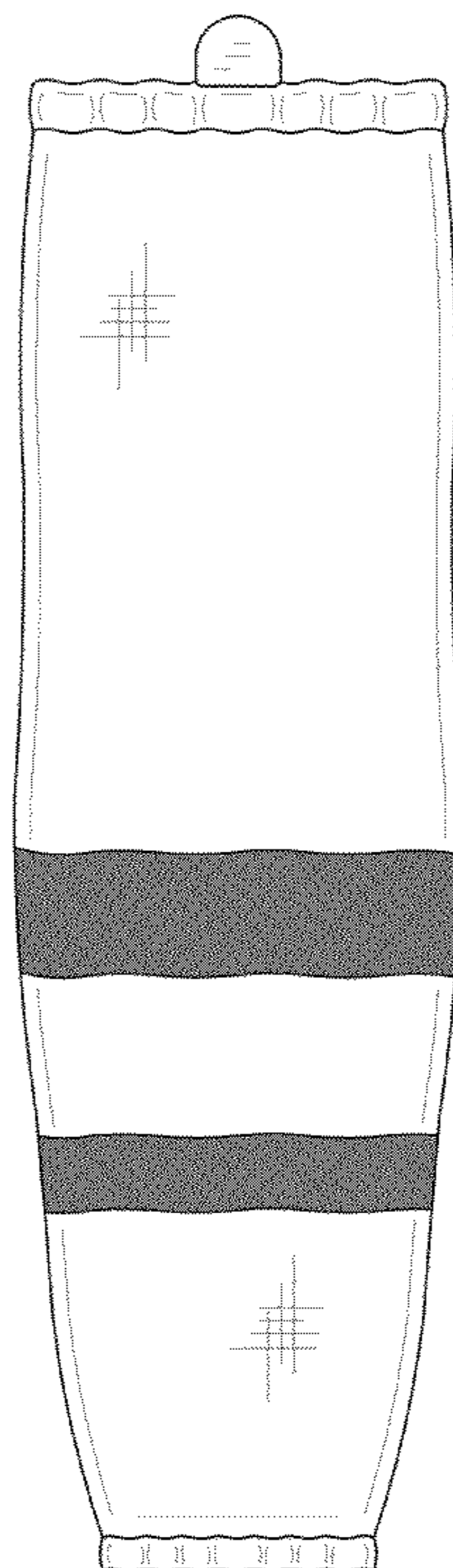
(57) **CLAIM**

I claim the ornamental design for a reversible hockey sock, as shown and described.

DESCRIPTION

FIG. 1 is a front view of the reversible hockey sock.
FIG. 2 is a side view of the claimed design.
FIG. 3 is a top view of the claimed design.
FIG. 4 is a bottom view of the claimed design; and,
FIG. 5 is a perspective view of the claimed design.

1 Claim, 3 Drawing Sheets






FIG. 1

FIG. 2



FIG. 3


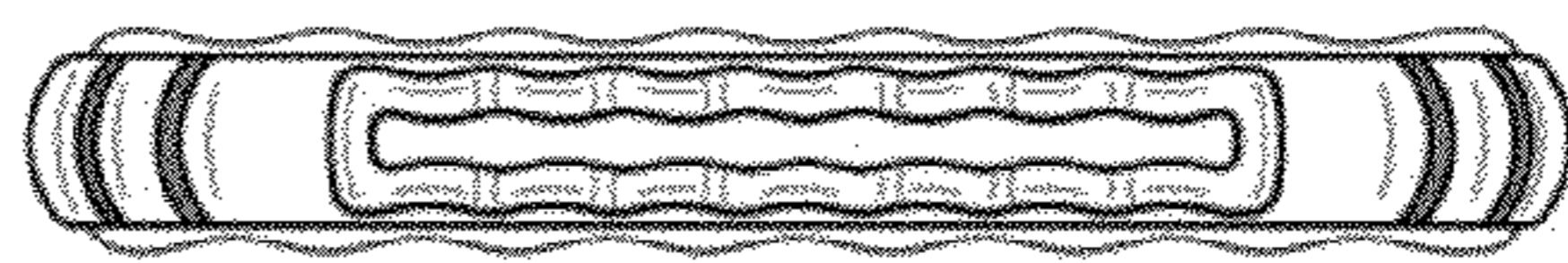


FIG. 4



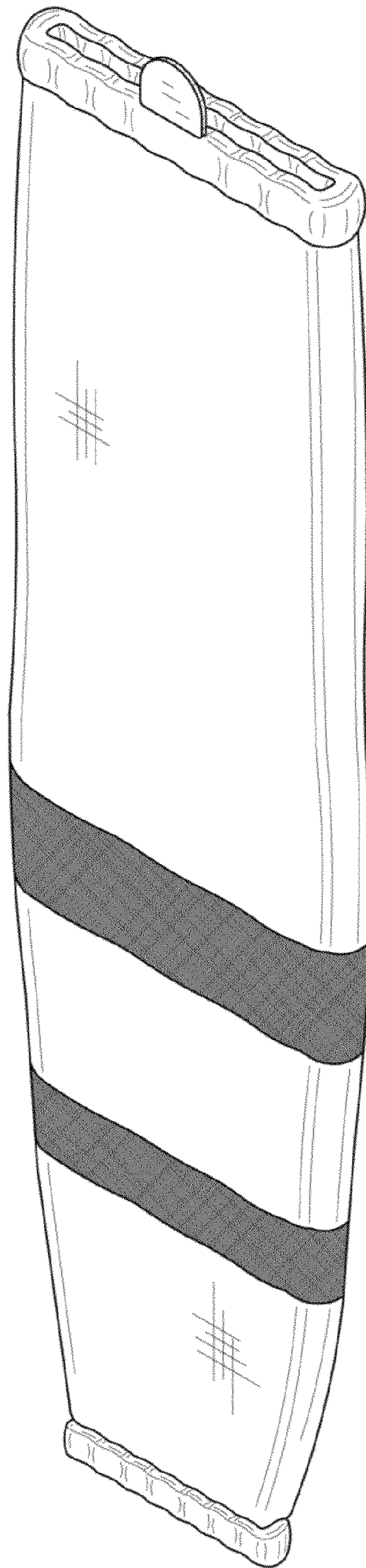


FIG. 5