



US00D693556S

(12) **United States Design Patent**
Hatfield et al.

(10) **Patent No.:** **US D693,556 S**

(45) **Date of Patent:** **** Nov. 19, 2013**

(54) **SHOE UPPER**

(71) Applicant: **NIKE, Inc.**, Beaverton, OR (US)

(72) Inventors: **Tinker L. Hatfield**, Portland, OR (US);
Robert M. Bruce, Portland, OR (US)

(73) Assignee: **NIKE, Inc.**, Beaverton, OR (US)

(**) Term: **14 Years**

(21) Appl. No.: **29/446,974**

(22) Filed: **Feb. 28, 2013**

(51) **LOC (9) Cl.** **02-04**

(52) **U.S. Cl.**
USPC **D2/970**

(58) **Field of Classification Search**
USPC D2/896, 900, 909-911, 946, 960, 969,
D2/970; 36/83, 84, 87, 1.5, 2 R, 109, 3 A,
36/7.1 R, 45, 52, 112, 100
See application file for complete search history.

(56) **References Cited**

U.S. PATENT DOCUMENTS

1,632,064	A *	6/1927	Gammeter	24/414
D73,139	S *	7/1927	Clarson	D2/911
D73,597	S *	10/1927	Burtoff	D2/911
D119,396	S *	3/1940	Martin	D2/911
D128,422	S *	7/1941	Blair	D2/911
D133,638	S *	9/1942	Parker	D2/911
3,059,352	A *	10/1962	Clason	36/50.1
3,218,737	A *	11/1965	Burtoff	36/50.1
D319,917	S	9/1991	Mishima	
D320,497	S *	10/1991	Steele	D2/970
D320,689	S	10/1991	Smith	
D323,055	S	1/1992	Cavasin	
D324,937	S	3/1992	Cavasin	
D329,128	S	9/1992	Rogers et al.	
D332,522	S	1/1993	Hatfield et al.	
D336,974	S	7/1993	Hatfield	

D353,040	S	12/1994	Avar	
D369,016	S *	4/1996	Parker	D2/911
D397,544	S	9/1998	Egelja	
D398,438	S	9/1998	De Baere	
D402,098	S	12/1998	Cooper	
D442,772	S	5/2001	Dietrich	
D447,858	S	9/2001	Matis et al.	
D467,715	S *	12/2002	Finney	D2/970
D482,190	S *	11/2003	Belley et al.	D2/970
D500,583	S *	1/2005	Belley et al.	D2/970
D500,586	S	1/2005	Wozniak	

OTHER PUBLICATIONS

Nike Footwear Catalog, 1980 Shoe Show, p. 4, published date unknown, but prior to the filing date of the present application, NIKE, Inc., USA.

(Continued)

Primary Examiner — Robert M Spear

Assistant Examiner — Rashida C McCoy

(74) *Attorney, Agent, or Firm* — Banner & Witcoff, Ltd.

(57) **CLAIM**

The ornamental design for a shoe upper, as shown and described.

DESCRIPTION

FIG. 1 is a perspective view of a shoe upper showing our new design;

FIG. 2 is a first side view thereof;

FIG. 3 is a second side view thereof;

FIG. 4 is a toe end view thereof;

FIG. 5 is a heel end view thereof; and,

FIG. 6 is a top view thereof.

The broken lines immediately adjacent to the shaded area represent unclaimed boundaries of the design. The broken lines showing the remainder of the shoe are for environmental purposes only and form no part of the claimed design.

1 Claim, 5 Drawing Sheets



(56)

References Cited

OTHER PUBLICATIONS

Nike Footwear Catalog, Footwear: Fall 1989, p. 82, published Dec. 1988, NIKE, Inc., USA.

Nike Footwear Catalog, Footwear: Fall 1991, p. 98, published Dec. 1990, NIKE, Inc., USA.

Nike Footwear Catalog, Men's, Women's, and Kids' Footwear: Spring 2004, p. 74, published Jun. 2003, NIKE, Inc., USA.

Nike Footwear Catalog, Footwear: Holiday 2006, p. 110, published Mar. 2006, NIKE, Inc., USA.

Nike Footwear Catalog, Women's Sportswear Footwear: Fall 2011, p. 6, published Nov. 2010, NIKE, Inc., USA.

Nike Footwear Catalog, Women's Sportswear Footwear: Holiday 2011, p. 12, published date unknown, but prior to the filing date of the present application, NIKE, Inc., USA.

Nike Footwear Catalog, Women's Sportswear Footwear: Holiday 2011, p. 4, published date unknown, but prior to the filing date of the present application, NIKE, Inc., USA.

* cited by examiner

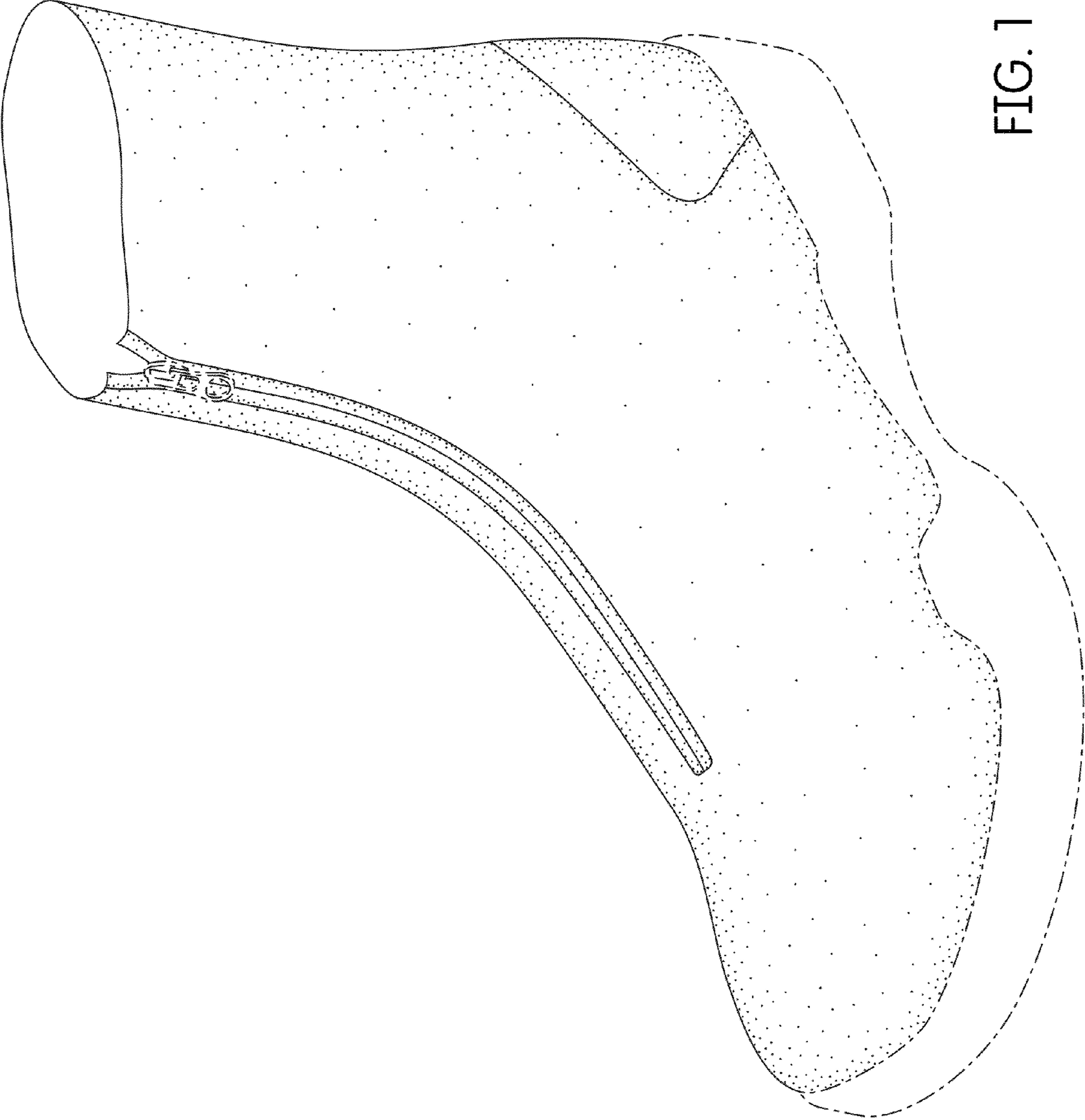


FIG. 1

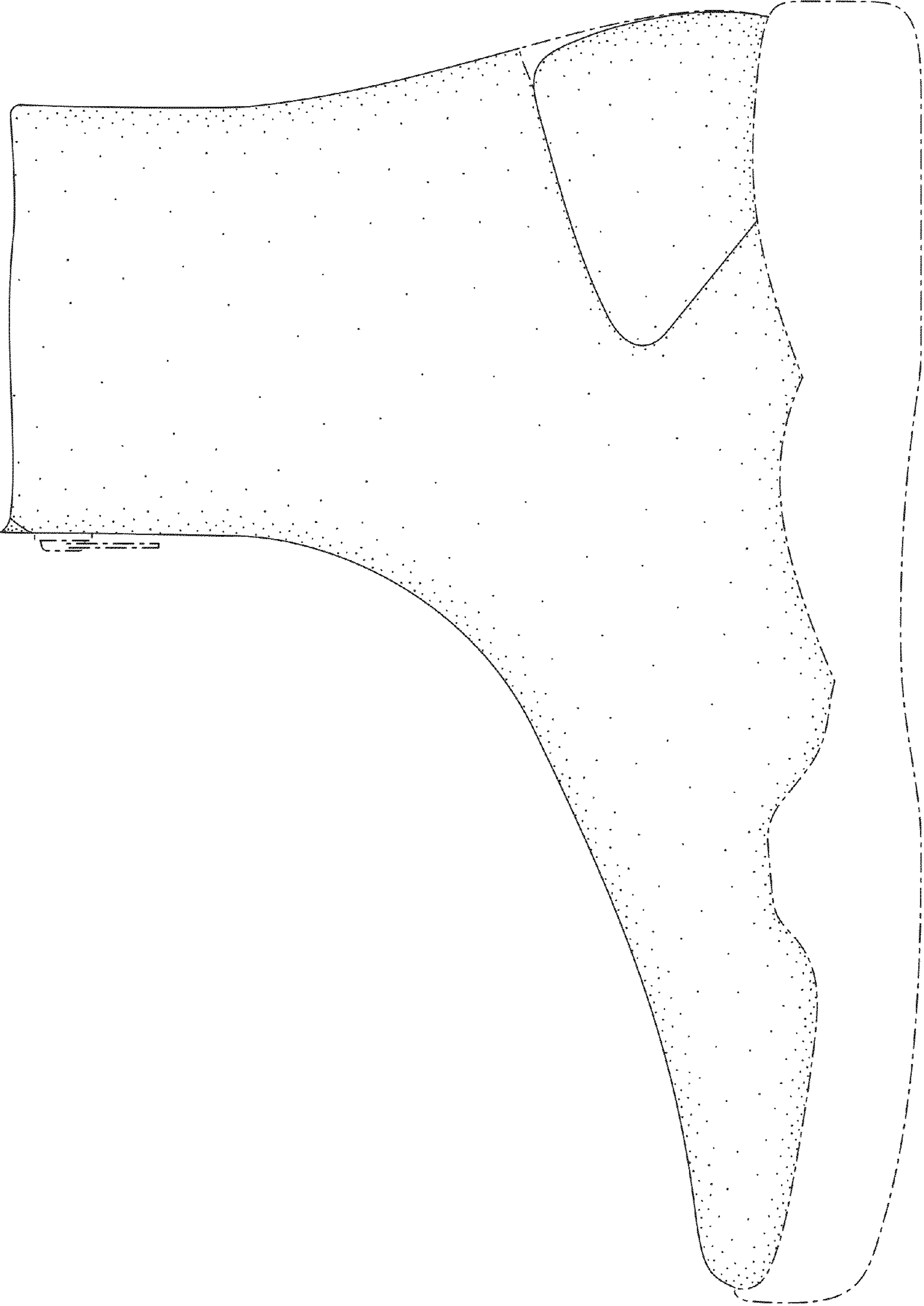


FIG. 2

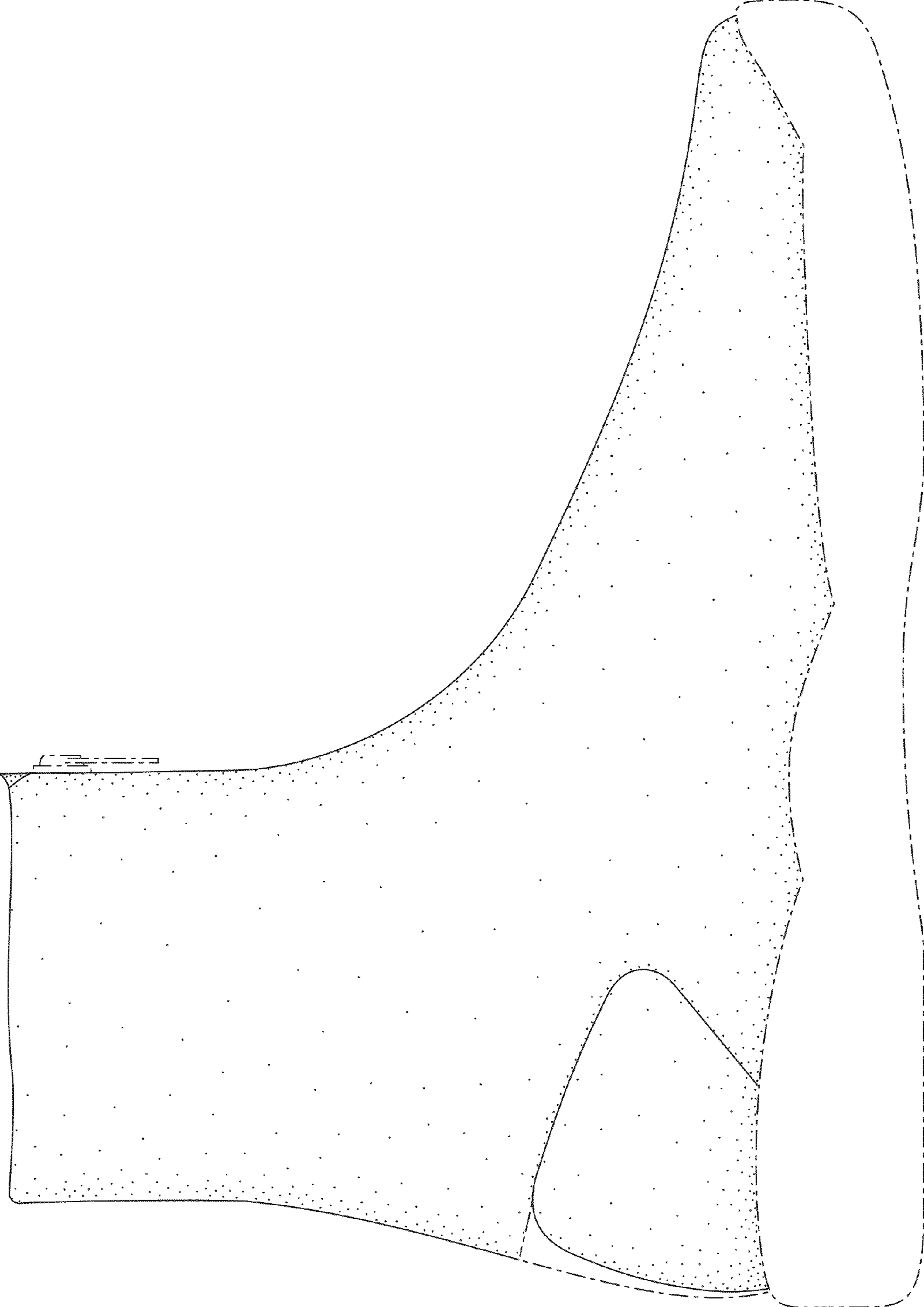


FIG. 3

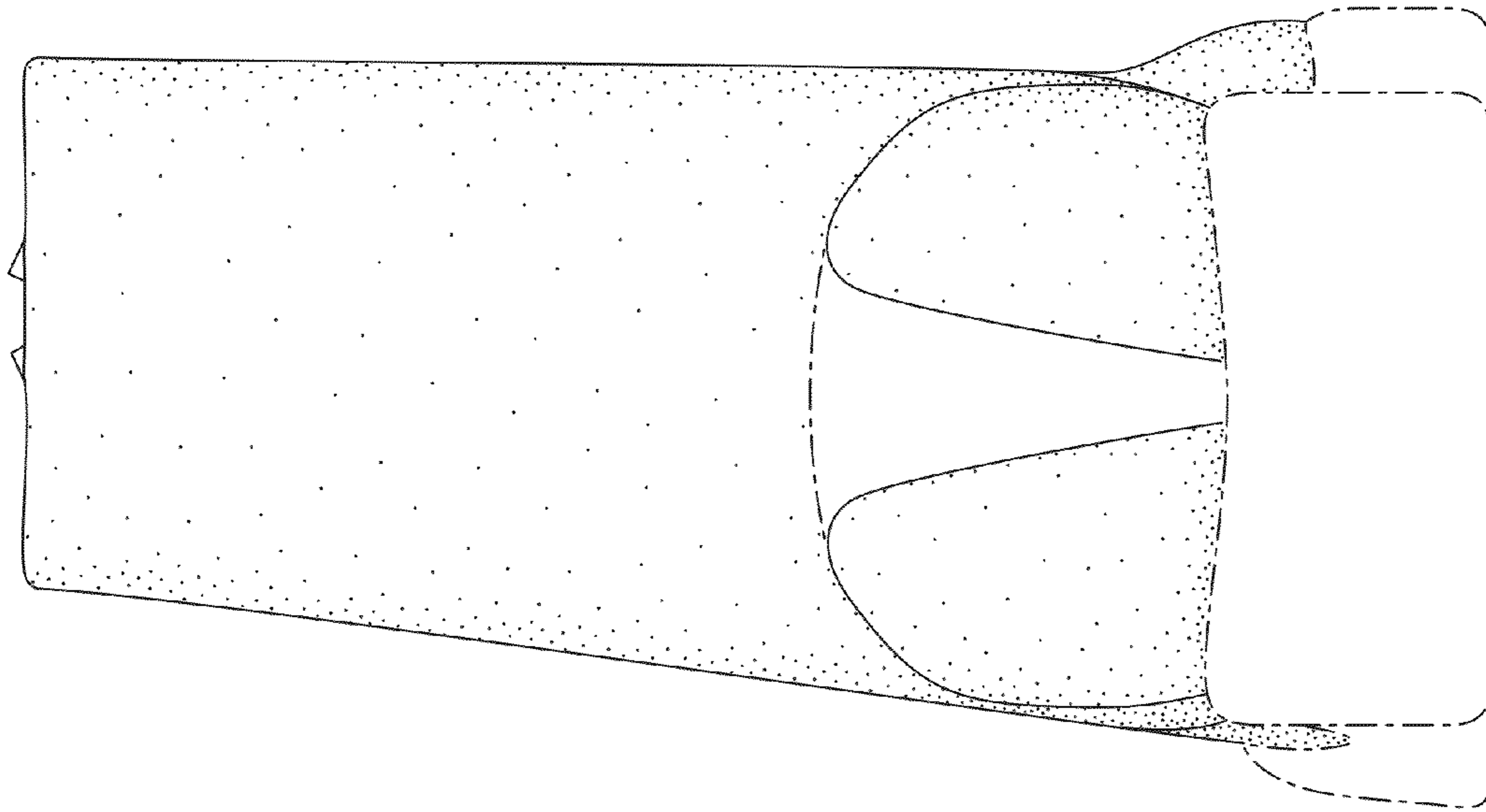


FIG. 5

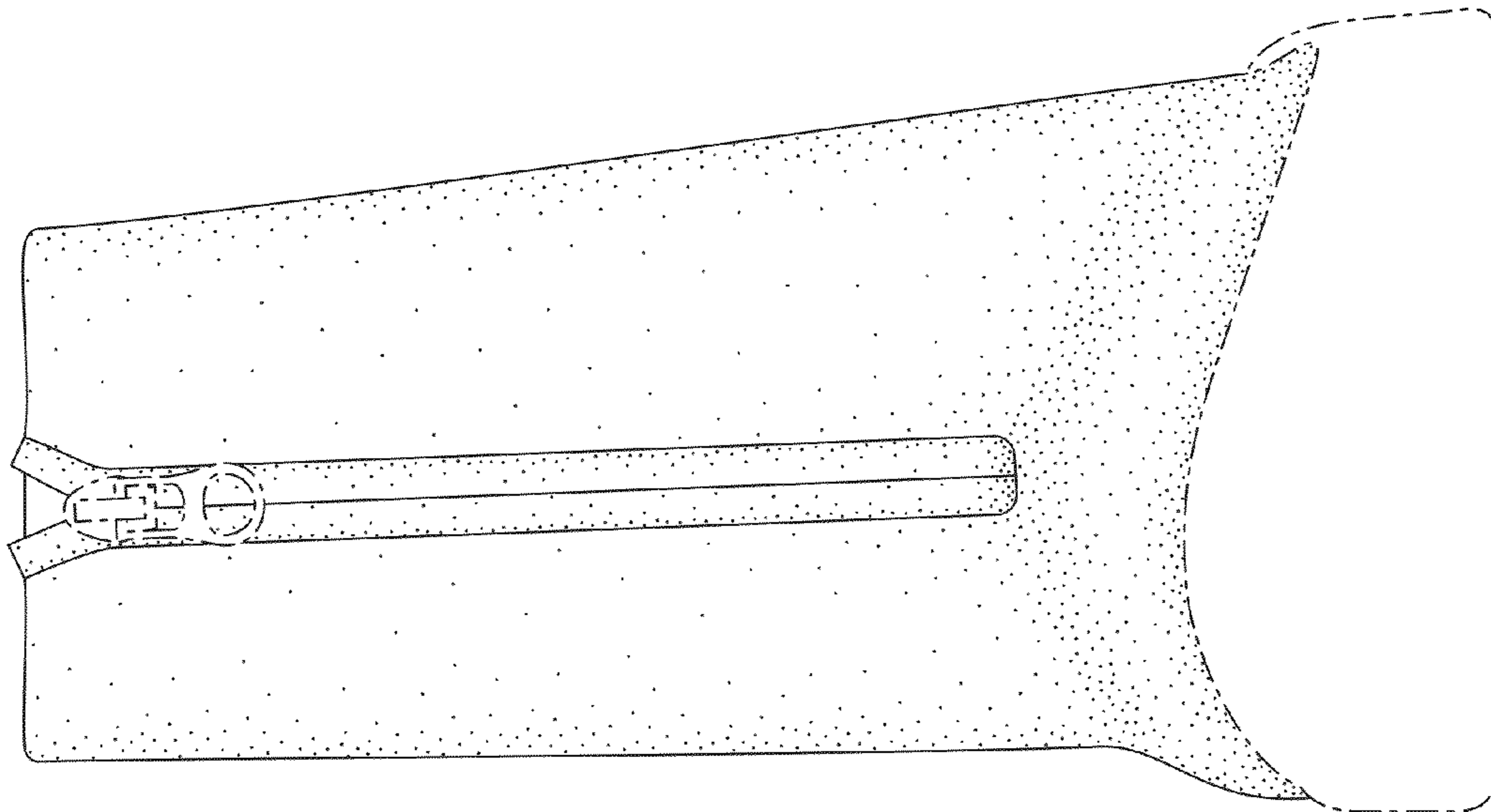


FIG. 4

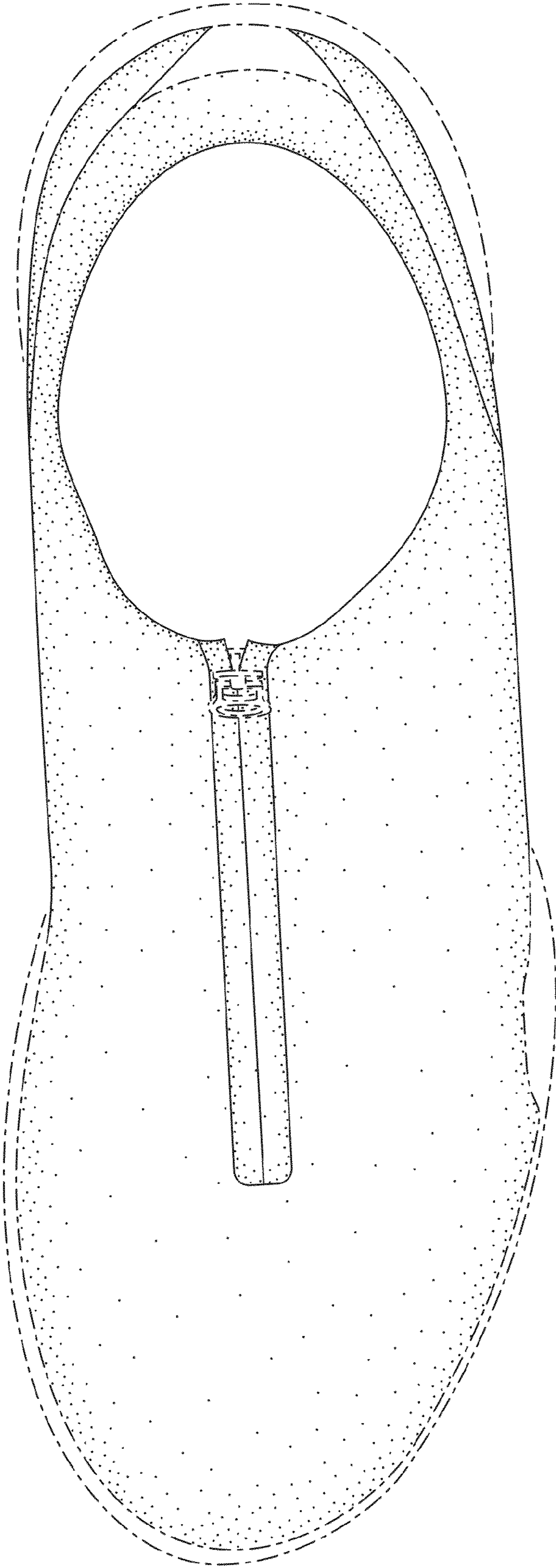


FIG. 6